



Daily Report for Ownership Changes

5th of July 2023 Session

Company									5-Jul			
	Qatari				GCC				Foreigners			
	Daily Chg.	Last 5 Sessions Chg.	Last 10 Sessions Chg.	Last 20 Sessions Chg.	Daily Chg.	Last 5 Sessions Chg.	Last 10 Sessions Chg.	Last 20 Sessions Chg.	Daily Chg.	Last 5 Sessions Chg.	Last 10 Sessions Chg.	Last 20 Sessions Chg.
QNBK	-94,669	-37,879,281	-41,162,784	-40,153,861	-50,000	2,657	40,273	128,983	144,669	37,910,864	41,134,569	39,932,173
QIBK	-386,157	-9,485,082	-11,020,726	-10,336,440	-1,000	850	24,816	65,105	387,157	9,484,232	10,880,047	10,035,922
CBQK	-259,381	-58,637,745	-59,497,744	-60,484,123	0	338,000	406,350	405,850	259,381	58,266,533	59,184,472	59,878,341
DHBK	-92,734	-58,381,364	-58,126,110	-55,039,693	0	106,182	422,333	277,655	92,734	58,047,203	57,703,777	54,697,363
ABQK	0	-639,857	-639,857	-639,913	0	0	0	56	0	639,857	639,857	639,857
QIHK	-43,747	-1,323,048	-2,153,395	-1,662,264	0	-205,000	-205,000	-205,000	43,747	1,528,048	2,358,395	1,867,264
MARK	864,207	-51,107,706	-51,777,496	-39,457,867	4,433	-48,773	-115,370	-366,649	-868,640	51,156,479	51,892,866	39,824,516
DUBK	-2,447,220	-6,704,525	-11,839,698	-24,347,509	0	0	0	-5,000	2,447,220	6,704,525	11,839,698	24,352,509
QFBQ	699,469	805,171	2,296,913	3,595,129	0	-10,280	35,395	-633,032	-699,469	-794,891	-2,332,308	-2,962,097
NLCS	643,419	-4,945,459	-3,419,619	-8,796,426	101,799	-44,149	-64,169	53,258	-745,218	4,989,608	3,483,788	8,743,168
DBIS	-67,085	-3,140,587	-3,111,897	-1,772,780	-32,000	-42,000	-72,000	-123,623	99,085	3,182,587	3,183,897	1,896,403
QOIS	493,799	-287,851	2,304,243	3,016,923	-40,368	-99,376	-389,890	-302,486	-453,431	387,227	-1,914,353	-2,714,437
IHGS	-40,794	43,549	28,860	5,164	0	-30,570	-158,419	0	40,794	-12,979	129,559	-5,164
ZHCD	-750	-2,945	-3,722	-6,386	0	-1,000	0	0	750	3,945	3,722	6,386
OGMD	-1,122,622	-1,209,309	-93,325	-116,731	235,626	388,904	552,200	611,607	886,996	820,405	-458,875	-494,876
SIIS	131,331	-4,195,069	3,007,342	1,427,235	-219,407	699,958	832,883	394,914	88,076	3,495,111	-3,840,225	-1,822,149
BLDN	-58,829	-714,065	-1,613,936	-2,141,730	0	1,002	150,363	39,995	58,829	713,063	1,463,573	2,101,735
MCGS	-57,406	-306,677	-359,632	-743,511	0	0	0	-160	57,406	306,677	359,632	743,671
QCFS	0	0	-2,984	-1,034	0	0	0	0	0	0	2,984	1,034
QFLS	-67,398	-727,613	-1,262,159	-1,091,626	0	0	0	3,698	67,398	727,613	1,262,159	1,082,111
WDAM	1,450,020	2,906,471	2,388,418	1,741,192	1,000	-3,988	-354	-449,380	-1,451,020	-2,902,483	-2,388,064	-1,291,812
MCCS	34,760	-57,233	-297,108	-39,265	0	0	217,774	222,270	-34,760	57,233	79,334	-183,005
MERS	-18,141	-47,430	-46,076	170,072	0	0	0	390	18,141	47,430	46,076	-170,462
QIMD	-2,000	28,176	6,607	-193,012	0	0	80,000	100,000	2,000	-28,176	-86,607	93,012
QNCD	29,301	5,562	-13,853	47,006	0	-1,875	96,625	96,625	-29,301	-3,687	-82,772	-143,631

Company	5-Jul											
	Qatari				GCC				Foreigners			
	Daily Chg.	Last 5 Sessions Chg.	Last 10 Sessions Chg.	Last 20 Sessions Chg.	Daily Chg.	Last 5 Sessions Chg.	Last 10 Sessions Chg.	Last 20 Sessions Chg.	Daily Chg.	Last 5 Sessions Chg.	Last 10 Sessions Chg.	Last 20 Sessions Chg.
IOCD	-514,320	-15,032,312	-15,372,647	-9,016,709	0	3,173	-91,291	-114,967	514,320	15,029,139	15,463,938	9,129,471
QIGD	-659,008	-644,102	602,615	2,003,304	43,400	43,400	34,400	18,747	615,608	600,702	-637,015	-2,022,051
QEWS	-78,207	-1,214,689	-1,153,341	-1,744,691	0	1,938	938	12,236	78,207	1,212,751	1,152,403	1,715,043
AHCS	118,654	3,117,855	3,531,994	3,754,610	0	0	0	0	-118,654	-3,117,855	-3,531,994	-3,754,610
GISS	-1,908,646	-9,273,438	-7,483,562	-9,531,140	-49,631	-98,528	-121,528	-127,651	1,958,277	9,371,966	7,605,090	9,658,791
MPHC	1,781,910	633,506	-374,928	3,721,402	17,694	16,694	-37,059	63,441	-1,799,604	-650,200	411,987	-3,784,843
IGRD	-167,246	-1,458,733	-2,020,204	848,915	-155,215	-44,124	-92,602	-55,371	322,461	1,502,857	2,112,806	-793,544
QAMC	2,588,046	2,105,971	-4,666,396	-161,572	-23,400	-28,834	846,442	1,255,264	-2,564,646	-2,077,137	3,819,954	-1,093,692
QATI	-65,191	-15,143,859	-15,435,015	-18,983,177	-40,000	0	-105,000	-205,000	105,191	15,143,859	15,540,015	19,188,177
DOHI	-13,745	-939,289	-635,657	-548,983	0	-21,800	-413,227	-415,141	13,745	961,089	1,048,884	964,124
QGRI	0	0	17,735	32,832	0	0	-985	-1,085	0	0	-16,750	-31,747
AKHI	340,292	-433,570	-587,748	-1,011,833	0	0	-47,795	-67,446	-340,292	433,570	635,543	1,079,279
QISI	0	-1,293	-22,084	-52,776	0	0	0	0	0	1,293	22,084	52,776
BEMA	0	16,346	19,102	15,999	0	0	0	3,000	0	-16,346	-19,102	-18,999
QLMI	5,200	-131,030	-770,397	-813,284	0	-431	25,844	25,844	-5,200	131,461	744,553	787,440
UDCD	-501,599	-2,709,699	-3,917,919	-7,560,274	0	210,000	410,000	714,656	501,599	2,499,699	3,507,919	6,845,618
BRES	-363,534	-12,099,380	-11,931,768	-10,863,689	0	22,650	-6,402	81,897	363,534	12,076,730	11,938,170	10,781,792
ERES	-1,877,839	-1,460,939	1,400,679	-331,784	0	-126,227	97,773	243,887	1,877,839	1,587,166	-1,498,452	87,897
MRDS	-296,855	-243,603	-3,646,311	-6,801,961	-114,067	-173,088	-24,316	52,124	410,922	416,691	3,670,627	6,749,837
ORDS	-71,693	-620,721	-954,327	-1,483,729	0	10,048	-94,953	-116,499	71,693	610,673	1,039,854	1,600,228
VFQS	39,031	-7,007,400	-12,261,568	-16,998,004	-40,000	160,000	402,822	357,269	969	6,847,400	11,858,746	16,640,735
QNNS	28,946	-13,996,908	-13,924,835	-12,738,904	0	0	0	0	-28,946	13,996,908	13,924,835	12,724,962
GWCS	24,773	-581,811	681,797	1,762,999	0	0	18	8,838	-24,773	553,551	-681,815	-1,771,837
QGTS	-548,352	-29,732,899	-33,038,914	-41,558,390	25,000	3,500	-82,488	-293,418	523,352	29,729,399	33,121,402	41,851,808

Trading values by nationality for the last Session

Nationality	Purchasing Value	Selling Value	Difference
Qataris	252.98	275.25	-22.27
GCC	17.98	9.89	8.10
Arab	53.59	54.70	-1.11
Foreigners	95.34	80.06	15.28
Total	419.89	419.89	0.00

In million QAR

Trading by nationality for the last Session

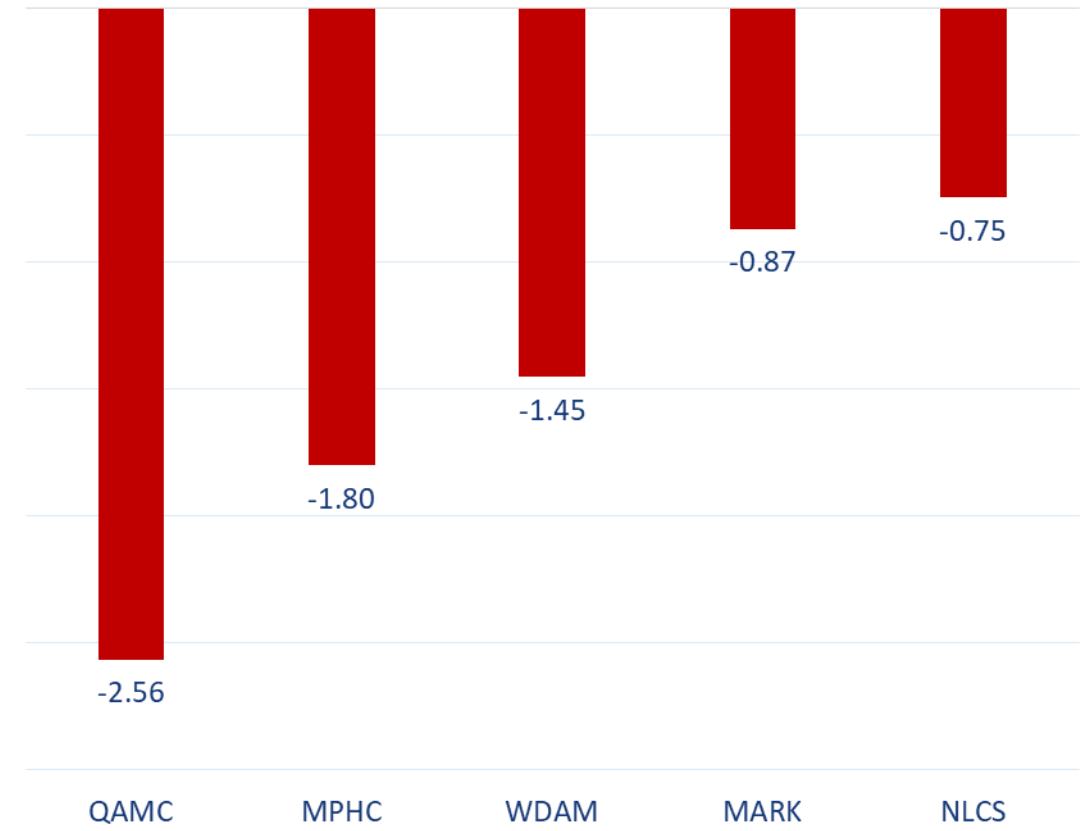
Nationality	Buy %	Sell %	Net
Qataris	60.25%	65.55%	-5.30%
GCC	4.28%	2.36%	1.93%
Arab	12.76%	13.03%	-0.26%
Foreigners	22.71%	19.07%	3.64%

Top 5 Companies bought (net) by **Foreigners** in the last session



In million shares

Top 5 Companies sold (net) by **Foreigners** in the last session



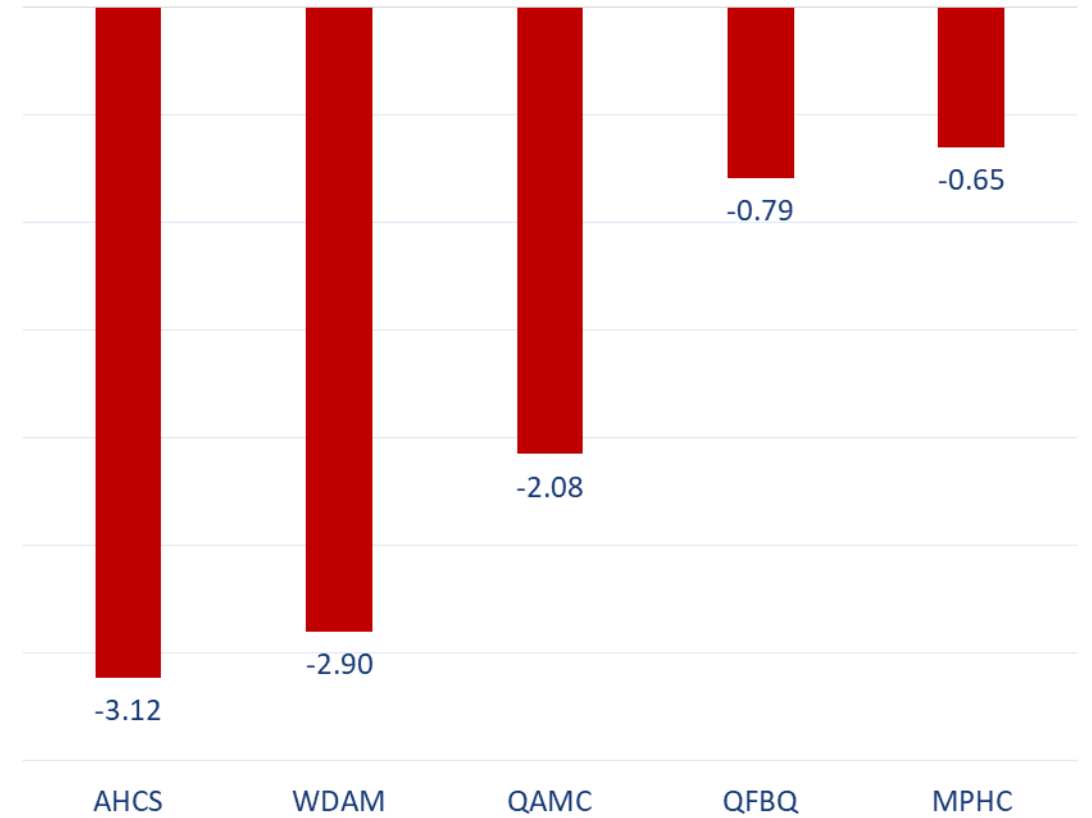
In million shares

Top 5 Companies bought (net) by **Foreigners** over the last week



In million shares

Top 5 Companies sold (net) by **Foreigners** over the last week



In million shares



The figures represent a change in the number of shares.

Daily Change: The net change between 5th and 4th of July trading sessions

Change for the last 5 sessions: The total daily net change for the last 5 sessions.


Change for the last 10 sessions: The total daily net change for the last 10 sessions.

Change for the last 20 sessions: The total daily net change for the last 20 sessions.

DISCLAIMER:

The information contained was obtained from various public sources believed to be reliable, but we do not guarantee its accuracy. Wasata Financial Securities makes no representations or warranties (express or implied) regarding the data and information provided and Wasata Financial Securities does not represent that the information content of this document is complete, or free from any error, not misleading, or fit for any particular purpose. This report document provides general information only. Neither the information nor any opinion expressed constitutes an offer or an invitation to make an offer, to buy or sell any securities or other investment products related to such securities or investments.

This report document contained is subject to change without prior notice. Wasata assumes no responsibility to update the information in this report document.



Prepared by Financial Advisory Department


للأوراق المالية
FINANCIAL SECURITIES

+974 44498880

ramzi.qasmieh@Wasata.qa