



Daily Report for Ownership Changes

9th of July 2023 Session

									9-Jul			
Company	Qatari				GCC				Foreigners			
	Daily Chg.	Last 5 Sessions Chg.	Last 10 Sessions Chg.	Last 20 Sessions Chg.	Daily Chg.	Last 5 Sessions Chg.	Last 10 Sessions Chg.	Last 20 Sessions Chg.	Daily Chg.	Last 5 Sessions Chg.	Last 10 Sessions Chg.	Last 20 Sessions Chg.
QNBK	157,047	-37,986,768	-40,347,374	-40,588,834	-146,697	-195,607	-49,198	-42,908	-10,350	38,183,336	40,396,572	40,631,742
QIBK	-186,829	-9,617,471	-10,604,129	-10,085,211	0	850	11,160	64,505	186,829	9,616,621	10,592,969	10,020,706
CBQK	-132,277	-58,866,079	-59,202,802	-59,254,320	-17,022	394,237	445,487	462,087	149,299	58,471,842	58,757,315	58,792,233
DHBK	-255,802	-58,564,811	-58,257,379	-55,798,033	-73,485	-92,976	316,541	297,460	329,287	58,657,777	57,940,838	55,500,573
ABQK	0	-639,857	-639,857	-639,913	0	456	456	512	0	639,401	639,401	639,401
QIHK	-37,985	-1,250,711	-1,587,030	-1,440,633	0	-195,000	-200,000	-200,000	37,985	1,445,711	1,787,030	1,640,633
MARK	-202,292	-46,998,370	-49,482,415	-32,590,392	6,057	-16,179	-64,685	-329,256	196,235	47,014,549	49,547,100	32,919,648
DUBK	-53,568	-7,839,455	-11,261,373	-23,956,265	0	0	0	0	53,568	7,839,455	11,261,373	23,956,265
QFBQ	-571,590	-759,959	1,010,728	2,833,037	0	-142,950	-147,213	-710,884	571,590	902,909	-863,515	-2,122,153
NLCS	-72,059	-7,218,696	-5,551,881	-7,077,086	-20,470	-44,412	-100,068	23,598	92,529	7,263,108	5,651,949	7,053,488
DBIS	-62,382	-3,365,954	-2,759,081	-1,703,988	0	-42,000	-72,000	-102,322	62,382	3,407,954	2,831,081	1,806,310
QOIS	-1,501,722	-1,350,545	32,636	344,506	0	-52,214	-251,185	-202,496	1,501,722	1,402,759	218,549	-142,010
IHGS	82,980	187,962	327,667	-61,036	0	-60,873	-155,471	-15,967	-82,980	-127,089	-172,196	77,003
ZHCD	63	-1,303	-659	802	0	-1,000	-3,000	0	-63	2,303	3,659	-802
OGMD	376,984	-760,846	-64,103	122,355	88,371	142,514	370,989	5,816	-465,355	618,332	-306,886	-128,171
SIIS	2,520,181	2,896,627	4,028,766	6,113,054	-54,387	-426,855	749,948	265,216	-2,465,794	-2,469,772	-4,778,714	-6,378,270
BLDN	-12,800	-487,642	-1,339,200	-2,604,732	0	-10,212	150,363	200,385	12,800	497,854	1,188,837	2,404,347
MCGS	-3,459	-287,798	-338,486	-405,060	0	0	0	0	3,459	287,798	338,486	405,060
QCFS	0	0	-2,984	-1,034	0	0	0	0	0	0	2,984	1,034
QFLS	-109,539	-726,195	-1,012,420	-1,233,680	0	0	0	2,698	109,539	726,195	1,012,420	1,230,982
WDAM	1,433,730	4,251,801	4,665,444	3,011,600	-56,728	111,957	115,591	31,998	-1,377,002	-4,363,758	-4,781,035	-3,043,598
MCCS	61,721	169,879	-213,019	70,268	0	0	217,107	222,270	-61,721	-169,879	-4,088	-292,538
MERS	-4,603	-137,374	-162,945	38,663	0	0	0	690	4,603	137,374	162,945	-39,353
QIMD	34,000	31,500	43,006	-155,326	0	0	76,570	100,000	-34,000	-31,500	-119,576	55,326
QNCD	20,613	-23,295	-75,162	13,240	0	-1,875	72,125	96,625	-20,613	25,170	3,037	-109,865

									9-Jul			
Company	Qatari				GCC				Foreigners			
	Daily Chg.	Last 5 Sessions Chg.	Last 10 Sessions Chg.	Last 20 Sessions Chg.	Daily Chg.	Last 5 Sessions Chg.	Last 10 Sessions Chg.	Last 20 Sessions Chg.	Daily Chg.	Last 5 Sessions Chg.	Last 10 Sessions Chg.	Last 20 Sessions Chg.
IOCD	-240,866	-16,110,441	-15,910,890	-13,722,509	3,667	6,840	-66,424	-92,532	237,199	16,103,601	15,977,314	13,814,660
QIGD	78,550	62,918	614,374	1,962,371	0	43,431	34,431	18,778	-78,550	-106,349	-648,805	-1,981,149
QEWS	-19,292	-1,148,688	-1,115,872	-1,775,173	0	1,938	938	12,236	19,292	1,146,750	1,114,934	1,762,937
AHCS	-105,360	676,585	3,586,708	2,746,592	0	0	0	0	105,360	-676,585	-3,586,708	-2,746,592
GISS	255,963	-5,153,337	-5,667,544	-8,491,453	-5,000	-52,485	-129,382	-122,880	-250,963	5,205,822	5,796,926	8,614,333
MPHC	95,552	1,324,034	578,330	4,219,777	28,000	46,194	-8,559	91,941	-123,552	-1,370,228	-569,771	-4,311,718
IGRD	-353,669	-2,625,785	-2,539,278	-35,467	-7,522	-30,648	-18,050	-41,895	361,191	2,656,433	2,557,328	77,362
QAMC	-200,858	5,608,759	-4,382,026	-1,050,316	25,950	-8,585	792,809	1,281,789	174,908	-5,600,174	3,589,217	-231,473
QATI	-1,820,119	-17,145,523	-16,906,672	-18,597,473	0	-22,000	-105,000	-204,500	1,820,119	17,167,523	17,011,672	18,801,973
DOHI	82,520	-944,731	-553,247	-528,881	0	0	-413,227	-415,141	-82,520	944,731	966,474	944,022
QGRI	-83	-83	902	33,749	0	0	-985	-1,085	83	83	83	-32,664
AKHI	-66,225	357,240	-705,597	-933,228	0	0	-15,000	6,311	66,225	-357,240	720,597	926,917
QISI	-7,121	-14,892	-43,124	-63,830	0	0	0	0	7,121	14,892	43,124	63,830
BEMA	464	5,157	12,368	6,981	0	0	0	3,000	-464	-5,157	-12,368	-9,981
QLMI	-11,998	-49,288	-814,334	-858,793	0	0	25,844	25,844	11,998	49,288	788,490	832,949
UDCD	-182,566	-2,814,831	-3,361,383	-6,821,782	0	10,000	410,000	557,712	182,566	2,804,831	2,951,383	6,264,070
BRES	70,464	-11,935,025	-10,689,125	-9,853,457	0	12,676	-4,884	-3,950	-70,464	11,922,349	10,694,009	9,857,407
ERES	357,162	1,178,334	351,582	197,902	0	-200,000	-136,227	28,887	-357,162	-978,334	-215,355	-226,789
MRDS	-1,542,408	-2,571,285	-864,842	-3,738,631	-30,000	-72,402	103,834	358,500	1,572,408	2,643,687	761,008	3,380,131
ORDS	-121,597	-1,060,518	-1,451,552	-1,938,672	-43,781	-78,733	-78,734	-195,280	165,378	1,139,947	1,530,286	2,133,952
VFQS	63,583	-4,338,183	-8,705,368	-16,529,647	-16,000	-40,000	323,000	327,930	-47,583	4,378,183	8,382,368	16,201,717
QNNS	269,693	-13,580,837	-13,359,704	-11,612,496	0	5,000	5,000	5,000	-269,693	13,575,837	13,354,704	11,607,496
GWCS	425,534	487,012	1,021,039	2,252,820	0	56	74	8,894	-425,534	-487,068	-1,021,113	-2,261,714
QGTS	-17,431	-27,706,952	-31,671,855	-41,488,288	0	-3,055	-77,505	-262,443	17,431	27,710,007	31,749,360	41,752,761

Trading values by nationality for the last Session

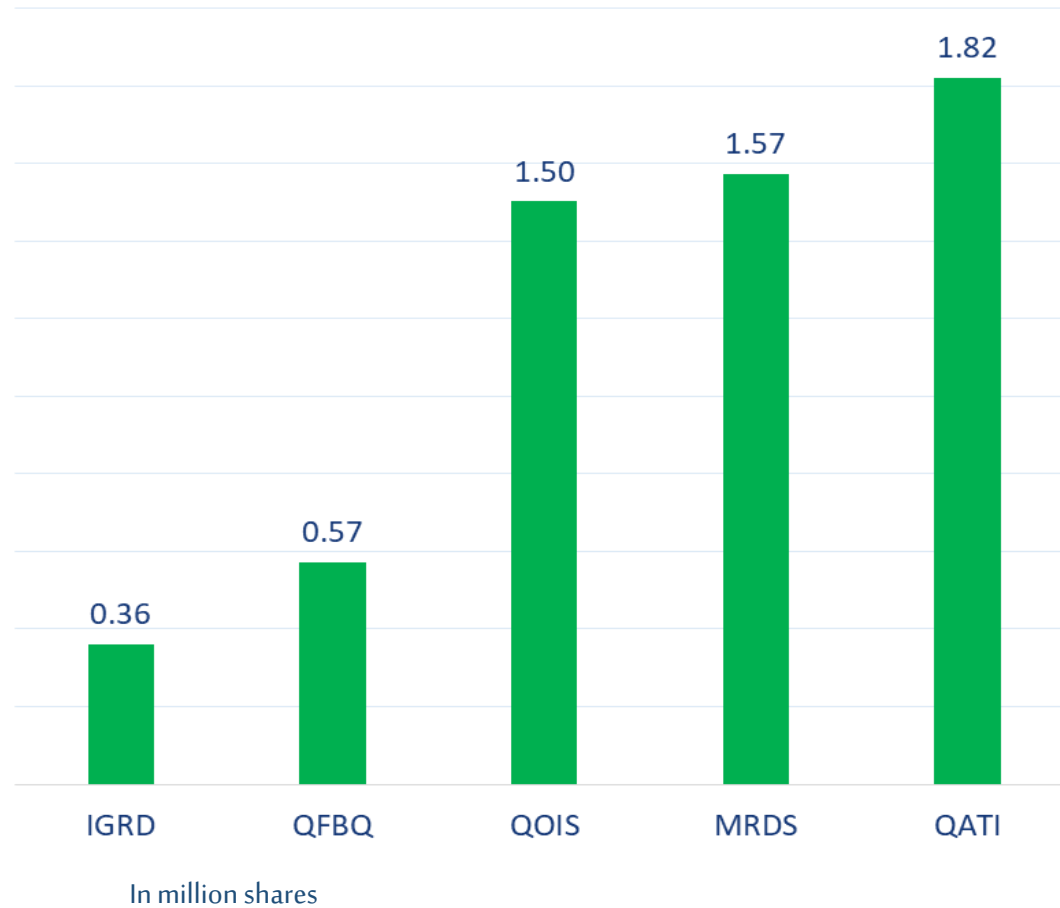
Nationality	Purchasing Value	Selling Value	Difference
Qataris	165.90	166.84	-0.95
GCC	34.29	12.19	22.11
Arab	40.39	47.97	-7.58
Foreigners	24.35	37.93	-13.58
Total	264.93	264.93	0.00

In million QAR

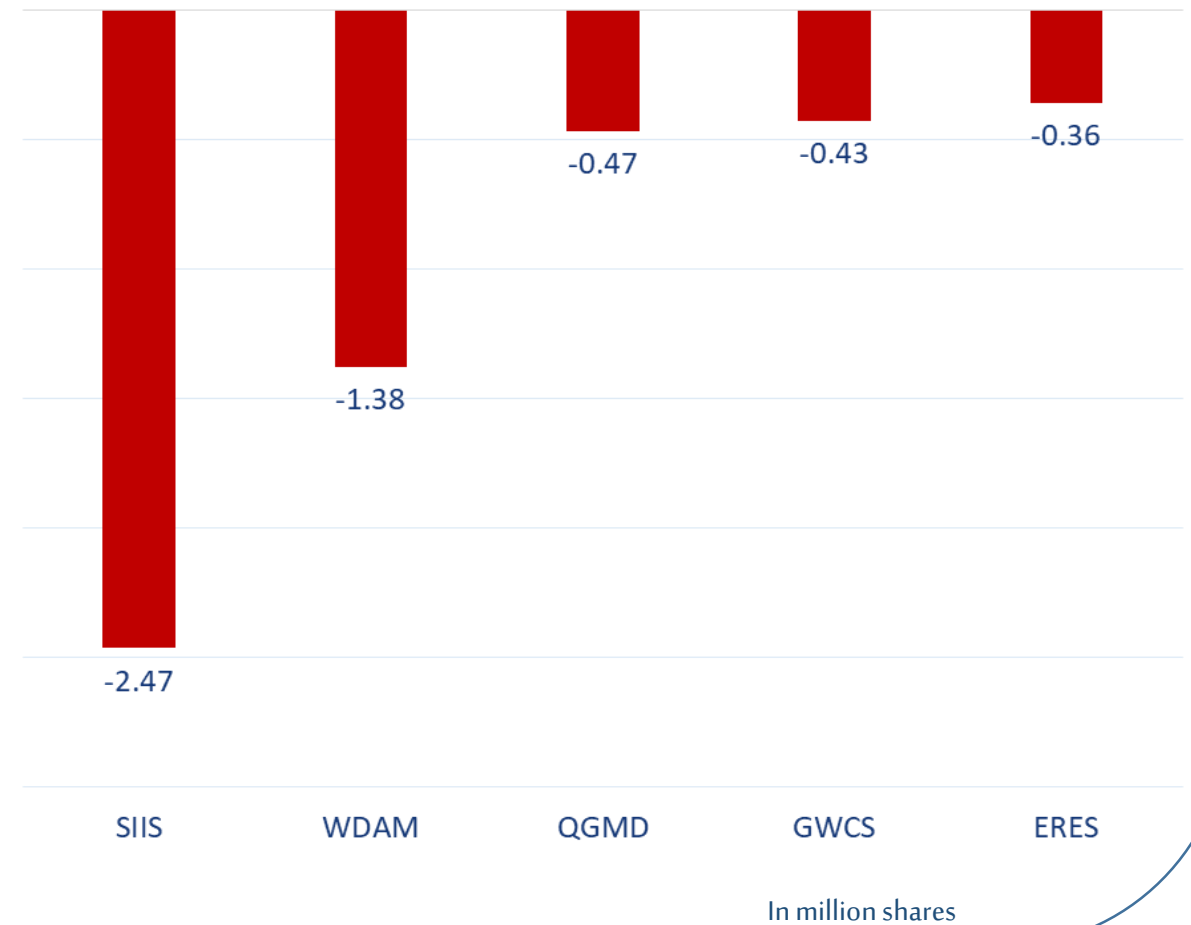
Trading by nationality for the last Session

Nationality	Buy %	Sell %	Net
Qataris	62.62%	62.97%	-0.36%
GCC	12.94%	4.60%	8.34%
Arab	15.25%	18.11%	-2.86%
Foreigners	9.19%	14.32%	-5.12%

Top 5 Companies bought (net) by **Foreigners** in the last session



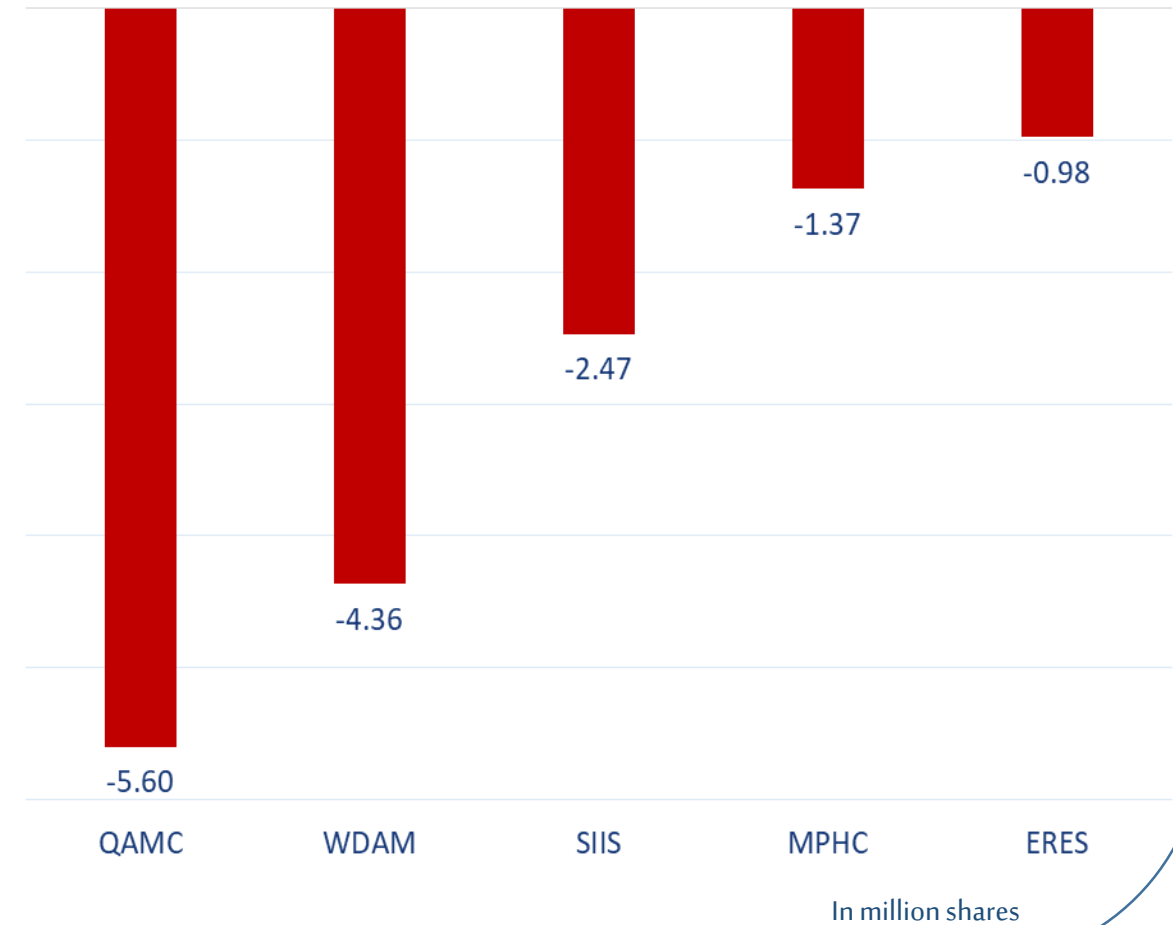
Top 5 Companies sold (net) by **Foreigners** in the last session



Top 5 Companies bought (net) by **Foreigners** over the last week



Top 5 Companies sold (net) by **Foreigners** over the last week





The figures represent a change in the number of shares.

Daily Change: The net change between 9th and 6th of July trading sessions

Change for the last 5 sessions: The total daily net change for the last 5 sessions.

Change for the last 10 sessions: The total daily net change for the last 10 sessions.

Change for the last 20 sessions: The total daily net change for the last 20 sessions.

DISCLAIMER:

The information contained was obtained from various public sources believed to be reliable, but we do not guarantee its accuracy. Wasata Financial Securities makes no representations or warranties (express or implied) regarding the data and information provided and Wasata Financial Securities does not represent that the information content of this document is complete, or free from any error, not misleading, or fit for any particular purpose. This report document provides general information only. Neither the information nor any opinion expressed constitutes an offer or an invitation to make an offer, to buy or sell any securities or other investment products related to such securities or investments.

This report document contained is subject to change without prior notice. Wasata assumes no responsibility to update the information in this report document.



Prepared by Financial Advisory Department


للأوراق المالية
FINANCIAL SECURITIES

+974 44498880

ramzi.qasmieh@Wasata.qa