



Daily Report for Ownership Changes

1st of August 2023 Session

Company									1-Aug			
	Qatari				GCC				Foreigners			
	Daily Chg.	Last 5 Sessions Chg.	Last 10 Sessions Chg.	Last 20 Sessions Chg.	Daily Chg.	Last 5 Sessions Chg.	Last 10 Sessions Chg.	Last 20 Sessions Chg.	Daily Chg.	Last 5 Sessions Chg.	Last 10 Sessions Chg.	Last 20 Sessions Chg.
QNBK	-771,505	-3,618,805	-1,577,840	498,678	-12,895	-178,028	-304,741	-149,156	784,400	3,796,833	1,882,581	-349,522
QIBK	27,228	-1,280,829	-4,143,420	-7,872,665	171	-21,024	-45,339	-44,014	-27,399	1,301,853	4,188,759	7,916,679
CBQK	-384,241	-5,782,134	-13,068,401	-12,816,379	-35,000	-423,000	-561,932	-258,340	419,241	6,205,134	13,630,333	13,074,719
DHBK	-1,209,392	-2,985,240	225,630	-1,064,125	128,190	371,931	296,345	291,150	1,081,202	2,613,309	-521,975	772,975
ABQK	0	-60	-60	2,940	0	0	0	456	0	60	60	-3,396
QIIK	-270,313	-932,854	-1,186,964	-1,720,954	0	200,000	200,000	203,450	270,313	732,854	986,964	1,517,504
MARK	-4,764,251	-6,400,976	-5,833,792	2,529,912	-1,580	8,906	-50,209	45,084	4,765,831	6,392,070	5,884,001	-2,574,996
DUBK	-6,544,494	-13,748,684	-17,353,360	-33,864,590	-2,800	-8,234	-3,189	-39,953	6,547,294	13,756,918	17,356,549	33,904,543
QFBO	-649,863	124,489	1,703,470	1,174,046	41,386	41,386	-97,329	-543,988	608,477	-165,875	-1,606,141	-630,058
NLCS	592,380	-6,450,167	-6,655,125	-7,195,895	132,032	10,842	-118,154	24,321	-724,412	6,439,325	6,773,279	7,171,574
DBIS	-58,532	-211,457	-1,428,203	-1,410,232	0	7,675	-24,130	-56,130	58,532	203,782	1,452,333	1,466,362
QOIS	-721,385	-11,657,641	-5,461,962	-3,817,834	8,339	442,097	-428,173	-112,987	713,046	11,215,544	5,890,135	3,930,821
IHGS	30,630	-569,210	-1,396,539	-1,561,111	0	11,105	15,000	15,000	-30,630	558,105	1,381,539	1,546,111
ZHCD	8,219	-8,486	-7,636	-3,510	0	5,000	5,000	5,000	-8,219	3,486	2,636	-1,490
QGMD	-174,684	807,250	2,775,300	2,020,094	-891	-188,960	-104,464	-297,085	175,575	-618,290	-2,670,836	-1,723,009
SIIS	1,222,803	3,475,447	-1,296,948	1,303,958	-168,479	-902,998	-111,231	-1,143,181	-1,054,324	-2,572,449	1,408,179	-160,777
BLDN	145,183	908,328	-5,082,375	-5,625,577	0	57,023	53,716	63,716	-145,183	-965,351	5,028,659	5,561,861
MCGS	4,571	7,172	208,115	98,072	0	5,000	7,000	7,000	-4,571	-12,172	-215,115	-105,072
QCFS	0	0	0	179	0	0	0	0	0	0	0	-179
QFLS	-147,771	-264,452	47,514	-32,774	-41,902	-50,640	-50,580	-50,596	189,673	315,092	3,066	83,370
WDAM	-160,117	-809,345	-1,819,866	-2,675,742	-34,762	74,976	10,850	188,700	194,879	734,369	1,809,016	2,487,042
MCCS	-31,690	-388,155	-607,546	-604,815	0	294,000	355,035	405,035	31,690	94,155	252,511	199,780
MERS	-13,009	12,397	97,527	-271,139	0	0	350	1,045	13,009	-12,397	-97,877	270,094
QIMD	51,739	59,776	84,654	64,931	0	-8,923	0	5,400	-51,739	-50,853	-84,654	-70,331
QNCD	-2,880	-22,366	-102,149	-116,383	0	0	0	12	2,880	22,366	102,149	116,371

Company									1-Aug			
	Qatari				GCC				Foreigners			
	Daily Chg.	Last 5 Sessions Chg.	Last 10 Sessions Chg.	Last 20 Sessions Chg.	Daily Chg.	Last 5 Sessions Chg.	Last 10 Sessions Chg.	Last 20 Sessions Chg.	Daily Chg.	Last 5 Sessions Chg.	Last 10 Sessions Chg.	Last 20 Sessions Chg.
IQCD	-1,344,147	-7,405,687	-9,897,626	-14,081,498	2	-165,934	-129,792	-158,329	1,344,145	7,571,621	10,027,418	14,239,827
QIGD	-418,984	-60,765	-1,143,205	-298,375	0	6,052	-33,368	-1,263,877	418,984	54,713	1,176,573	1,562,252
QEWS	-45,806	-756,973	-1,110,013	-2,403,657	0	-700	500	-1,000	45,806	757,673	1,109,513	2,404,657
AHCS	375,866	-855,468	-935,058	-789,607	0	0	18,615	28,115	-375,866	855,468	916,443	761,492
GISS	-1,684,207	-2,602,357	-2,571,077	-12,940,835	91,685	49,534	-55,067	-1,524	1,592,522	2,552,823	2,626,144	12,942,359
MPHC	-2,969,646	-2,985,391	-2,224,707	-2,457,364	-29,112	-29,112	-2,990	4,820	2,998,758	3,014,503	2,227,697	2,452,544
IGRD	-48,254	1,201,294	2,695,802	493,764	0	-17,400	229,586	158,713	48,254	-1,183,894	-2,925,388	-652,477
QAMC	-1,000,199	-8,484,472	-8,154,607	-6,085,392	-563,570	-410,910	-309,229	47,864	1,563,769	8,895,382	8,463,836	6,037,528
QATI	7,948	649,101	834,370	-1,287,383	0	-45,000	22,083	10,000	-7,948	-604,101	-856,453	1,277,383
DOHI	27,950	-53,989	-90,539	138,834	0	0	0	-50	-27,950	53,989	90,539	-138,784
QGRI	0	-38,056	-168,246	-189,422	0	0	0	0	0	38,056	168,246	189,422
AKHI	10,105	186,764	243,656	560,639	-400	-11,472	-400	-400	-9,705	-175,292	-243,256	-560,239
QISI	-3,008	31,565	43,733	24,979	0	0	0	0	3,008	-31,565	-43,733	-24,979
BEMA	-50	-5,679	-8,504	-26,738	0	0	0	0	50	5,679	8,504	26,738
QLMI	-55,145	-130,814	-174,944	-249,636	0	0	0	50,000	55,145	130,814	174,944	199,636
UDCD	65,579	-1,255,692	-3,324,869	-3,439,586	-65,532	532,926	512,926	522,923	-47	722,766	2,811,943	2,916,663
BRES	-250,723	216,902	-946,615	2,199,768	0	-17,579	-189,200	-199,408	250,723	-199,323	1,135,815	-2,000,360
ERES	-638,096	425,866	743,797	-318,267	20,000	-33,549	-35,383	-235,383	618,096	-392,317	-708,414	553,650
MRDS	-955,866	909,310	-3,087,825	776,878	-210,954	-131,330	181,969	109,140	1,166,820	-777,980	2,905,856	-886,018
ORDS	-72,157	-74,794	-35,688	-621,506	3	877	2,677	-86,112	72,154	73,917	33,011	707,618
VFQS	-7,937	-4,102,603	-5,317,788	-25,633,143	0	-50,986	-1,056	550,946	7,937	4,153,589	5,318,844	25,082,197
QNNS	16,383	143,868	-133,985	215,713	0	0	-5,000	0	-16,383	-143,868	138,985	-215,713
GWCS	-711	423,001	1,603,140	3,206,483	0	40,000	42,938	42,994	711	-463,001	-1,646,078	-3,249,477
QGTS	461,436	-744,432	-1,798,625	-2,028,933	-10,000	-18,830	-77,470	-144,815	-451,436	763,262	1,876,095	2,173,748

Trading values by nationality for the last Session

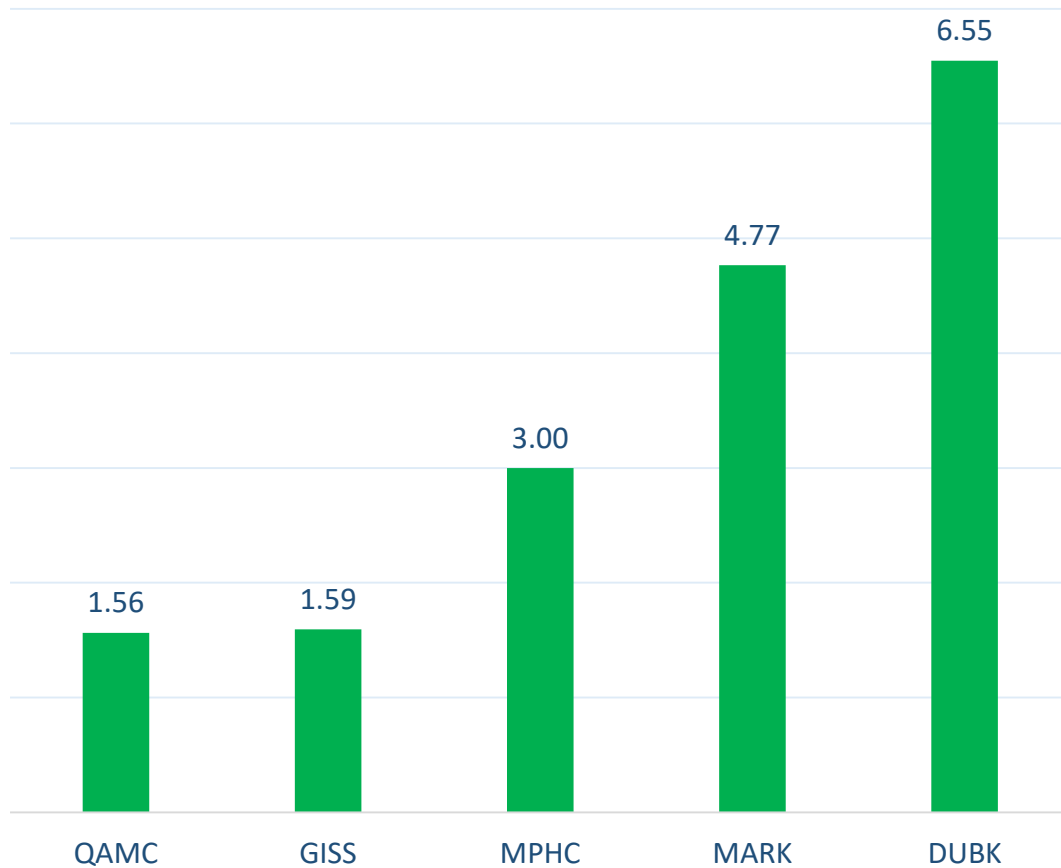
Nationality	Purchasing Value	Selling Value	Difference
Qataris	284.22	379.34	-95.12
GCC	44.23	15.19	29.04
Arab	67.39	85.72	-18.33
Foreigners	176.62	92.21	84.41
Total	572.46	572.46	0

In million QAR

Trading by nationality for the last Session

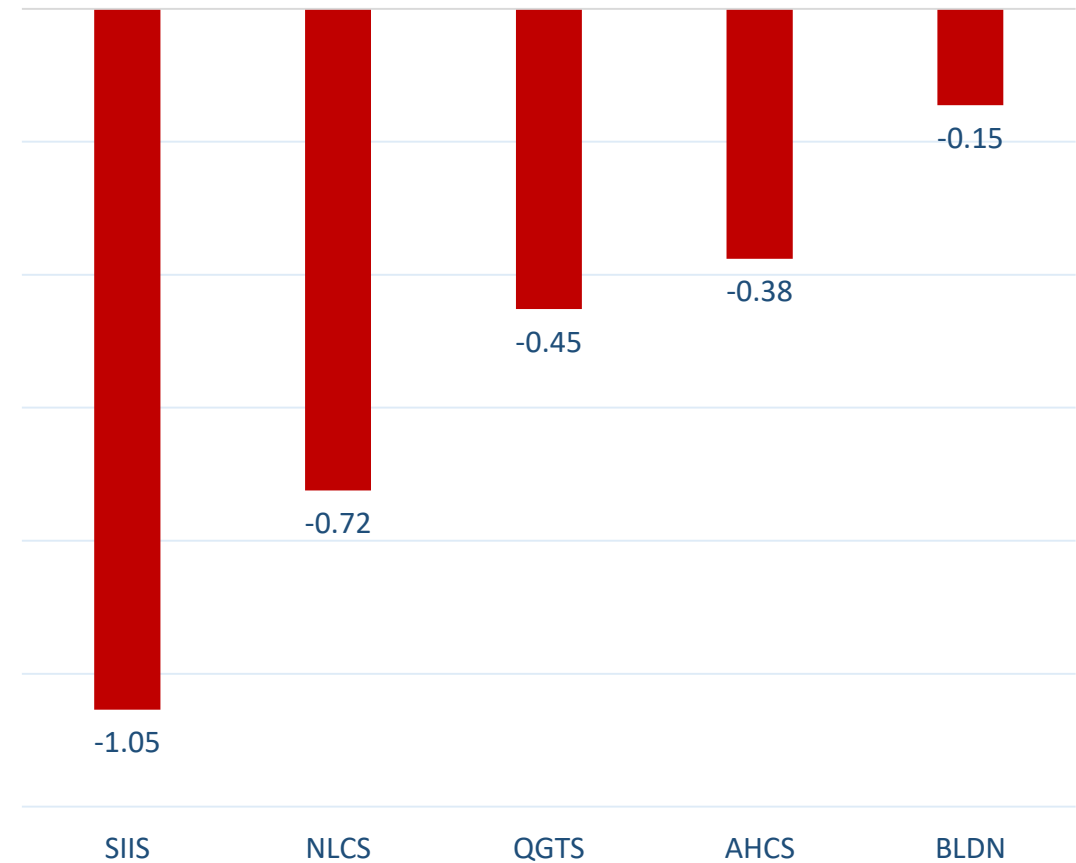
Nationality	Buy %	Sell %	Net
Qataris	49.65%	66.26%	-16.62%
GCC	7.73%	2.65%	5.07%
Arab	11.77%	14.98%	-3.20%
Foreigners	30.85%	16.11%	14.74%

Top 5 Companies bought (net) by **Foreigners** in the last session



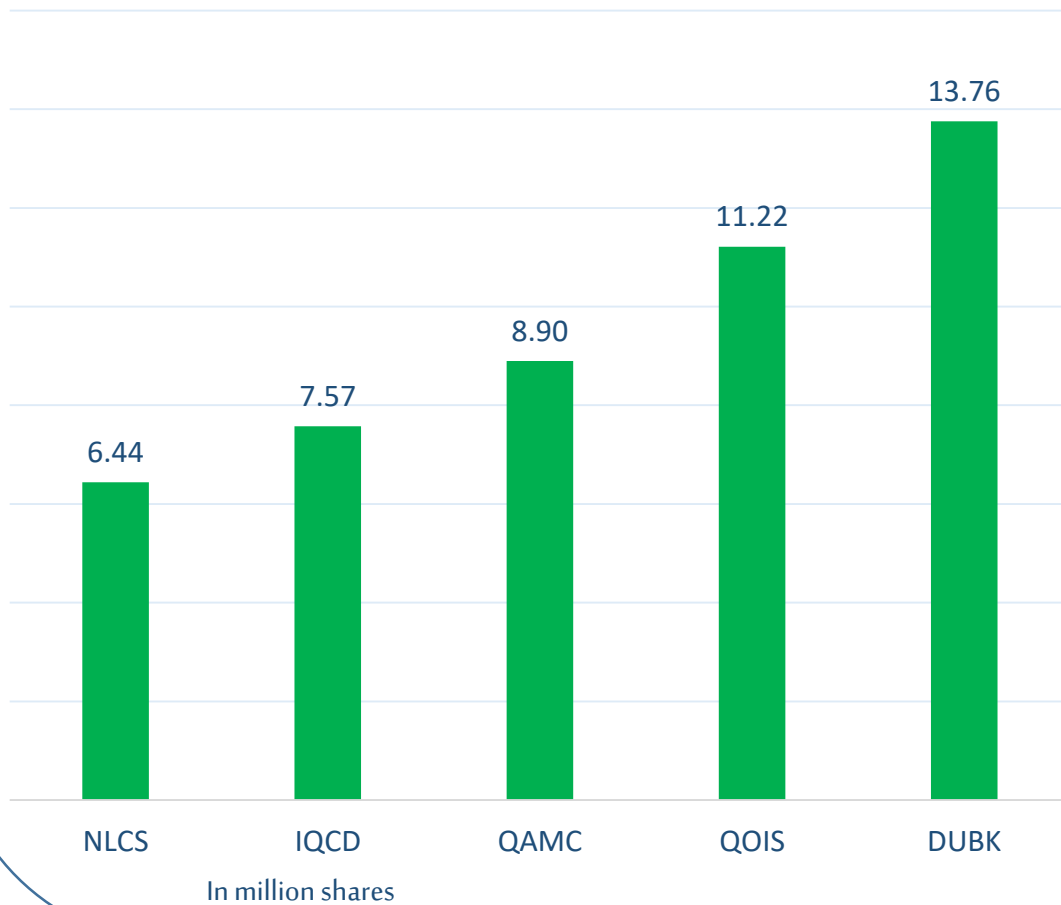
In million shares

Top 5 Companies sold (net) by **Foreigners** in the last session

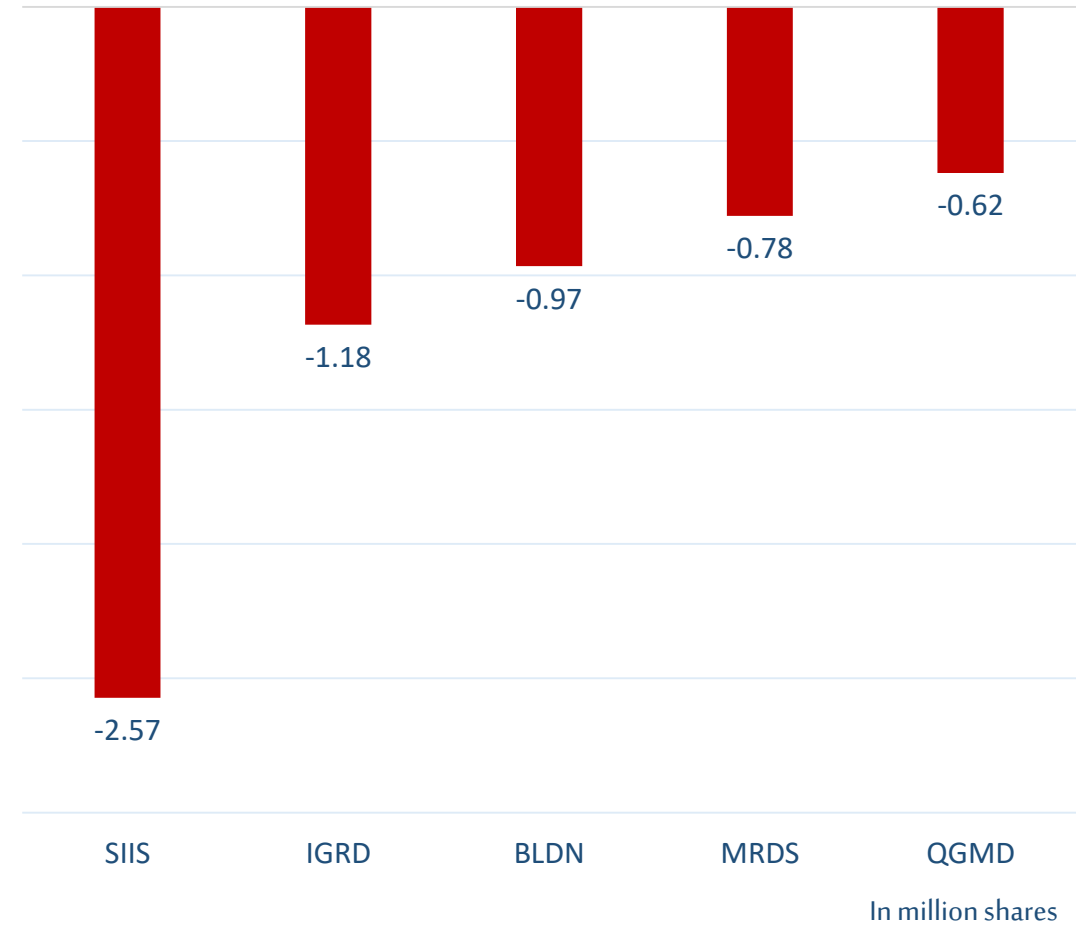


In million shares

Top 5 Companies bought (net) by **Foreigners** over the last week



Top 5 Companies sold (net) by **Foreigners** over the last week





The figures represent a change in the number of shares.

Daily Change: The net change between 1st of August and 31st of July trading sessions

Change for the last 5 sessions: The total daily net change for the last 5 sessions.

Change for the last 10 sessions: The total daily net change for the last 10 sessions.

Change for the last 20 sessions: The total daily net change for the last 20 sessions.

DISCLAIMER:

The information contained was obtained from various public sources believed to be reliable, but we do not guarantee its accuracy. Wasata Financial Securities makes no representations or warranties (express or implied) regarding the data and information provided and Wasata Financial Securities does not represent that the information content of this document is complete, or free from any error, not misleading, or fit for any particular purpose. This report document provides general information only. Neither the information nor any opinion expressed constitutes an offer or an invitation to make an offer, to buy or sell any securities or other investment products related to such securities or investments.

This report document contained is subject to change without prior notice. Wasata assumes no responsibility to update the information in this report document.



Prepared by Financial Advisory Department


وساطة
WASATA
للأوراق المالية
FINANCIAL SECURITIES

+974 44498880

ramzi.qasmieh@Wasata.qa