



Daily Report for Ownership Changes

13th of August 2023 Session

									13-Aug			
Company	Qatari				GCC				Foreigners			
	Daily Chg.	Last 5 Sessions Chg.	Last 10 Sessions Chg.	Last 20 Sessions Chg.	Daily Chg.	Last 5 Sessions Chg.	Last 10 Sessions Chg.	Last 20 Sessions Chg.	Daily Chg.	Last 5 Sessions Chg.	Last 10 Sessions Chg.	Last 20 Sessions Chg.
QNBK	90,377	1,306,677	-1,337,747	-602,316	0	-56,500	-83,174	-303,311	-90,377	-1,250,177	1,420,921	905,627
QIBK	-79,002	433,710	696,519	-6,475,149	-7,392	-10,378	25,015	601	86,394	-423,332	-721,534	6,474,548
CBQK	34,796	2,096,182	1,391,906	-10,668,425	0	34,062	0	-379,577	-34,796	-2,130,244	-1,391,906	11,048,002
DHBK	112,600	-813,620	-5,483,065	-4,333,922	-4,855	-140,319	-44,904	73,357	-107,745	953,939	5,527,969	4,260,565
ABQK	0	0	4,549	4,489	0	0	0	0	0	0	-4,549	-4,489
QIIK	-411,437	-319,169	-1,005,717	-1,679,486	0	0	0	200,000	411,437	319,169	1,005,717	1,479,486
MARK	479,027	3,501,037	-1,187,278	-1,234,566	-66,213	-228,803	-218,446	-333,591	-412,814	-3,272,234	1,405,724	1,568,157
DUBK	-121,290	-10,479,914	-22,838,303	-37,168,687	0	2,026	-774	-24,655	121,290	10,477,888	22,839,077	37,193,342
QFBO	415,548	-55,545	-1,809,663	624,733	-51,035	690,663	293,411	-117,605	-364,513	-635,118	1,516,252	-507,128
NLCS	-1,591,130	-1,394,287	1,370,629	-6,438,155	-17,734	25,656	141,927	-117,048	1,608,864	1,368,631	-1,512,556	6,555,203
DBIS	-12,533	4,260,067	4,211,807	2,956,307	3,813	-812,482	-804,807	-836,612	8,720	-3,447,585	-3,407,000	-2,119,695
QOIS	568,574	1,337,812	1,542,286	-70,756	0	-108,740	-201,987	-801,500	-568,574	-1,229,072	-1,340,299	872,256
IHGS	-86,534	-173,028	-246,035	-1,647,717	0	-15,000	-10,000	0	86,534	188,028	256,035	1,647,717
ZHCD	0	-358	8,971	-1,194	0	101	300	300	0	257	-9,271	894
QGMD	-665,437	-457,563	220,470	2,375,396	254,119	313,960	250,565	79,409	411,318	143,603	-471,035	-2,454,805
SIIS	646,546	-633,235	1,603,030	-2,935,600	-131,122	112,651	-383,030	436,180	-515,424	520,584	-1,220,000	2,499,420
BLDN	18,120	48,443	1,566,100	-3,823,854	0	15,000	146,176	133,869	-18,120	-63,443	-1,712,276	3,689,985
MCGS	4,954	169,109	141,399	353,196	0	0	4,860	6,860	-4,954	-169,109	-146,259	-360,056
QCFS	0	-20	16,575	16,575	0	0	0	0	0	20	-16,575	-16,575
QFLS	-27,150	437,727	319,140	599,622	0	-13,410	-82,135	-90,813	27,150	-424,317	-237,005	-508,809
WDAM	-208,087	-29,019	-845,171	-3,906,124	0	-23,813	-110,061	70,938	208,087	52,832	955,232	3,835,186
MCCS	-86,981	-239,622	-275,041	-685,409	0	-11,900	188,100	343,135	86,981	251,522	86,941	342,274
MERS	3,072	-25,995	-20,565	59,999	0	2,698	3,048	3,398	-3,072	23,297	17,517	-63,397
QIMD	37,000	84,175	32,072	1,387	0	0	44,600	44,600	-37,000	-84,175	-76,672	-45,987
QNCD	-8,400	179,102	-178,025	-228,788	0	0	0	0	8,400	-179,102	178,025	228,788

									13-Aug			
Company	Qatari				GCC				Foreigners			
	Daily Chg.	Last 5 Sessions Chg.	Last 10 Sessions Chg.	Last 20 Sessions Chg.	Daily Chg.	Last 5 Sessions Chg.	Last 10 Sessions Chg.	Last 20 Sessions Chg.	Daily Chg.	Last 5 Sessions Chg.	Last 10 Sessions Chg.	Last 20 Sessions Chg.
IQCD	-426,756	402,473	-2,701,246	-11,709,525	0	1,222	-198,776	-228,682	426,756	-403,695	2,900,022	11,938,207
QIGD	-131,349	-450,968	747,843	990,260	-20,727	5,300	352	-1,257,548	152,076	445,668	-748,195	267,288
QEWS	-6,602	24,327	84,232	-1,407,660	0	642	17,642	18,142	6,602	-24,969	-101,874	1,389,518
AHCS	1,066	-359,790	-14,046	-1,413,673	0	6,000	6,000	24,615	-1,066	353,790	8,046	1,389,058
GISS	-2,786,209	-2,646,167	-3,914,972	-5,073,836	-4,088	-72,447	-1,762	-167,739	2,790,297	2,718,614	3,916,734	5,241,575
MPHC	169,132	3,547,294	1,637,876	1,829,785	-146,580	-122,965	-106,712	-101,280	-22,552	-3,424,329	-1,531,164	-1,728,505
IGRD	-26,623	-1,114,467	-254,976	1,878,680	11,393	302,180	272,268	521,537	15,230	812,287	-17,292	-2,400,217
QAMC	3,376,443	791,686	927,861	-8,267,346	-59,662	-37,275	-403,048	-86,443	-3,316,781	-754,411	-524,813	8,353,789
QATI	463,651	559,172	566,402	1,522,852	-39,000	-39,500	-76,000	18,000	-424,651	-519,672	-490,402	-1,540,852
DOHI	0	-360,450	-419,407	-430,925	0	286,000	286,000	286,000	0	74,450	133,407	144,925
QGRI	4,851	-1,052,211	-1,052,782	-1,218,006	0	1,219,589	1,219,589	1,219,589	-4,851	-167,378	-166,807	-1,583
AKHI	-52,231	-38,364	-260,502	-167,378	-7,156	0	-46,202	-400	59,387	38,364	306,704	167,778
QISI	10,659	-11,546	-14,975	32,821	0	0	0	0	-10,659	11,546	14,975	-32,821
BEMA	-2,700	1,000	29,266	20,978	0	0	0	0	2,700	-1,000	-29,266	-20,978
QLMI	-28,086	-91,392	-206,495	-321,294	0	0	24,156	24,156	28,086	91,392	182,339	297,138
UDCD	-79,600	-856,028	-4,291,232	-4,466,284	0	610	1,056,881	1,030,878	79,600	855,418	3,234,351	3,435,406
BRES	250,255	1,338,158	2,014,655	2,568,395	0	5,863	20,863	-188,344	-250,255	-1,344,021	-2,035,518	-2,380,051
ERES	-900,552	-1,805,593	-833,004	1,225,882	0	306,754	360,502	305,119	900,552	1,498,839	472,502	-1,531,001
MRDS	-6,127,529	-11,303,945	-3,779,873	-9,876,758	-19,702	53,062	175,046	353,169	6,147,231	11,250,883	3,604,827	9,523,589
ORDS	3,370	168,244	446,112	595,996	0	0	-5,406	-3,614	-3,370	-168,244	-440,706	-592,382
VFQS	-1,069,461	-983,280	-2,466,213	-9,389,383	0	99,943	179,967	739,159	1,069,461	883,337	2,286,246	8,650,224
QNNS	46,252	-168,504	-103,769	-238,878	0	0	0	-5,000	-46,252	168,504	103,769	243,878
GWCS	-130,761	120,524	146,300	1,868,947	0	0	9,147	42,938	130,761	-120,524	-155,447	-1,911,885
QGTS	1,289,131	5,744,933	10,220,590	8,053,741	8,000	226,732	508,362	377,962	-1,297,131	-5,971,665	-10,728,952	-8,431,703

Trading values by nationality for the last Session

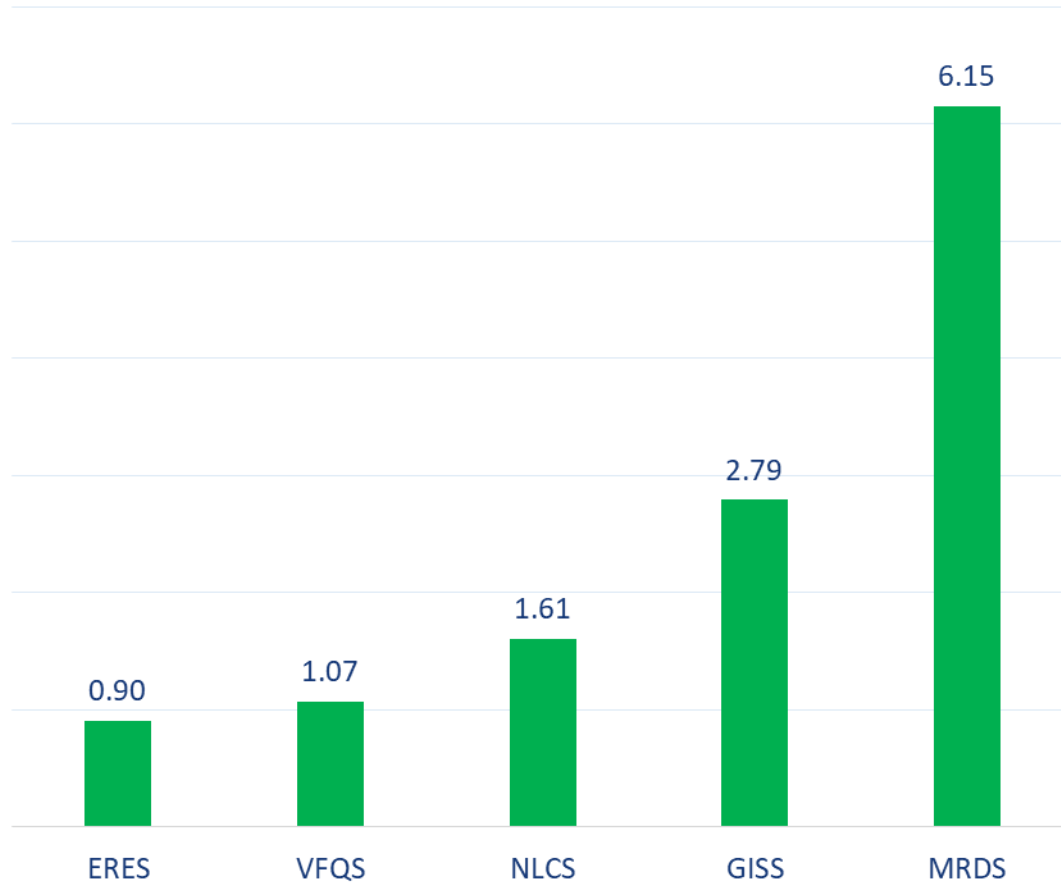
Nationality	Purchasing Value	Selling Value	Difference
Qataris	220.10	234.64	-14.54
GCC	22.17	2.85	19.32
Arab	58.21	54.66	3.55
Foreigners	34.14	42.48	-8.34
Total	334.63	334.63	0

In million QAR

Trading by nationality for the last Session

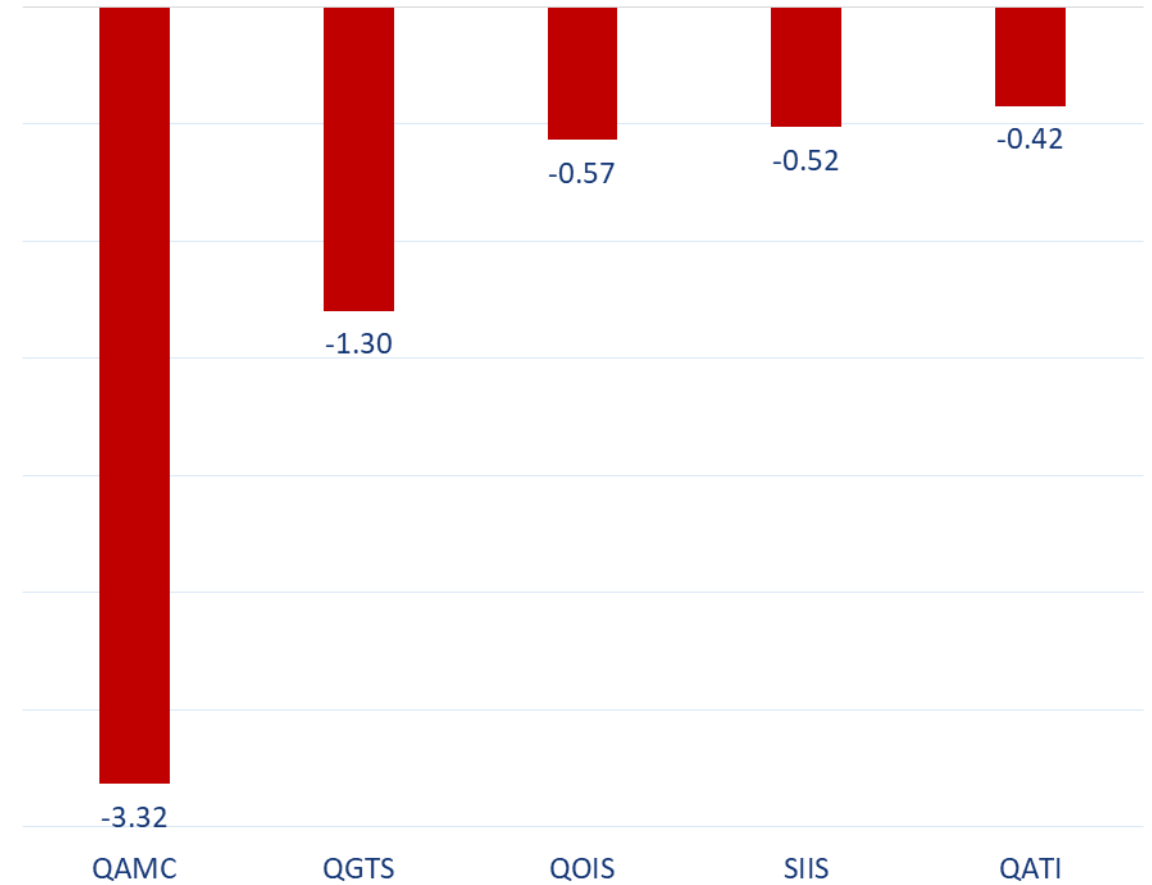
Nationality	Buy %	Sell %	Net
Qataris	65.78%	70.12%	-4.3%
GCC	6.63%	0.85%	5.77%
Arab	17.40%	16.34%	1.06%
Foreigners	10.20%	12.69%	-2.5%

Top 5 Companies bought (net) by **Foreigners** in the last session



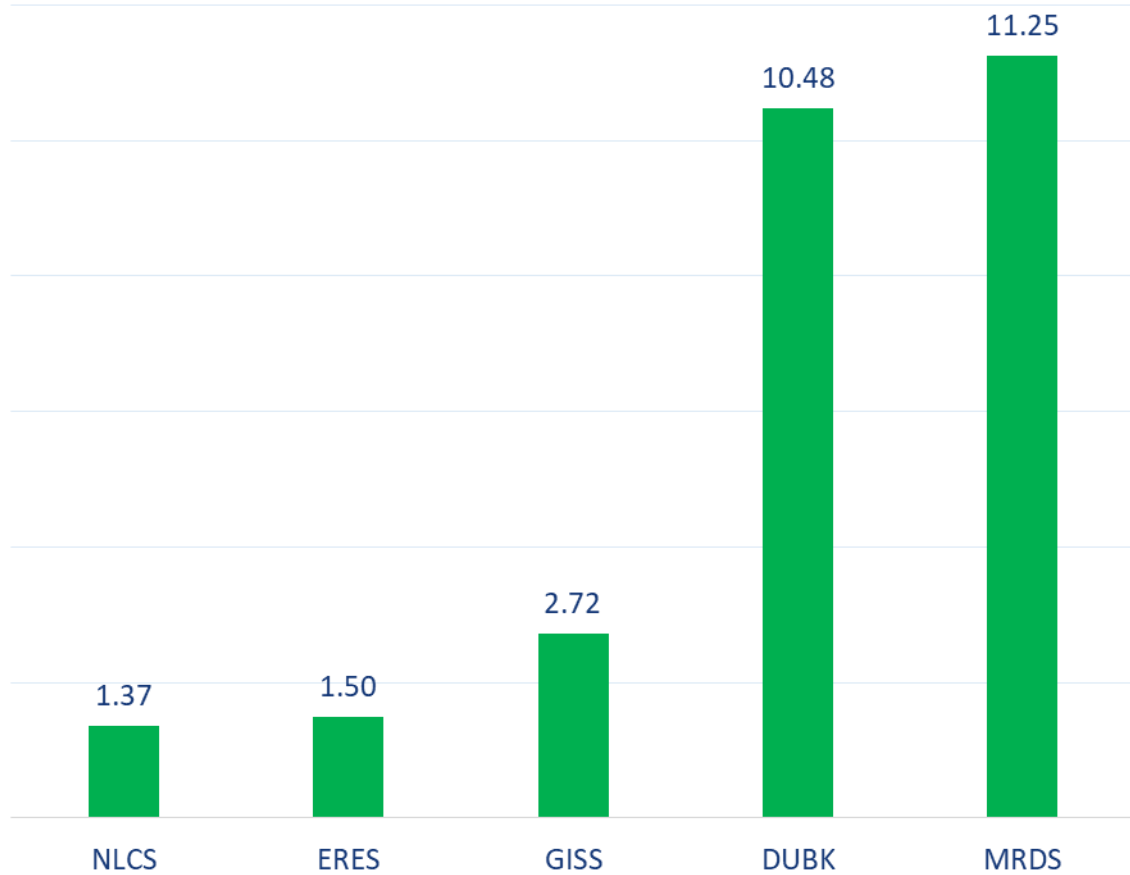
In million shares

Top 5 Companies sold (net) by **Foreigners** in the last session



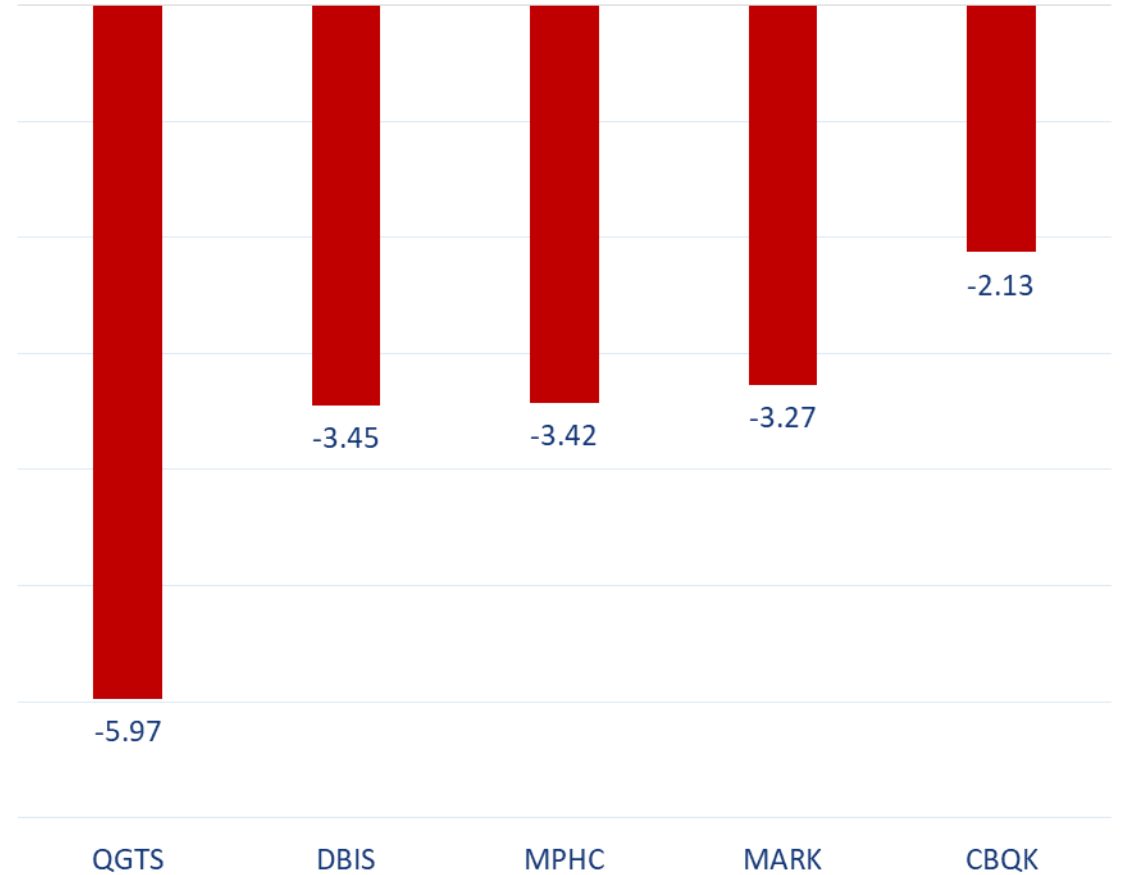
In million shares

Top 5 Companies bought (net) by **Foreigners** over the last week



In million shares

Top 5 Companies sold (net) by **Foreigners** over the last week



In million shares



The figures represent a change in the number of shares.

Daily Change: The net change between 13th and 10th of August trading sessions

Change for the last 5 sessions: The total daily net change for the last 5 sessions.

Change for the last 10 sessions: The total daily net change for the last 10 sessions.

Change for the last 20 sessions: The total daily net change for the last 20 sessions.

DISCLAIMER:

The information contained was obtained from various public sources believed to be reliable, but we do not guarantee its accuracy. Wasata Financial Securities makes no representations or warranties (express or implied) regarding the data and information provided and Wasata Financial Securities does not represent that the information content of this document is complete, or free from any error, not misleading, or fit for any particular purpose. This report document provides general information only. Neither the information nor any opinion expressed constitutes an offer or an invitation to make an offer, to buy or sell any securities or other investment products related to such securities or investments.

This report document contained is subject to change without prior notice. Wasata assumes no responsibility to update the information in this report document.



Prepared by Financial Advisory Department


وساطة
WASATA
للأوراق المالية
FINANCIAL SECURITIES

+974 44498880

ramzi.qasmieh@Wasata.qa