



Daily Report for Ownership Changes

14th of August 2023 Session

									14-Aug			
Company	Qatari				GCC				Foreigners			
	Daily Chg.	Last 5 Sessions Chg.	Last 10 Sessions Chg.	Last 20 Sessions Chg.	Daily Chg.	Last 5 Sessions Chg.	Last 10 Sessions Chg.	Last 20 Sessions Chg.	Daily Chg.	Last 5 Sessions Chg.	Last 10 Sessions Chg.	Last 20 Sessions Chg.
QNBK	-34,120	1,115,617	84,746	-729,176	1,000	-55,500	-46,642	-338,488	33,120	-1,060,117	-38,104	1,067,664
QIBK	49,686	225,280	1,195,666	-4,111,554	0	-10,378	46,111	601	-49,686	-214,902	-1,241,777	4,110,953
CBQK	169,439	1,512,081	2,226,237	-10,144,581	15,352	49,414	15,352	-364,225	-184,791	-1,561,495	-2,241,589	10,508,806
DHBK	-41,984	-840,699	-4,846,008	-4,540,488	122,706	82,387	112,553	377,063	-80,722	758,312	4,733,455	4,163,425
ABQK	0	0	4,549	4,489	0	0	0	0	0	0	-4,549	-4,489
QITK	-3,693	-302,436	-477,595	-1,409,207	0	0	0	200,000	3,693	302,436	477,595	1,209,207
MARK	2,550,502	5,672,399	2,484,737	1,350,689	5,720	-211,543	-275,712	-324,766	-2,556,222	-5,460,856	-2,209,025	-1,025,923
DUBK	-3,410,156	-11,791,487	-23,710,451	-37,194,430	0	2,026	-774	-24,212	3,410,156	11,789,461	23,711,225	37,218,642
QFBQ	48,940	-487,975	-1,552,732	1,216,679	0	346,478	293,411	-117,605	-48,940	141,497	1,259,321	-1,099,074
NLCS	295,488	-36,725	1,392,064	-5,974,683	2,450	69,006	135,588	-114,598	-297,938	-32,281	-1,527,652	6,089,281
DBIS	198,263	4,025,499	4,576,811	3,167,100	0	-812,482	-812,482	-836,612	-198,263	-3,213,017	-3,764,329	-2,330,488
QOIS	-232,644	597,561	2,067,262	-2,533,593	0	-8,740	-364,988	-801,500	232,644	-588,821	-1,702,274	3,335,093
IHGS	23,909	-155,821	-201,019	-1,655,049	0	0	-15,000	0	-23,909	155,821	216,019	1,655,049
ZHCD	-75	-396	14,586	-1,269	0	101	-4,700	300	75	295	-9,886	969
QGMG	517,271	-174,102	923,420	4,132,499	-229,460	62,571	21,105	-198,724	-287,811	111,531	-944,525	-3,933,775
SIIS	890,444	251,420	559,797	-2,101,783	-70,806	-155,342	288,737	349,985	-819,638	-96,078	-848,534	1,751,798
BLDN	-56,839	94,187	1,288,966	-3,944,261	0	15,000	80,153	133,869	56,839	-109,187	-1,369,119	3,810,392
MCGS	4,011	177,664	171,138	355,903	0	0	-140	6,860	-4,011	-177,664	-170,998	-362,763
QCFS	-11,160	-11,180	5,415	5,415	0	0	0	0	11,160	11,180	-5,415	-5,415
QFLS	68,424	307,602	497,760	696,944	0	-10,910	-82,135	-90,813	-68,424	-296,692	-415,625	-606,131
WDAM	136,805	507,338	-690,164	-3,387,782	-88,112	-101,902	-130,760	-37,460	-48,693	-405,436	820,924	3,425,242
MCCS	80,740	-160,390	-17,061	-575,296	0	-11,900	-11,900	343,135	-80,740	172,290	28,961	232,161
MERS	-34,047	-57,357	-68,831	30,032	660	3,358	3,708	4,058	33,387	53,999	65,123	-34,090
QIMD	700	54,874	-30,828	2,087	0	0	44,600	44,600	-700	-54,874	-13,772	-46,687
QNCD	11,425	-30,123	-170,783	-221,828	0	0	0	0	-11,425	30,123	170,783	221,828

									14-Aug			
Company	Qatari				GCC				Foreigners			
	Daily Chg.	Last 5 Sessions Chg.	Last 10 Sessions Chg.	Last 20 Sessions Chg.	Daily Chg.	Last 5 Sessions Chg.	Last 10 Sessions Chg.	Last 20 Sessions Chg.	Daily Chg.	Last 5 Sessions Chg.	Last 10 Sessions Chg.	Last 20 Sessions Chg.
IOCD	239,779	-94,226	-3,023,822	-11,711,759	-1,815	-593	-100,591	-230,437	-237,964	94,819	3,124,413	11,942,196
QIGD	-95,826	-551,336	621,808	930,627	0	2,800	300	-1,257,548	95,826	548,536	-622,108	326,921
QEWS	64,446	83,594	152,116	-1,233,355	0	642	17,642	18,142	-64,446	-84,236	-169,758	1,215,213
AHCS	-235,138	-488,814	-250,087	-1,661,412	8,500	14,500	14,500	33,115	226,638	474,314	235,587	1,628,297
GISS	562,458	-2,757,009	-3,207,084	-3,409,063	141,754	74,331	141,992	-25,985	-704,212	2,682,678	3,065,092	3,435,048
MPHC	678,706	4,146,552	2,247,137	2,947,409	-60,000	-245,445	-166,712	-161,280	-618,706	-3,901,107	-2,080,425	-2,786,129
IGRD	-8,047	-872,886	-1,411,868	1,805,029	4,201	306,381	276,469	525,738	3,846	566,505	1,135,399	-2,330,767
QAMC	-1,789,693	-993,369	-1,600,644	-8,216,166	-124,876	-44,451	-395,337	-112,096	1,914,569	1,037,820	1,995,981	8,328,262
QATI	620,960	1,126,905	1,320,497	2,195,216	37,000	-2,500	6,000	28,200	-657,960	-1,124,405	-1,326,497	-2,223,416
DOHI	-399,330	-473,980	-742,446	-830,255	0	0	286,000	286,000	399,330	473,980	456,446	544,255
QGRI	-1,224	-998,575	-1,054,006	-1,223,359	-5,000	1,170,153	1,214,589	1,214,589	6,224	-171,578	-160,583	8,770
AKHI	-307,044	-320,517	-708,656	-445,541	87,633	87,633	87,233	87,233	219,411	232,884	621,423	358,308
QIST	25,157	12,811	11,182	57,978	0	0	0	0	-25,157	-12,811	-11,182	-57,978
BEMA	-7,625	-7,625	21,641	13,353	0	0	0	0	7,625	7,625	-21,641	-13,353
QLMI	-3,894	-43,831	-200,389	-325,188	0	0	24,156	24,156	3,894	43,831	176,233	301,032
UDCD	-197,766	-889,316	-2,075,616	-5,098,465	0	0	468,423	1,030,878	197,766	889,316	1,607,193	4,067,587
BRES	-81,338	1,213,127	1,179,313	551,813	-30,000	-24,387	-24,137	-218,344	111,338	-1,188,740	-1,155,176	-333,469
ERES	236,940	-1,397,736	-1,136,139	-726,818	-130,905	175,849	229,597	174,214	-106,035	1,221,887	906,542	552,604
MRDS	199,461	-9,876,543	-7,676,715	-11,070,349	-148,500	-168,864	-20,279	355,259	-50,961	10,045,407	7,696,994	10,715,090
ORDS	22,120	-102,889	554,145	619,672	0	0	-6,280	-3,614	-22,120	102,889	-547,865	-616,058
VFQS	-17,076	-1,295,146	-1,575,237	-8,406,439	0	75,793	128,453	744,459	17,076	1,219,353	1,446,784	7,661,980
QNNS	-14,406	-169,927	-97,167	-243,182	0	0	0	-5,000	14,406	169,927	97,167	248,182
GWCS	-96,284	37,657	-193,634	1,588,525	-288	-288	-288	42,650	96,572	-37,369	193,922	-1,631,175
QGTS	780,995	6,197,354	11,193,614	8,897,609	57,957	295,189	567,419	485,659	-838,952	-6,492,543	-11,761,033	-9,383,268

Trading values by nationality for the last Session

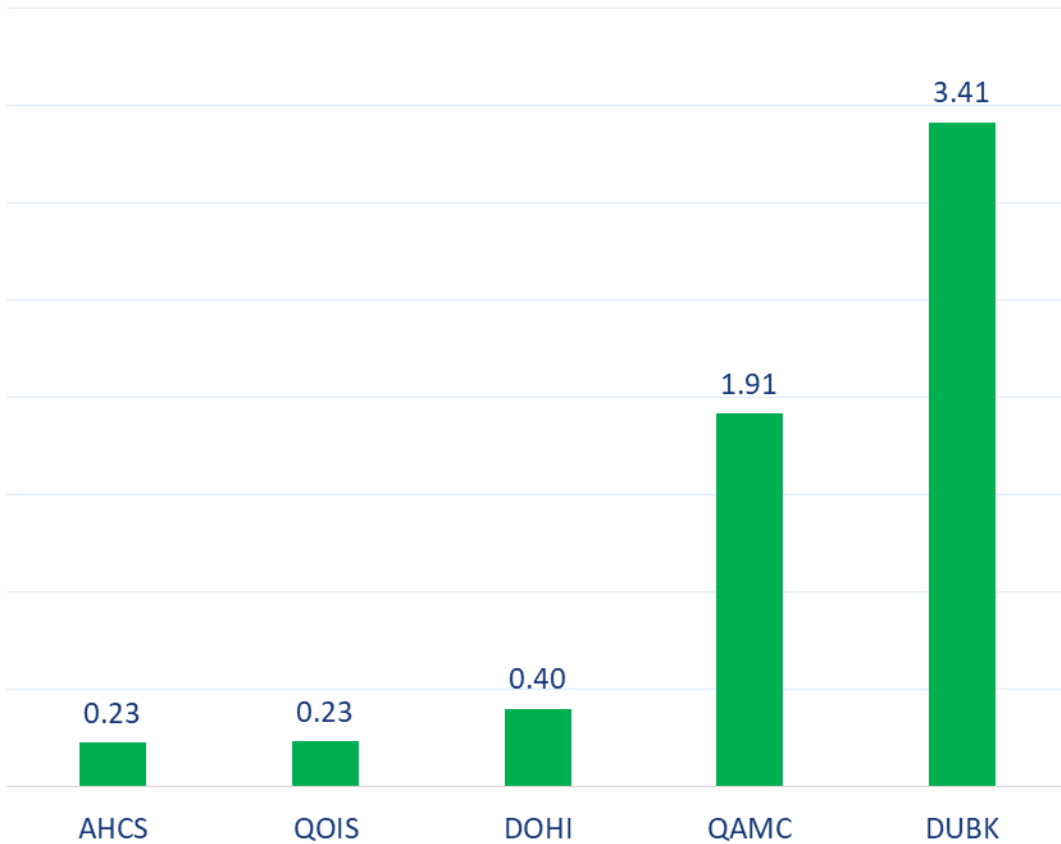
Nationality	Purchasing Value	Selling Value	Difference
Qataris	232.21	228.50	3.71
GCC	14.00	7.70	6.30
Arab	55.04	53.95	1.09
Foreigners	83.90	94.99	-11.09
Total	385.14	385.14	0

In million QAR

Trading by nationality for the last Session

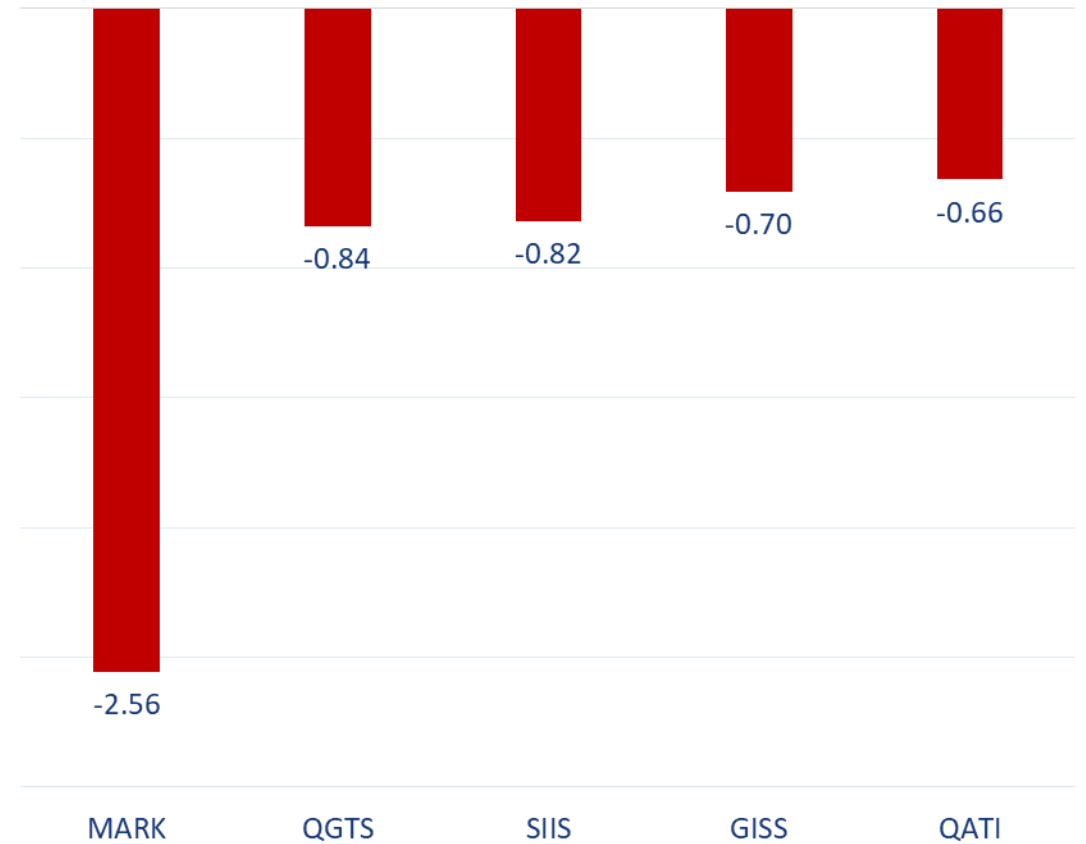
Nationality	Buy %	Sell %	Net
Qataris	60.29%	59.33%	1.0%
GCC	3.64%	2.00%	1.64%
Arab	14.29%	14.01%	0.28%
Foreigners	21.79%	24.66%	-2.9%

Top 5 Companies bought (net) by **Foreigners** in the last session



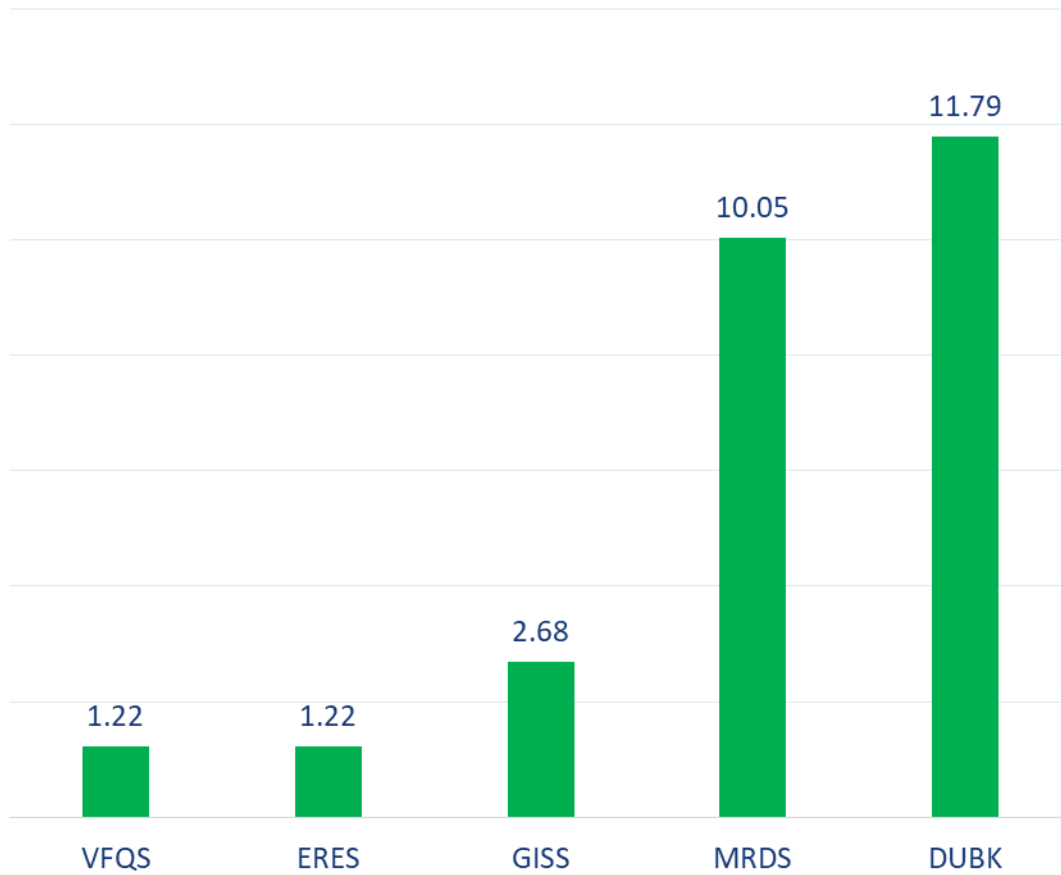
In million shares

Top 5 Companies sold (net) by **Foreigners** in the last session



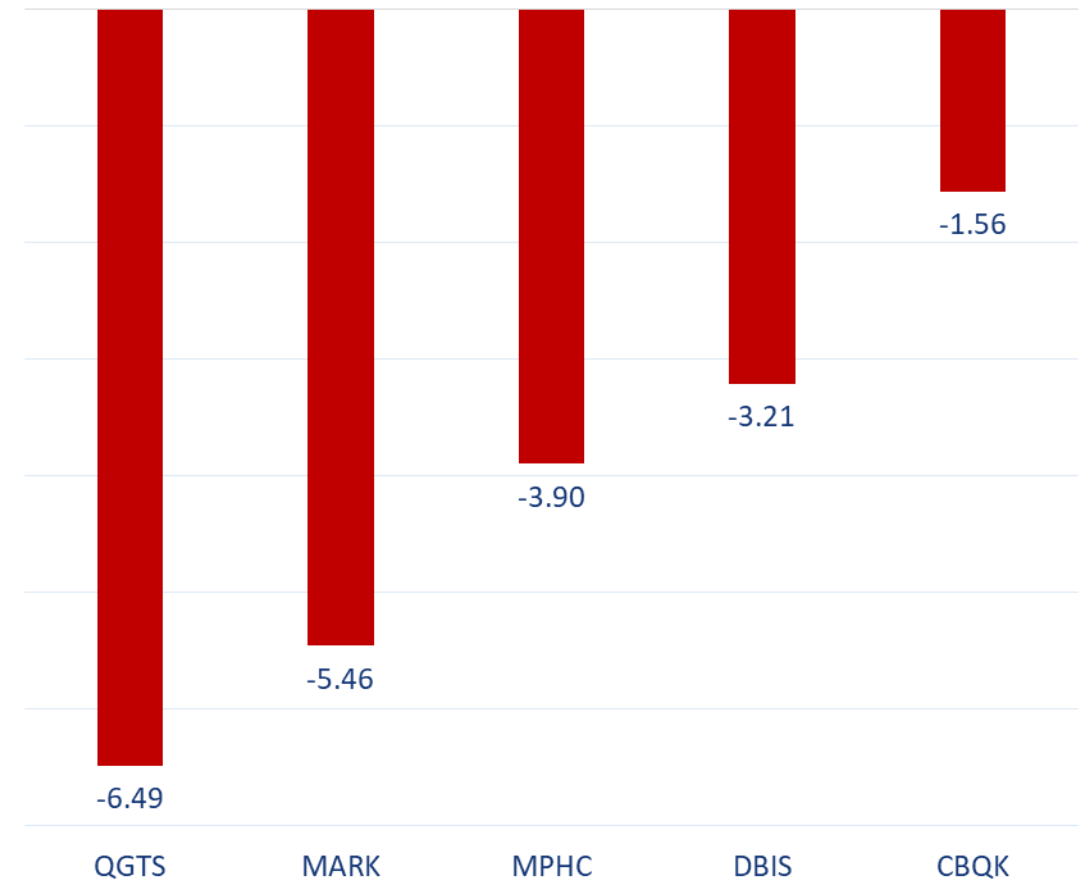
In million shares

Top 5 Companies bought (net) by **Foreigners** over the last week



In million shares

Top 5 Companies sold (net) by **Foreigners** over the last week



In million shares



The figures represent a change in the number of shares.

Daily Change: The net change between 14th and 13th of August trading sessions

Change for the last 5 sessions: The total daily net change for the last 5 sessions.


Change for the last 10 sessions: The total daily net change for the last 10 sessions.

Change for the last 20 sessions: The total daily net change for the last 20 sessions.

DISCLAIMER:

The information contained was obtained from various public sources believed to be reliable, but we do not guarantee its accuracy. Wasata Financial Securities makes no representations or warranties (express or implied) regarding the data and information provided and Wasata Financial Securities does not represent that the information content of this document is complete, or free from any error, not misleading, or fit for any particular purpose. This report document provides general information only. Neither the information nor any opinion expressed constitutes an offer or an invitation to make an offer, to buy or sell any securities or other investment products related to such securities or investments.

This report document contained is subject to change without prior notice. Wasata assumes no responsibility to update the information in this report document.



Prepared by Financial Advisory Department


للأوراق المالية
FINANCIAL SECURITIES

+974 44498880

ramzi.qasmieh@Wasata.qa