



## Daily Report for Ownership Changes

16<sup>th</sup> of August 2023 Session

									16-Aug			
Company	Qatari				GCC				Foreigners			
	Daily Chg.	Last 5 Sessions Chg.	Last 10 Sessions Chg.	Last 20 Sessions Chg.	Daily Chg.	Last 5 Sessions Chg.	Last 10 Sessions Chg.	Last 20 Sessions Chg.	Daily Chg.	Last 5 Sessions Chg.	Last 10 Sessions Chg.	Last 20 Sessions Chg.
QNBK	312,675	526,027	1,187,023	-692,193	67,169	68,669	-16,578	-72,719	-379,844	-594,696	-1,170,445	764,912
QIBK	-22,141	60,121	1,193,336	-1,724,592	0	0	45,940	15,437	22,141	-60,121	-1,239,276	1,709,155
CBQK	106,299	884,068	2,619,085	-10,000,002	-24,124	-19,648	15,352	-569,536	-82,175	-864,420	-2,634,437	10,569,538
DHBK	-391,772	-1,550,624	-3,647,874	-4,991,213	975	187,477	193,538	382,092	390,797	1,363,147	3,454,336	4,609,121
ABQK	0	0	0	4,489	0	0	0	0	0	0	0	-4,489
QIIK	-28,721	-442,228	-149,067	-1,333,762	0	0	0	200,000	28,721	442,228	149,067	1,133,762
MARK	-389,240	6,131,069	10,203,903	1,891,617	-11,280	-167,675	-331,684	-382,183	400,520	-5,963,394	-9,872,219	-1,509,434
DUBK	-3,401,149	-13,054,637	-22,255,214	-40,352,583	0	2,026	2,026	-1,163	3,401,149	13,052,611	22,253,188	40,353,746
QFBO	227,764	1,315,507	435,666	480,877	-200,000	-1,051,361	-755,631	-704,915	-27,764	-264,146	319,965	224,038
NLCS	788,087	1,317,401	2,347,986	-2,564,594	-4,500	-13,769	10,781	1,562	-783,587	-1,303,632	-2,358,767	2,563,032
DBIS	-1,689,405	-1,628,287	2,669,197	1,487,594	-25,769	-796,202	-767,482	-741,612	1,715,174	2,424,489	-1,901,715	-745,982
QOIS	-106,867	1,624,284	1,586,083	-4,405,991	87,750	79,010	-1,250	-111,570	19,117	-1,703,294	-1,584,833	4,517,561
IHGS	-90,835	-148,868	-351,790	-1,836,310	0	0	-15,000	0	90,835	148,868	366,790	1,836,310
ZHCD	0	-8,423	-8,781	-9,617	0	0	300	300	0	8,423	8,481	9,317
QGMD	-93,748	-781,214	572,610	4,188,795	39,731	93,841	115,918	-114,601	54,017	687,373	-688,528	-4,074,194
SIIS	254,172	1,161,558	1,464,726	-2,128,478	-138,349	-240,850	-98,081	183,776	-115,823	-920,708	-1,366,645	1,944,702
BLDN	-291,239	-415,803	-536,038	-4,810,826	0	84,068	77,433	134,456	291,239	331,735	458,605	4,676,370
MCGS	16,752	70,468	197,724	382,074	0	0	-140	6,860	-16,752	-70,468	-197,584	-388,934
QCFS	0	-7,660	8,915	8,915	0	0	0	0	0	7,660	-8,915	-8,915
QFLS	-192,351	-72,455	514,394	543,220	0	0	-13,322	-90,813	192,351	72,455	-501,072	-452,407
WDAM	33,341	-36,722	86,935	-2,619,654	0	-155,785	-112,398	19,424	-33,341	192,507	25,463	2,600,230
MCCS	-12,963	-413,909	-532,727	-1,053,944	0	-11,900	-11,900	343,135	12,963	425,809	544,627	710,809
MERS	-29,708	-68,798	-94,050	-2,830	0	3,358	3,408	4,058	29,708	65,440	90,642	-1,228
QIMD	-500	59,977	139,138	21,126	0	0	0	44,600	500	-59,977	-139,138	-65,726
QNCD	-24,378	-15,631	162,841	-257,835	0	0	0	0	24,378	15,631	-162,841	257,835

									16-Aug			
Company	Qatari				GCC				Foreigners			
	Daily Chg.	Last 5 Sessions Chg.	Last 10 Sessions Chg.	Last 20 Sessions Chg.	Daily Chg.	Last 5 Sessions Chg.	Last 10 Sessions Chg.	Last 20 Sessions Chg.	Daily Chg.	Last 5 Sessions Chg.	Last 10 Sessions Chg.	Last 20 Sessions Chg.
IQCD	326,341	255,385	-130,407	-9,905,678	700	-1,115	107	-229,685	-327,041	-254,270	130,300	10,135,363
QIGD	10,638	-137,782	622,927	80,250	0	-28,727	-4,700	-33,068	-10,638	166,509	-618,227	-47,182
QEWS	-75,306	-5,589	120,296	-866,623	0	642	17,642	18,142	75,306	4,947	-137,938	848,481
AHCS	-71,803	-507,332	-362,716	-1,423,787	0	14,500	14,500	23,844	71,803	492,832	348,216	1,399,943
GISS	-3,002,959	-6,093,928	-1,224,389	-6,241,371	-105,947	-58,479	-146,258	-156,479	3,108,906	6,152,407	1,370,647	6,397,850
MPHC	23,626	1,127,520	4,987,088	2,741,321	0	-228,945	-136,100	-140,590	-23,626	-898,575	-4,850,988	-2,600,731
IGRD	1,364,867	-192,032	-1,166,848	1,894,734	0	-40,395	261,800	461,474	-1,364,867	232,427	905,048	-2,356,208
QAMC	1,156,674	-2,907,621	-4,384,492	-13,277,880	71,234	-92,081	216,516	-58,899	-1,227,908	2,999,702	4,167,976	13,336,779
QATI	696	1,392,634	1,554,713	2,429,528	-50,000	-54,091	-58,000	-29,552	49,304	-1,338,543	-1,496,713	-2,399,976
DOHI	-331,178	-730,071	-1,134,286	-1,222,265	130,000	130,000	416,000	416,000	201,178	600,071	718,286	806,265
QGRI	-15,251	-1,015,726	-1,081,257	-1,249,503	15,251	1,185,404	1,229,840	1,229,840	0	-169,678	-148,583	19,663
AKHI	440,441	-34,771	-291,620	19,989	-107,934	-26,704	-19,548	-19,948	-332,507	61,475	311,168	-41
QISI	-6	39,637	15,084	47,661	0	0	0	0	6	-39,637	-15,084	-47,661
BEMA	0	-10,325	21,691	12,918	0	0	0	0	0	10,325	-21,691	-12,918
QLMI	-13,728	-53,674	-145,573	-284,779	0	-4,824	19,332	19,332	13,728	58,498	126,241	265,447
UDCD	-400,189	-1,275,693	-2,400,992	-6,104,754	0	0	50,610	1,056,881	400,189	1,275,693	2,350,382	5,047,873
BRES	12,039	356,074	2,365,157	-331,983	0	-26,137	-24,137	-213,337	-12,039	-329,937	-2,341,020	545,320
ERES	424,006	-1,407,276	-1,888,291	258,084	2,375	-129,530	180,005	176,589	-426,381	1,536,806	1,708,286	-434,673
MRDS	1,977,038	-6,218,590	-6,229,078	-1,581,929	393,554	161,544	347,128	227,142	-2,370,592	6,057,046	5,881,950	1,354,787
ORDS	85,637	-101,841	556,235	639,582	0	0	-6,280	-5,406	-85,637	101,841	-549,955	-634,176
VFQS	-551,792	-1,486,783	-2,041,203	-7,196,850	0	14,304	116,169	90,201	551,792	1,472,479	1,925,034	7,106,649
QNNS	-60,327	178,034	-160,162	-280,555	0	0	0	-5,000	60,327	-178,034	160,162	285,555
GWCS	3,759	-440,775	-227,472	1,411,184	0	-288	-288	42,650	-3,759	441,063	227,760	-1,453,834
QGTS	-24,468	3,208,697	10,415,747	8,871,637	0	53,043	553,579	510,429	24,468	-3,261,740	-10,969,326	-9,382,066

## Trading values by nationality for the last Session

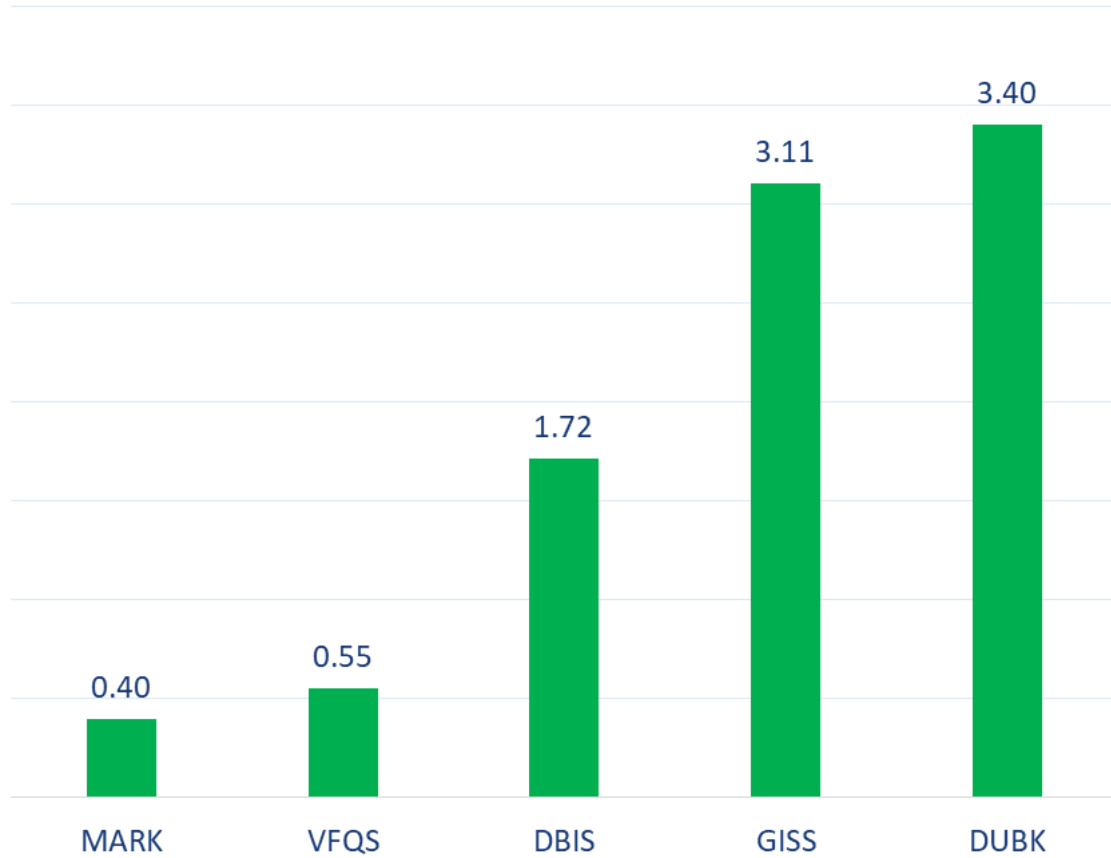
Nationality	Purchasing Value	Selling Value	Difference
Qataris	224.83	241.47	-16.64
GCC	14.83	12.76	2.07
Arab	48.02	51.09	-3.06
Foreigners	125.16	107.53	17.63
Total	412.85	412.85	0

In million QAR

## Trading by nationality for the last Session

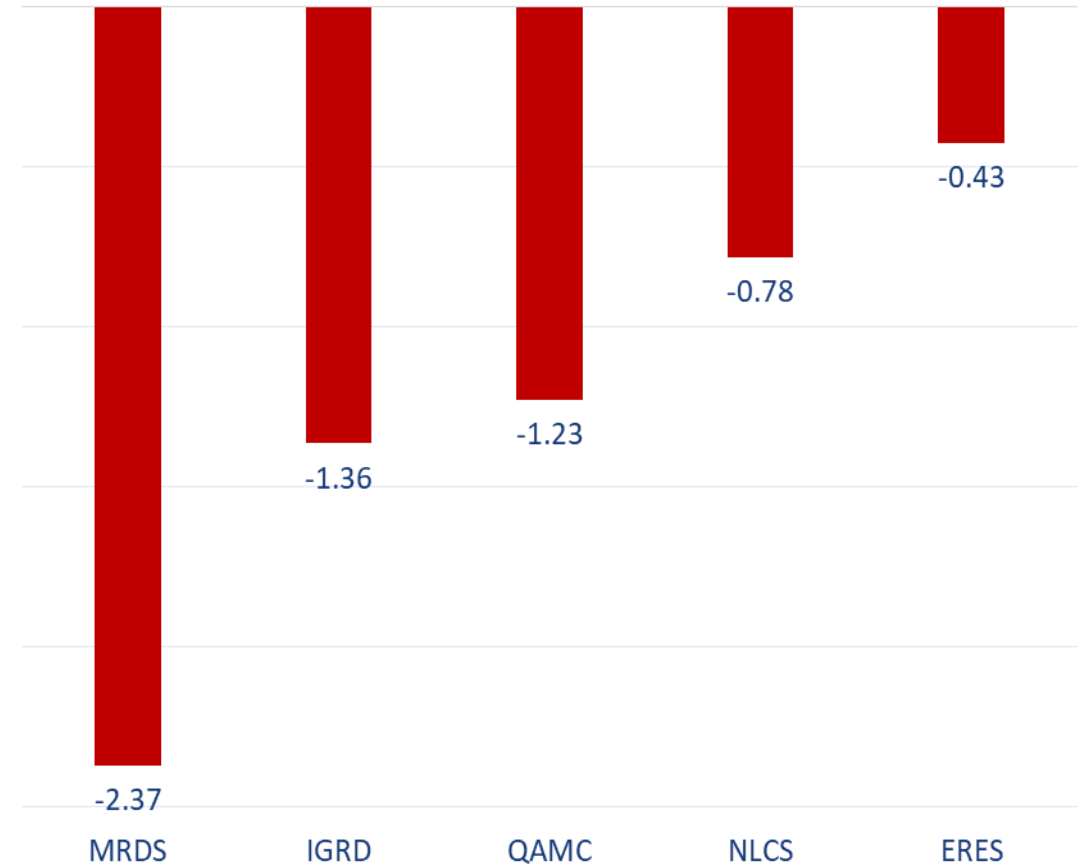
Nationality	Buy %	Sell %	Net
Qataris	54.46%	58.49%	-4.0%
GCC	3.59%	3.09%	0.50%
Arab	11.63%	12.37%	-0.74%
Foreigners	30.32%	26.05%	4.3%

Top 5 Companies bought (net) by **Foreigners** in the last session



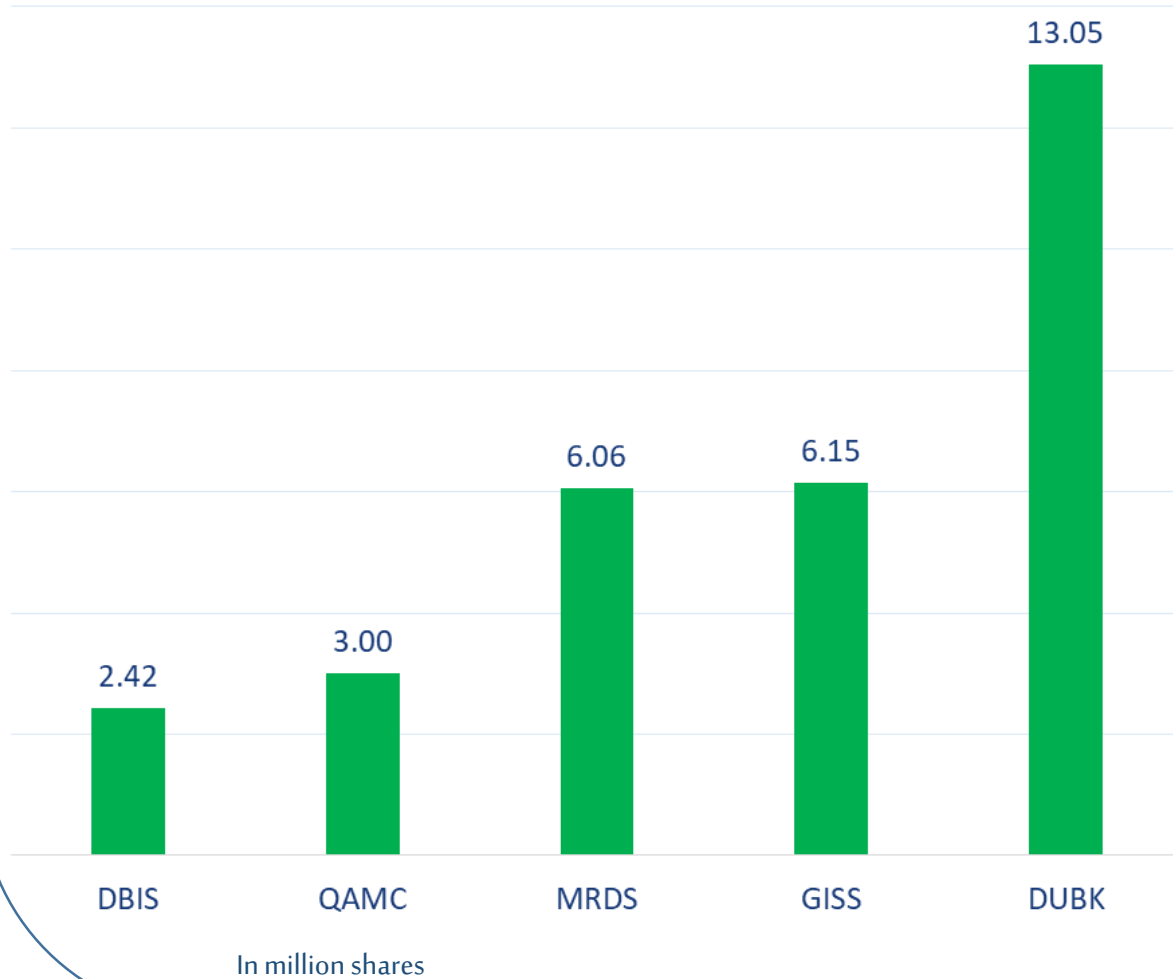
In million shares

Top 5 Companies sold (net) by **Foreigners** in the last session

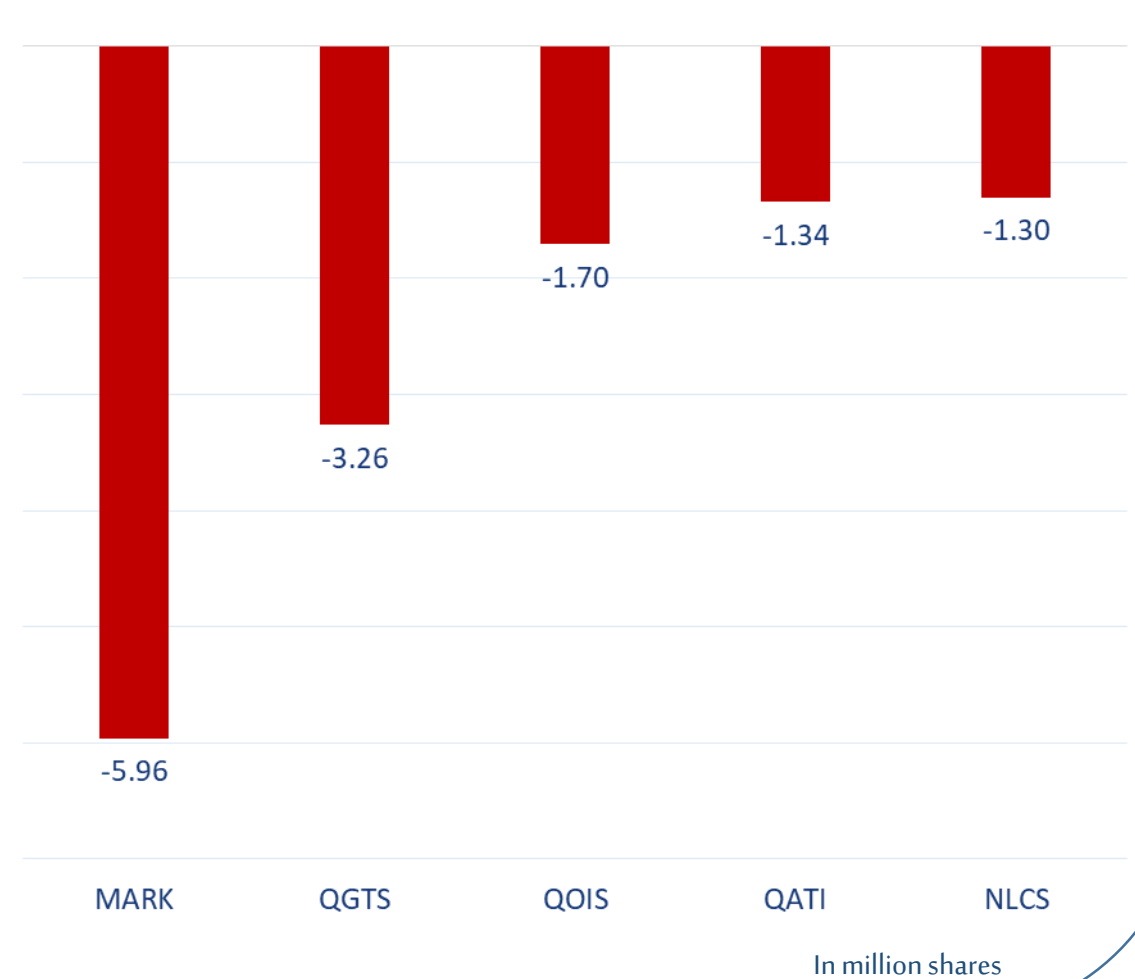


In million shares

Top 5 Companies bought (net) by **Foreigners** over the last week



Top 5 Companies sold (net) by **Foreigners** over the last week





The figures represent a change in the number of shares.

Daily Change: The net change between 16<sup>th</sup> and 15<sup>th</sup> of August trading sessions

Change for the last 5 sessions: The total daily net change for the last 5 sessions.

Change for the last 10 sessions: The total daily net change for the last 10 sessions.

Change for the last 20 sessions: The total daily net change for the last 20 sessions.

## **DISCLAIMER:**

The information contained was obtained from various public sources believed to be reliable, but we do not guarantee its accuracy. Wasata Financial Securities makes no representations or warranties (express or implied) regarding the data and information provided and Wasata Financial Securities does not represent that the information content of this document is complete, or free from any error, not misleading, or fit for any particular purpose. This report document provides general information only. Neither the information nor any opinion expressed constitutes an offer or an invitation to make an offer, to buy or sell any securities or other investment products related to such securities or investments.

This report document contained is subject to change without prior notice. Wasata assumes no responsibility to update the information in this report document.





Prepared by Financial Advisory Department

  
وساطة  
WASATA  
للأوراق المالية  
FINANCIAL SECURITIES

+974 44498880

[ramzi.qasmieh@Wasata.qa](mailto:ramzi.qasmieh@Wasata.qa)