



Daily Report for Ownership Changes

2nd of August 2023 Session

Company									2-Aug			
	Qatari				GCC				Foreigners			
	Daily Chg.	Last 5 Sessions Chg.	Last 10 Sessions Chg.	Last 20 Sessions Chg.	Daily Chg.	Last 5 Sessions Chg.	Last 10 Sessions Chg.	Last 20 Sessions Chg.	Daily Chg.	Last 5 Sessions Chg.	Last 10 Sessions Chg.	Last 20 Sessions Chg.
QNBK	-248,702	-3,412,306	-1,879,216	344,645	50,000	-128,028	-56,141	-49,156	198,702	3,540,334	1,935,357	-295,489
QIBK	-30,478	-818,071	-2,917,928	-7,516,986	0	-21,024	-30,503	-43,014	30,478	839,095	2,948,431	7,560,000
CBQK	64,592	-1,457,345	-12,619,087	-12,492,406	0	-35,000	-584,888	-258,340	-64,592	1,492,345	13,203,975	12,750,746
DHBK	-537,238	-2,933,726	-220,983	-1,508,629	-107,791	-107,823	188,554	183,359	645,029	3,041,549	32,429	1,325,270
ABQK	4,549	4,489	4,489	7,489	0	0	0	456	-4,549	-4,489	-4,489	-7,945
QIIK	-34,578	-961,291	-1,184,695	-1,711,785	0	200,000	200,000	203,450	34,578	761,291	984,695	1,508,335
MARK	-247,873	-6,957,158	-8,312,286	1,417,832	-14,380	63,586	-50,499	26,271	262,253	6,893,572	8,362,785	-1,444,103
DUBK	-1,885,307	-13,865,523	-18,097,369	-33,302,677	0	-8,234	-3,189	-39,953	1,885,307	13,873,757	18,100,558	33,342,630
QFBO	-409,782	-588,226	45,211	64,795	9,330	38,556	50,716	-534,658	400,452	549,670	-95,927	469,863
NLCS	1,307,445	-1,877,821	-4,912,580	-6,531,869	-10,000	102,979	-9,219	-87,478	-1,297,445	1,774,842	4,921,799	6,619,347
DBIS	141,908	-66,742	-1,181,603	-1,201,239	0	7,675	25,870	-24,130	-141,908	59,067	1,155,733	1,225,369
QOIS	1,499,132	-8,488,960	-5,992,074	-2,812,501	-284,327	95,031	-110,320	-356,946	-1,214,805	8,393,929	6,102,394	3,169,447
IHGS	-33,253	-158,440	-1,484,520	-1,553,570	0	15,000	15,000	15,000	33,253	143,440	1,469,520	1,538,570
ZHCD	6,800	-1,686	-836	4,040	-5,000	0	0	0	-1,800	1,686	836	-4,040
QGMD	255,538	-218,615	3,616,185	3,398,254	-24,850	-212,835	-230,519	-557,561	-230,688	431,450	-3,385,666	-2,840,693
SIIS	-1,261,970	4,002,243	-3,593,204	-89,343	420,415	-447,172	281,857	-503,359	841,555	-3,555,071	3,311,347	592,702
BLDN	1,396,944	898,622	-4,274,788	-4,169,804	0	-49,412	57,023	63,716	-1,396,944	-849,210	4,217,765	4,106,088
MCGS	852	-18,641	184,350	156,330	0	5,000	7,000	7,000	-852	13,641	-191,350	-163,330
QCFS	0	0	0	179	0	0	0	0	0	0	0	-179
QFLS	8,753	-257,291	28,826	43,377	-26,911	-74,601	-77,491	-77,507	18,158	331,892	48,665	34,130
WDAM	-686,669	-1,574,254	-2,706,589	-4,812,431	16,400	91,376	131,822	204,100	670,269	1,482,878	2,574,767	4,608,331
MCCS	75,635	-223,341	-521,217	-563,940	0	294,000	355,035	405,035	-75,635	-70,659	166,182	158,905
MERS	3,954	6,664	91,220	-249,044	300	300	650	1,345	-4,254	-6,964	-91,870	247,699
QIMD	-202,666	-177,043	-118,012	-135,735	44,600	35,677	44,600	50,000	158,066	141,366	73,412	85,735
QNCD	-319,400	-373,914	-420,676	-465,084	0	0	0	12	319,400	373,914	420,676	465,072

Company									2-Aug			
	Qatari				GCC				Foreigners			
	Daily Chg.	Last 5 Sessions Chg.	Last 10 Sessions Chg.	Last 20 Sessions Chg.	Daily Chg.	Last 5 Sessions Chg.	Last 10 Sessions Chg.	Last 20 Sessions Chg.	Daily Chg.	Last 5 Sessions Chg.	Last 10 Sessions Chg.	Last 20 Sessions Chg.
IQCD	-668,609	-6,406,175	-9,775,271	-14,235,787	-100,000	-263,950	-229,792	-258,329	768,609	6,670,125	10,005,063	14,494,116
QIGD	508,652	327,041	-542,677	869,285	5,000	6,052	-28,368	-1,302,277	-513,652	-333,093	571,045	432,992
QEWS	32,217	-572,680	-986,919	-2,293,233	0	-700	500	-1,000	-32,217	573,380	986,419	2,294,233
AHCS	-307,582	-1,297,414	-1,061,071	-1,215,843	0	0	9,344	28,115	307,582	1,297,414	1,051,727	1,187,728
GISS	-3,085,665	-5,420,591	-5,016,982	-14,117,854	-19,000	30,534	-10,221	29,107	3,104,665	5,390,057	5,027,203	14,088,747
MPHC	268,784	-2,631,102	-2,245,767	-3,970,490	-1,500	-30,612	-4,490	-14,374	-267,284	2,661,714	2,250,257	3,984,864
IGRD	-304,728	1,484,602	3,061,582	356,282	-29,912	-47,312	199,674	284,016	334,640	-1,437,290	-3,261,256	-640,298
QAMC	-38,662	-7,182,994	-8,893,388	-8,712,100	3,749	-474,161	-275,415	75,013	34,913	7,657,155	9,168,803	8,637,087
OATI	64,500	687,742	874,815	-1,157,692	8,000	-37,000	28,448	58,000	-72,500	-650,742	-903,263	1,099,692
DOHI	0	-53,989	-87,979	152,579	0	0	0	-50	0	53,989	87,979	-152,529
QGRI	0	41,145	-168,246	-189,422	0	0	0	0	0	-41,145	168,246	189,422
AKHI	-74,940	237,853	311,609	145,407	0	-46,202	-400	-400	74,940	-191,651	-311,209	-145,007
QISI	-500	-3,886	32,577	24,479	0	0	0	0	500	3,886	-32,577	-24,479
BEMA	0	-5,679	-8,773	-26,738	0	0	0	0	0	5,679	8,773	26,738
QLMI	-18,827	-132,591	-139,206	-273,663	0	0	0	50,000	18,827	132,591	139,206	223,663
UDCD	-555,529	-2,772,480	-3,703,762	-3,493,516	483,345	1,016,271	1,006,271	1,006,268	72,184	1,756,209	2,697,491	2,487,248
BRES	-224,689	-2,215	-2,697,140	2,338,613	0	-17,579	-189,200	-199,408	224,689	19,794	2,886,340	-2,139,205
ERES	1,069,523	1,368,636	2,146,375	2,629,095	31,967	42,967	-3,416	-203,416	-1,101,490	-1,411,603	-2,142,959	-2,425,679
MRDS	1,156,772	2,589,447	4,647,149	2,230,505	285,804	-10,774	-119,986	509,011	-1,442,576	-2,578,673	-4,527,163	-2,739,516
ORDS	83,474	-174,503	83,347	-466,339	-3	874	874	-86,115	-83,471	173,629	-84,221	552,454
VFOS	62,097	-5,035,577	-5,155,647	-25,610,077	1,588	18,102	-25,968	592,534	-63,685	5,017,475	5,181,615	25,017,543
QNNS	5,625	-13,631	-120,393	192,392	0	0	-5,000	0	-5,625	13,631	125,393	-192,392
GWCS	-42,060	463,038	1,638,656	3,139,650	0	40,000	42,938	42,994	42,060	-503,038	-1,681,594	-3,182,644
QGTS	587,251	433,144	-1,544,110	-893,330	0	-18,830	-43,150	-169,815	-587,251	-414,314	1,587,260	1,063,145

Trading values by nationality for the last Session

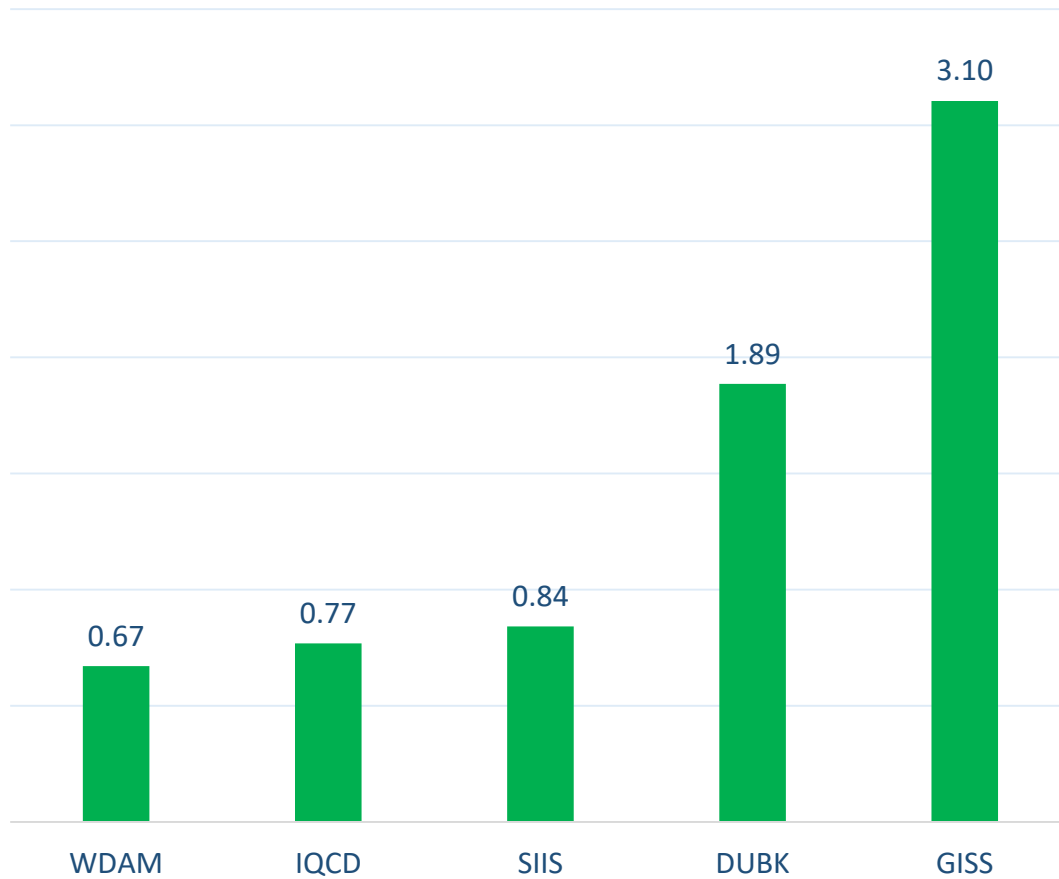
Nationality	Purchasing Value	Selling Value	Difference
Qataris	252.56	276.17	-23.61
GCC	24.20	16.99	7.21
Arab	62.80	56.28	6.52
Foreigners	99.41	89.54	9.87
Total	438.98	438.98	0

In million QAR

Trading by nationality for the last Session

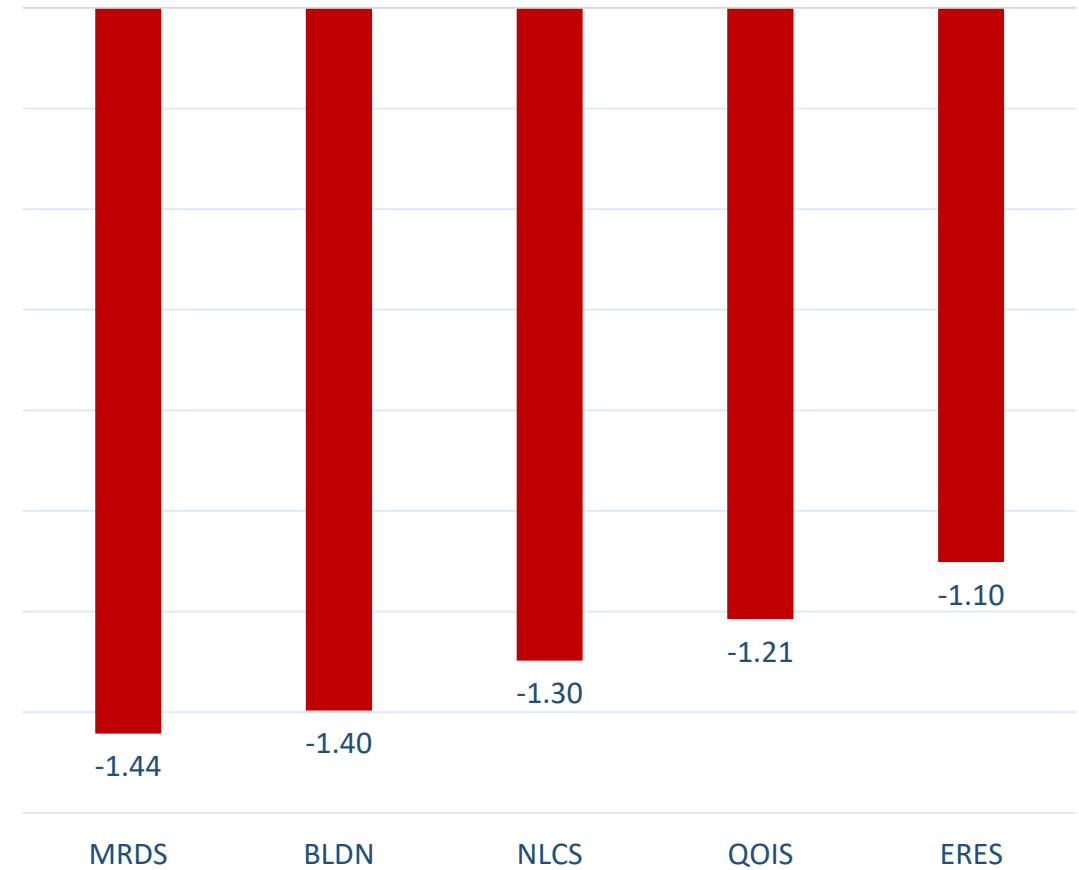
Nationality	Buy %	Sell %	Net
Qataris	57.53%	62.91%	-5.38%
GCC	5.51%	3.87%	1.64%
Arab	14.31%	12.82%	1.49%
Foreigners	22.65%	20.40%	2.25%

Top 5 Companies bought (net) by **Foreigners** in the last session



In million shares

Top 5 Companies sold (net) by **Foreigners** in the last session



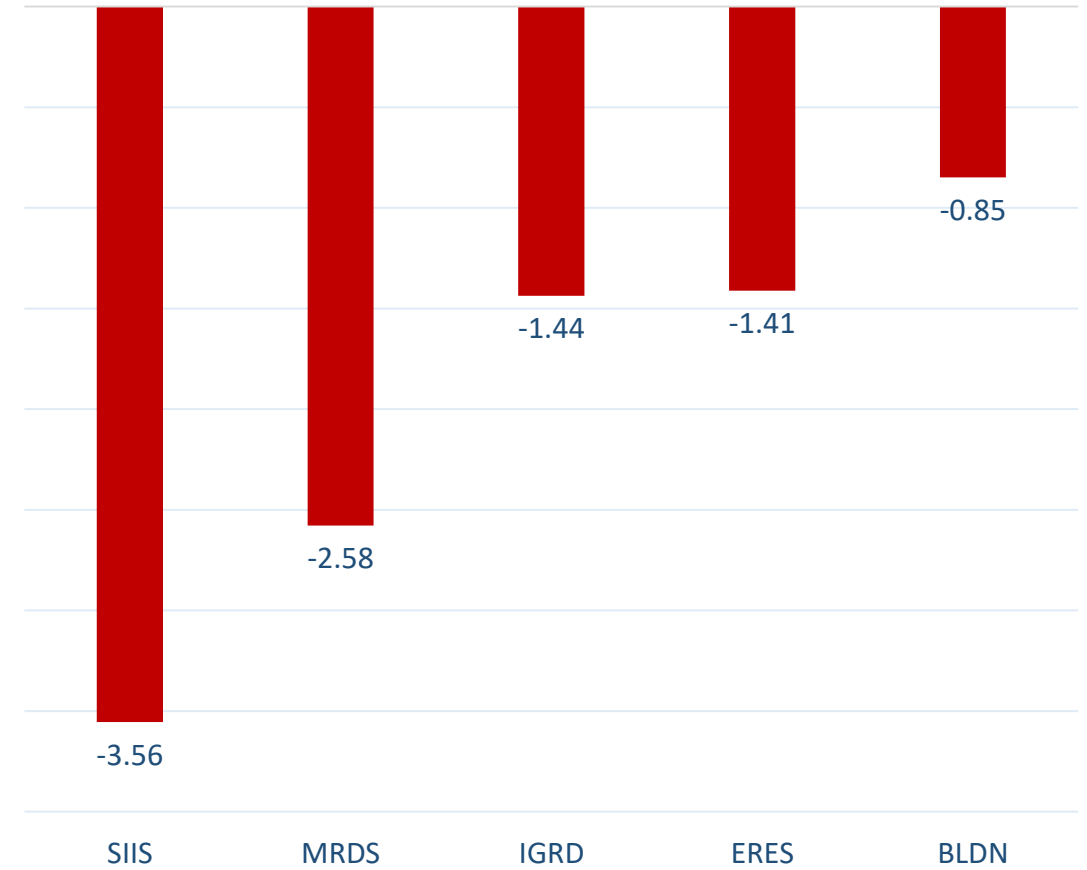
In million shares

Top 5 Companies bought (net) by **Foreigners** over the last week



In million shares

Top 5 Companies sold (net) by **Foreigners** over the last week



In million shares



The figures represent a change in the number of shares.

Daily Change: The net change between 2nd and 1st of August trading sessions

Change for the last 5 sessions: The total daily net change for the last 5 sessions.


Change for the last 10 sessions: The total daily net change for the last 10 sessions.

Change for the last 20 sessions: The total daily net change for the last 20 sessions.

DISCLAIMER:

The information contained was obtained from various public sources believed to be reliable, but we do not guarantee its accuracy. Wasata Financial Securities makes no representations or warranties (express or implied) regarding the data and information provided and Wasata Financial Securities does not represent that the information content of this document is complete, or free from any error, not misleading, or fit for any particular purpose. This report document provides general information only. Neither the information nor any opinion expressed constitutes an offer or an invitation to make an offer, to buy or sell any securities or other investment products related to such securities or investments.

This report document contained is subject to change without prior notice. Wasata assumes no responsibility to update the information in this report document.



Prepared by Financial Advisory Department


للأوراق المالية
FINANCIAL SECURITIES

+974 44498880

ramzi.qasmieh@Wasata.qa