



## Daily Report for Ownership Changes

20<sup>th</sup> of August 2023 Session

									20-Aug			
Company	Qatari				GCC				Foreigners			
	Daily Chg.	Last 5 Sessions Chg.	Last 10 Sessions Chg.	Last 20 Sessions Chg.	Daily Chg.	Last 5 Sessions Chg.	Last 10 Sessions Chg.	Last 20 Sessions Chg.	Daily Chg.	Last 5 Sessions Chg.	Last 10 Sessions Chg.	Last 20 Sessions Chg.
QNBK	127,687	75,499	1,382,176	-1,339,892	0	116,359	59,859	-43,486	-127,687	-191,858	-1,442,035	1,383,378
QIBK	-190,396	65,332	499,042	-620,659	-52,879	-52,879	-63,257	-30,719	243,275	-12,453	-435,785	651,378
CBOK	117,839	1,415,355	3,511,537	-5,780,859	0	82,352	116,414	-467,186	-117,839	-1,497,707	-3,627,951	6,248,045
DHBK	1,514,030	53,222	1,425,304	-2,754,566	-150,100	75,742	-64,577	314,256	-1,363,930	-128,964	-1,360,727	2,440,310
ABOK	0	0	0	4,489	0	0	0	0	0	0	0	-4,489
QIIK	-18,593	-241,775	-560,944	-1,613,140	0	0	0	200,000	18,593	241,775	560,944	1,413,140
MARK	-245,535	6,618,147	10,119,184	3,083,031	-38,070	-128,885	-357,688	-380,140	283,605	-6,489,262	-9,761,496	-2,702,891
DUBK	1,328,035	-13,572,477	-24,052,391	-42,966,720	12,287	12,057	14,083	11,283	-1,340,322	13,560,420	24,038,308	42,955,437
QFBO	402,207	1,492,384	1,436,839	2,015,025	-412,999	-1,479,562	-788,899	-1,186,151	10,792	-12,822	-647,940	-828,874
NLCS	-3,247,945	-1,864,875	-3,259,162	-5,434,074	41,808	39,983	65,639	-248,838	3,206,137	1,824,892	3,193,523	5,682,912
DBIS	-1,566,028	-1,222,548	3,037,519	3,282,937	0	0	-812,482	-822,209	1,566,028	1,222,548	-2,225,037	-2,460,728
QOIS	703,727	798,651	2,136,463	-4,119,535	-8,777	132,074	23,334	-11,001	-694,950	-930,725	-2,159,797	4,130,536
IHGS	292,396	210,451	37,423	-1,366,770	-6,168	-4,210	-19,210	-45,054	-286,228	-206,241	-18,213	1,411,824
ZHCD	0	-7,963	-8,321	-9,257	0	0	101	300	0	7,963	8,220	8,957
QGMD	355,685	402,949	-54,614	3,343,328	-3,784	-164,704	149,256	-50,775	-351,901	-238,245	-94,642	-3,292,553
SIIS	-1,485,531	648,521	15,286	-1,793,871	-14,645	-232,333	-119,682	-273,331	1,500,176	-416,188	104,396	2,067,202
BLDN	17,817	-319,071	-270,628	-3,274,038	-15,000	-17,720	-2,720	119,456	-2,817	336,791	273,348	3,154,582
MCGS	-12,119	162,189	331,298	458,796	0	-4,860	-4,860	0	12,119	-157,329	-326,438	-458,796
QCFS	-3,500	-12,729	-12,749	3,846	0	0	0	0	3,500	12,729	12,749	-3,846
QFLS	7,494	86,864	524,591	1,341,135	0	0	-13,410	-90,813	-7,494	-86,864	-511,181	-1,250,322
WDAM	461,546	646,935	617,916	-1,900,237	114,333	26,221	2,408	132,394	-575,879	-673,156	-620,324	1,767,843
MCCS	50,988	-271,411	-511,033	-931,996	-85,000	-85,000	-96,900	265,516	34,012	356,411	607,933	666,480
MERS	1,985	-72,285	-98,280	-27,329	0	660	3,358	4,058	-1,985	71,625	94,922	23,271
QIMD	23,123	105,042	189,217	81,311	0	0	0	44,600	-23,123	-105,042	-189,217	-125,911
QNCD	25,766	197,652	376,754	-14,995	0	0	0	0	-25,766	-197,652	-376,754	14,995

Company									20-Aug			
	Qatari				GCC				Foreigners			
	Daily Chg.	Last 5 Sessions Chg.	Last 10 Sessions Chg.	Last 20 Sessions Chg.	Daily Chg.	Last 5 Sessions Chg.	Last 10 Sessions Chg.	Last 20 Sessions Chg.	Daily Chg.	Last 5 Sessions Chg.	Last 10 Sessions Chg.	Last 20 Sessions Chg.
IQCD	-30,169	1,757,294	2,159,767	-8,155,464	-1,310	-1,127	95	-271,657	31,479	-1,756,167	-2,159,862	8,427,121
QIGD	-80,292	51,221	-399,747	15,211	0	0	5,300	-33,068	80,292	-51,221	394,447	17,857
QEWS	-36,998	-86,718	-62,391	-815,838	0	0	642	16,942	36,998	86,718	61,749	798,896
AHCS	-29,631	-304,627	-664,417	-1,721,705	0	8,500	14,500	33,115	29,631	296,127	649,917	1,688,590
GISS	2,001,170	330,818	-2,315,349	-3,316,954	-32,363	-95,870	-168,317	-178,538	-1,968,807	-234,948	2,483,666	3,495,492
MPHC	434,458	2,049,248	5,596,542	4,447,842	0	-60,000	-182,965	-169,712	-434,458	-1,989,248	-5,413,577	-4,278,130
IGRD	211,378	-427,492	-1,541,959	461,544	24,293	-4,505	297,675	541,531	-235,671	431,997	1,244,284	-1,003,075
QAMC	-504,943	-3,809,323	-3,017,637	-10,151,677	127,791	55,658	18,383	-4,817	377,152	3,753,665	2,999,254	10,156,494
QATI	912,294	2,742,787	3,301,959	4,209,015	50,000	31,000	-8,500	7,748	-962,294	-2,773,787	-3,293,459	-4,216,763
DOHI	9,670	-753,850	-1,114,300	-1,212,831	0	130,000	416,000	416,000	-9,670	623,850	698,300	796,831
QGRI	24,436	961	-1,051,250	-1,011,464	-24,436	-14,185	1,205,404	1,205,404	0	13,224	-154,154	-193,940
AKHI	-242,243	-139,109	-177,473	-227,471	0	-19,548	-19,548	-19,948	242,243	158,657	197,021	247,419
QISI	-74	25,477	13,931	47,801	0	0	0	0	74	-25,477	-13,931	-47,801
BEMA	-23,000	-31,783	-30,783	-8,196	0	0	0	0	23,000	31,783	30,783	8,196
QLMI	0	-5,148	-96,540	-273,346	0	-4,824	-4,824	19,332	0	9,972	101,364	254,014
UDCD	54,434	-898,143	-1,754,171	-4,174,197	3,000	4,650	5,260	1,071,531	-57,434	893,493	1,748,911	3,102,666
BRES	-70,357	431,969	1,770,127	1,107,177	-24,843	-54,843	-48,980	-258,722	95,200	-377,126	-1,721,147	-848,455
ERES	-275,241	-404,876	-2,210,469	247,945	-10,000	-138,530	168,224	55,220	285,241	543,406	2,042,245	-303,165
MRDS	-1,832,122	952,145	-10,351,800	-6,966,174	-114,988	-239,624	-186,562	-57,763	1,947,110	-712,521	10,538,362	7,023,937
ORDS	31,756	115,027	283,271	861,900	0	0	0	-5,406	-31,756	-115,027	-283,271	-856,494
VFOS	-182,930	-1,588,052	-2,571,332	-8,130,248	0	-10,696	89,247	90,201	182,930	1,598,748	2,482,085	8,040,047
QNNS	-9,186	-58,279	-226,783	-4,163	10,000	10,000	10,000	5,000	-814	48,279	216,783	-837
GWCS	-16,469	-283,789	-163,265	185,179	0	-288	-288	42,650	16,469	284,077	163,553	-227,829
QGTS	894,202	1,510,898	7,255,831	9,315,027	6,887	40,804	267,536	530,116	-901,089	-1,551,702	-7,523,367	-9,845,143

## Trading values by nationality for the last Session

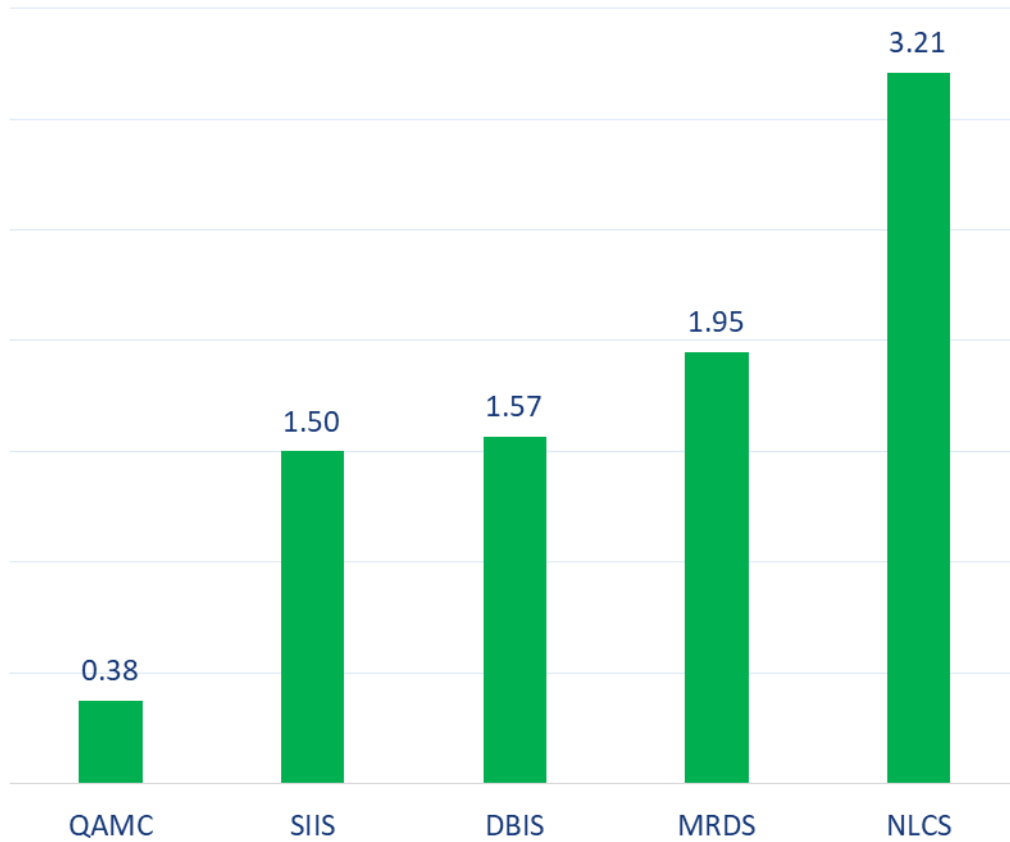
Nationality	Purchasing Value	Selling Value	Difference
Qataris	243.36	232.01	11.35
GCC	10.36	7.19	3.17
Arab	49.00	51.37	-2.36
Foreigners	22.53	34.69	-12.16
Total	325.25	325.25	0

In million QAR

## Trading by nationality for the last Session

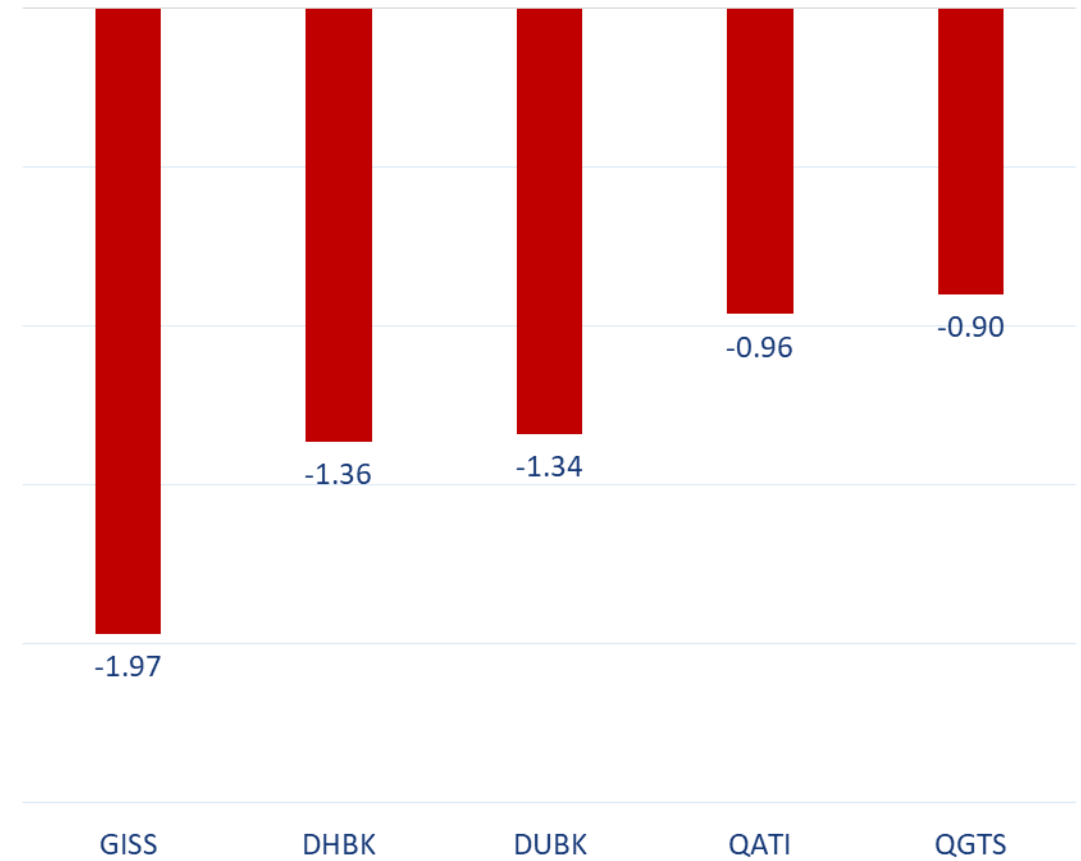
Nationality	Buy %	Sell %	Net
Qataris	74.82%	71.33%	3.5%
GCC	3.19%	2.21%	0.98%
Arab	15.07%	15.79%	-0.73%
Foreigners	6.93%	10.67%	-3.7%

### Top 5 Companies bought (net) by **Foreigners** in the last session



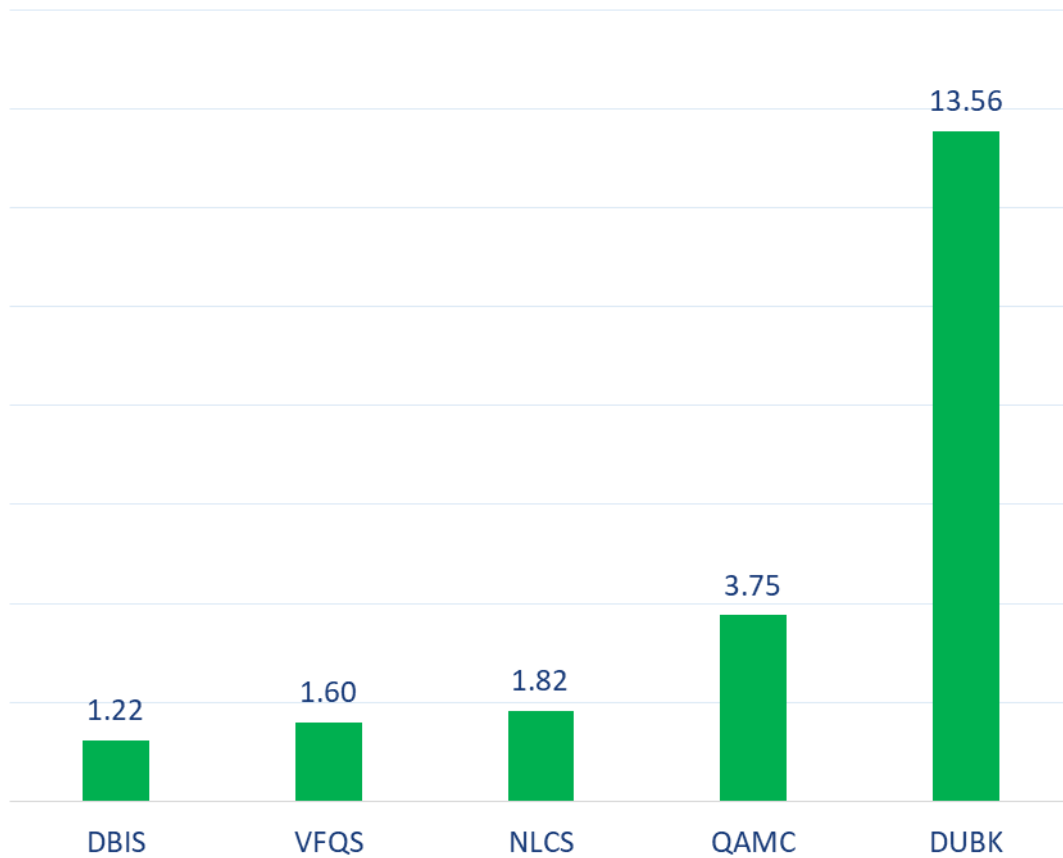
In million shares

### Top 5 Companies sold (net) by **Foreigners** in the last session



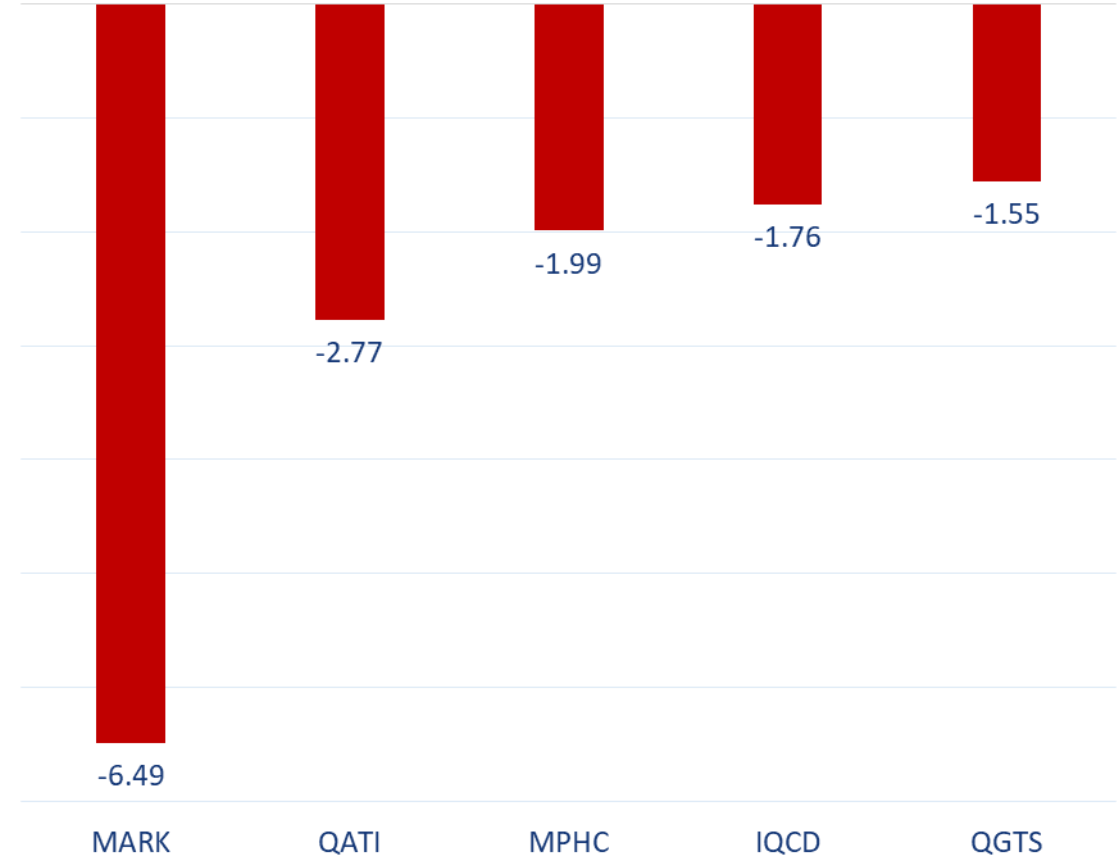
In million shares

Top 5 Companies bought (net) by **Foreigners** over the last week



In million shares

Top 5 Companies sold (net) by **Foreigners** over the last week



In million shares



The figures represent a change in the number of shares.

Daily Change: The net change between 20<sup>th</sup> and 17<sup>th</sup> of August trading sessions

Change for the last 5 sessions: The total daily net change for the last 5 sessions.

Change for the last 10 sessions: The total daily net change for the last 10 sessions.

Change for the last 20 sessions: The total daily net change for the last 20 sessions.

## **DISCLAIMER:**

The information contained was obtained from various public sources believed to be reliable, but we do not guarantee its accuracy. Wasata Financial Securities makes no representations or warranties (express or implied) regarding the data and information provided and Wasata Financial Securities does not represent that the information content of this document is complete, or free from any error, not misleading, or fit for any particular purpose. This report document provides general information only. Neither the information nor any opinion expressed constitutes an offer or an invitation to make an offer, to buy or sell any securities or other investment products related to such securities or investments.

This report document contained is subject to change without prior notice. Wasata assumes no responsibility to update the information in this report document.





Prepared by Financial Advisory Department

  
وساطة  
WASATA  
للأوراق المالية  
FINANCIAL SECURITIES

+974 44498880

[ramzi.qasmieh@Wasata.qa](mailto:ramzi.qasmieh@Wasata.qa)