



## Daily Report for Ownership Changes

21<sup>st</sup> of August 2023 Session

									21-Aug			
Company	Qatari				GCC				Foreigners			
	Daily Chg.	Last 5 Sessions Chg.	Last 10 Sessions Chg.	Last 20 Sessions Chg.	Daily Chg.	Last 5 Sessions Chg.	Last 10 Sessions Chg.	Last 20 Sessions Chg.	Daily Chg.	Last 5 Sessions Chg.	Last 10 Sessions Chg.	Last 20 Sessions Chg.
QNBK	59,662	169,281	1,284,898	-1,677,077	100,000	215,359	159,859	56,514	-159,662	-384,640	-1,444,757	1,620,563
QIBK	214,066	229,712	454,992	-266,938	0	-52,879	-63,257	-27,963	-214,066	-176,833	-391,735	294,901
CBQK	207,250	1,453,166	2,965,247	-2,341,425	-2,352	64,648	114,062	-454,538	-204,898	-1,517,814	-3,079,309	2,795,963
DHBK	390,126	485,332	1,830,335	-2,422,300	-55,742	-102,706	-20,319	173,222	-334,384	-382,626	-1,810,016	2,249,078
ABQK	-2,800	-2,800	-2,800	1,689	0	0	0	0	2,800	2,800	2,800	-1,689
QIIK	-80,132	-318,214	-620,650	-1,633,530	5,000	5,000	5,000	205,000	75,132	313,214	615,650	1,428,530
MARK	886,309	4,953,954	10,626,353	4,343,865	111,164	-23,441	-234,984	-408,137	-997,473	-4,930,513	-10,391,369	-3,935,728
DUBK	-758,456	-10,920,777	-22,712,264	-43,128,099	2,484	14,541	16,567	13,767	755,972	10,906,236	22,695,697	43,114,332
QFBO	-70,908	1,372,536	884,561	1,021,160	0	-1,479,562	-1,133,084	-1,186,151	70,908	107,026	248,523	164,991
NLCS	-415,192	-2,575,555	-2,612,280	-7,467,024	158,619	196,152	265,158	205,550	256,573	2,379,403	2,347,122	7,261,474
DBIS	1,265,659	-155,152	3,870,347	4,329,104	-40,917	-40,917	-853,399	-845,724	-1,224,742	196,069	-3,016,948	-3,483,380
OOIS	1,416,942	2,448,237	3,045,798	-7,307,719	-140,851	-8,777	-17,517	85,202	-1,276,091	-2,439,460	-3,028,281	7,222,517
IHGS	39,180	225,722	69,901	-447,454	0	-4,210	-4,210	-8,105	-39,180	-221,512	-65,691	455,559
ZHCD	-3,800	-11,688	-12,084	-13,057	0	0	101	300	3,800	11,688	11,983	12,757
QGMD	-678,062	-792,384	-966,486	1,742,568	-90,794	-26,038	36,533	-212,787	768,856	818,422	929,953	-1,529,781
SIIS	-581,537	-823,460	-572,040	3,339,912	381,337	219,810	64,468	-204,600	200,200	603,650	507,572	-3,135,312
BLDN	-410,364	-672,596	-578,409	-1,695,680	-88,564	-106,284	-91,284	30,892	498,928	778,880	669,693	1,664,788
MCGS	4,265	162,443	340,107	477,778	0	-4,860	-4,860	0	-4,265	-157,583	-335,247	-477,778
QCFS	0	-1,569	-12,749	3,846	0	0	0	0	0	1,569	12,749	-3,846
QFLS	228,268	246,708	554,310	1,550,765	0	0	-10,910	-90,813	-228,268	-246,708	-543,400	-1,459,952
WDAM	-151,650	358,480	865,818	-2,404,732	-100,932	13,401	-88,501	49,688	252,582	-371,881	-777,317	2,355,044
MCCS	119,752	-232,399	-392,789	-467,527	0	-85,000	-96,900	197,100	-119,752	317,399	489,689	270,427
MERS	-1,718	-39,956	-97,313	-74,106	0	0	3,358	4,058	1,718	39,956	93,955	70,048
QIMD	64,830	169,172	224,046	156,381	-3,530	-3,530	-3,530	32,147	-61,300	-165,642	-220,516	-188,528
QNCD	72,696	258,923	228,800	71,654	2,149	2,149	2,149	2,149	-74,845	-261,072	-230,949	-73,803

									21-Aug			
Company	Qatari				GCC				Foreigners			
	Daily Chg.	Last 5 Sessions Chg.	Last 10 Sessions Chg.	Last 20 Sessions Chg.	Daily Chg.	Last 5 Sessions Chg.	Last 10 Sessions Chg.	Last 20 Sessions Chg.	Daily Chg.	Last 5 Sessions Chg.	Last 10 Sessions Chg.	Last 20 Sessions Chg.
IQCD	301,549	1,819,064	1,724,838	-7,744,898	1,000	1,688	1,095	-270,657	-302,549	-1,820,752	-1,725,933	8,015,555
QIGD	243,445	390,492	-160,844	787,044	0	0	2,800	-2,069	-243,445	-390,492	158,044	-784,975
QEWS	48,307	-102,857	-19,263	-755,556	0	0	642	16,942	-48,307	102,857	18,621	738,614
AHCS	-107,027	-176,516	-665,330	-1,827,853	0	0	14,500	14,500	107,027	176,516	650,830	1,813,353
GISS	-391,708	-623,348	-3,380,357	-4,182,161	0	-237,624	-163,293	-123,563	391,708	860,972	3,543,650	4,305,724
MPHC	1,300,285	2,670,827	6,817,379	5,452,062	0	0	-245,445	-166,712	-1,300,285	-2,670,827	-6,571,934	-5,285,350
IGRD	1,809,230	1,389,785	516,899	1,554,651	6,550	-2,156	304,225	256,913	-1,815,780	-1,387,629	-821,124	-1,811,564
QAMC	603,711	-1,415,919	-2,409,288	-11,399,409	-30,122	150,412	105,961	-90,855	-573,589	1,265,507	2,303,327	11,490,264
QATI	95,663	2,217,490	3,344,395	4,272,765	-50,000	-56,000	-58,500	-60,000	-45,663	-2,161,490	-3,285,895	-4,212,765
DOHI	2,300	-352,220	-826,200	-1,226,605	15,000	145,000	145,000	431,000	-17,300	207,220	681,200	795,605
QGRI	0	2,185	-996,390	-1,002,377	0	-9,185	1,160,968	1,205,404	0	7,000	-164,578	-203,027
AKHI	-314,079	-146,144	-466,661	-690,547	0	-107,181	-19,548	-19,948	314,079	253,325	486,209	710,495
QISI	-80	240	13,051	47,721	0	0	0	0	80	-240	-13,051	-47,721
BEMA	150	-24,008	-31,633	-8,046	0	0	0	0	-150	24,008	31,633	8,046
QLMI	0	-1,254	-45,085	-283,812	0	-4,824	-4,824	19,332	0	6,078	49,909	264,480
UDCD	-41,383	-741,760	-1,631,076	-4,383,755	0	4,650	4,650	1,071,531	41,383	737,110	1,626,426	3,312,224
BRES	146,942	660,249	1,873,376	2,369,973	0	-24,843	-49,230	-60,150	-146,942	-635,406	-1,824,146	-2,309,823
ERES	-1,299,079	-1,940,895	-3,338,631	-1,977,577	39,042	31,417	207,266	187,420	1,260,037	1,909,478	3,131,365	1,790,157
MRDS	2,450,951	3,203,635	-6,672,908	-2,965,667	185,418	94,294	-74,570	62,654	-2,636,369	-3,297,929	6,747,478	2,903,013
ORDS	335,030	427,937	325,048	855,480	0	0	0	-5,406	-335,030	-427,937	-325,048	-850,074
VFQS	-147,346	-1,718,322	-3,013,468	-8,287,286	0	-10,696	65,097	66,771	147,346	1,729,018	2,948,371	8,220,515
QNNS	185,326	141,453	-28,474	162,398	-10,000	0	0	0	-175,326	-141,453	28,474	-162,398
GWCS	250,542	63,037	100,694	369,707	0	0	-288	42,650	-250,542	-63,037	-100,406	-412,357
QGTS	219,520	949,423	7,146,777	10,231,399	-21,430	-38,583	256,606	508,686	-198,090	-910,840	-7,403,383	-10,740,085

## Trading values by nationality for the last Session

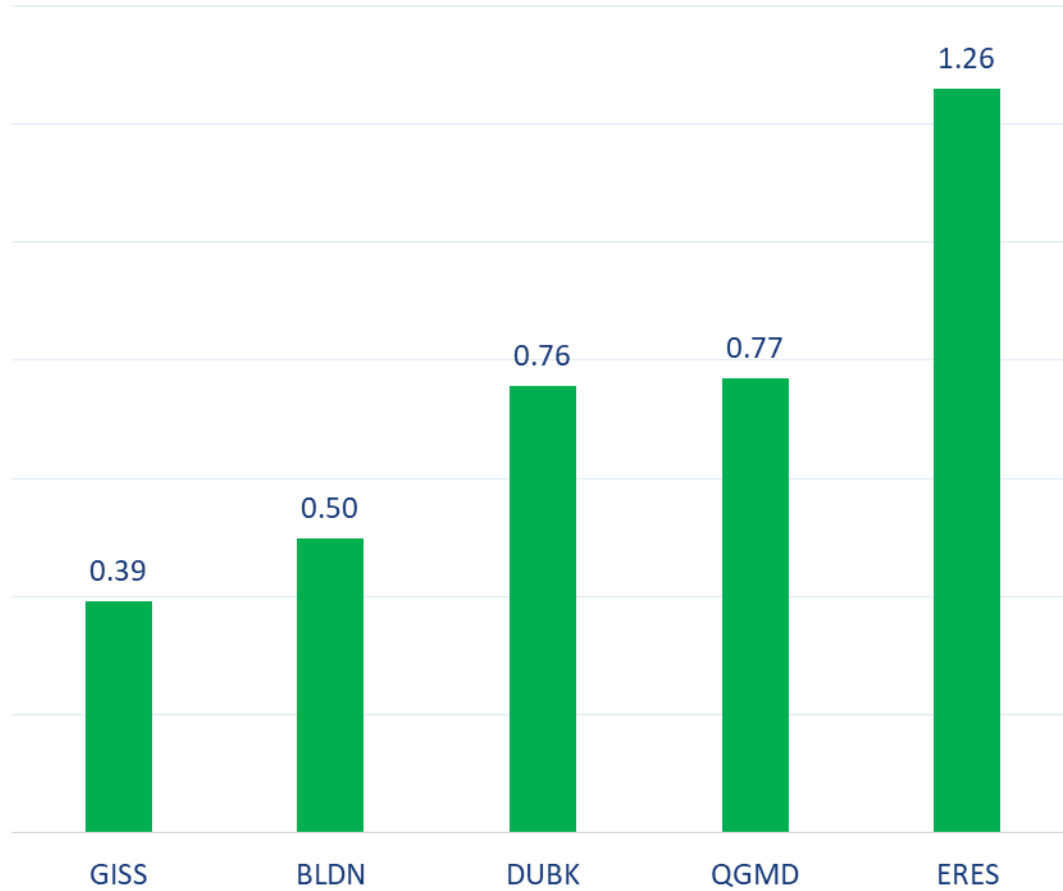
Nationality	Purchasing Value	Selling Value	Difference
Qataris	263.94	239.76	24.18
GCC	7.25	8.31	-1.06
Arab	39.30	44.04	-4.74
Foreigners	121.66	140.04	-18.38
Total	432.15	432.15	0

In million QAR

## Trading by nationality for the last Session

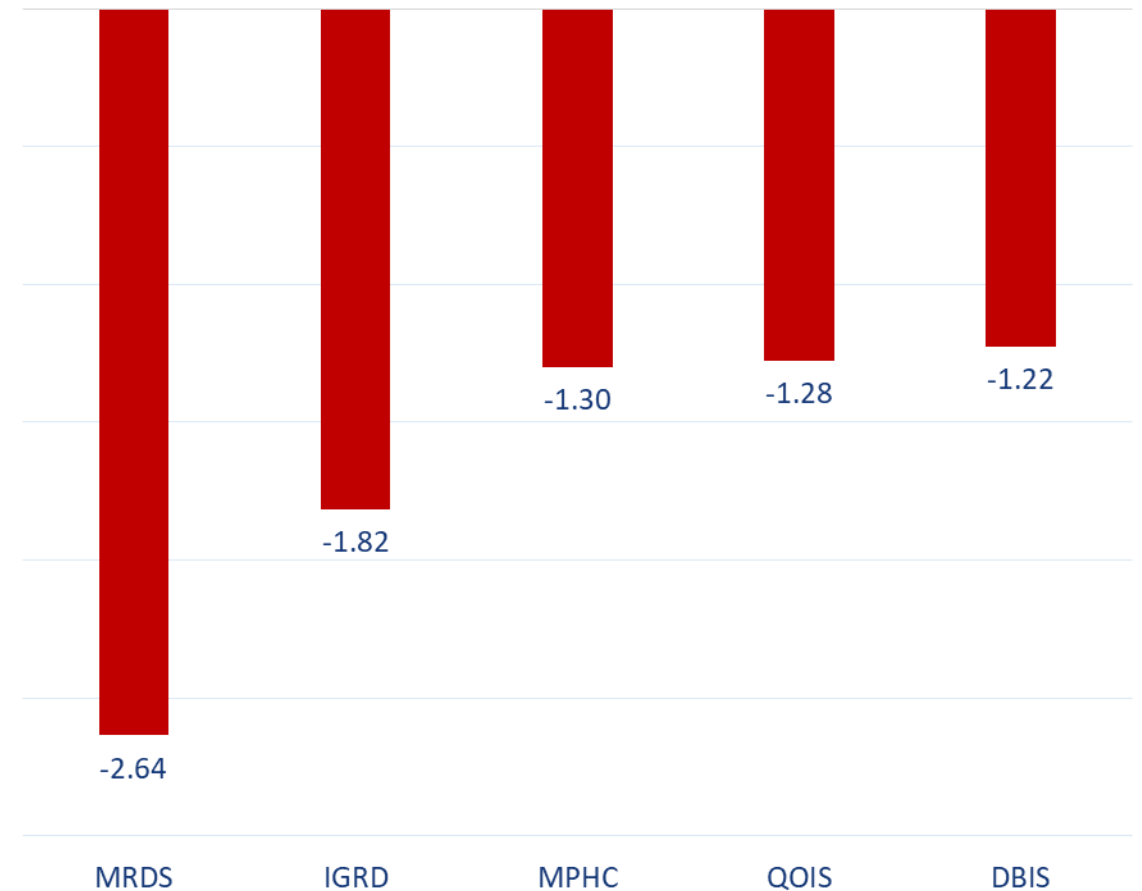
Nationality	Buy %	Sell %	Net
Qataris	61.08%	55.48%	5.6%
GCC	1.68%	1.92%	-0.25%
Arab	9.09%	10.19%	-1.10%
Foreigners	28.15%	32.41%	-4.3%

### Top 5 Companies bought (net) by **Foreigners** in the last session



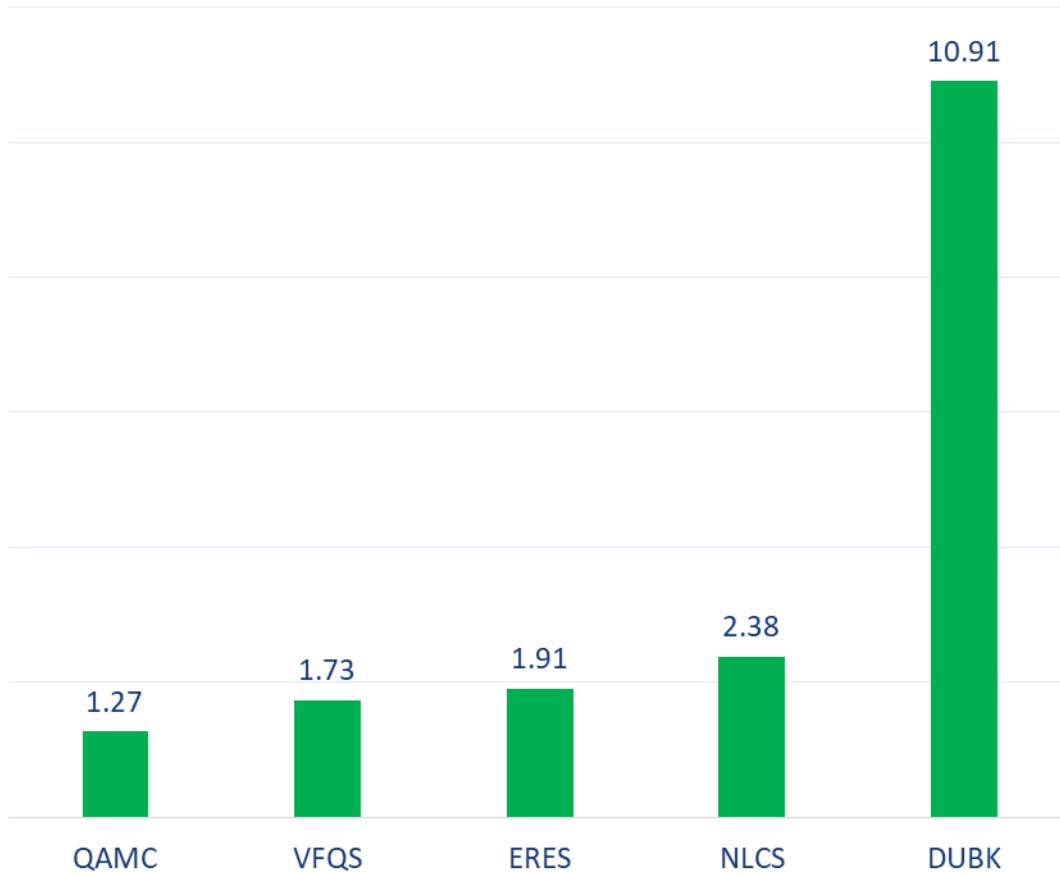
In million shares

### Top 5 Companies sold (net) by **Foreigners** in the last session



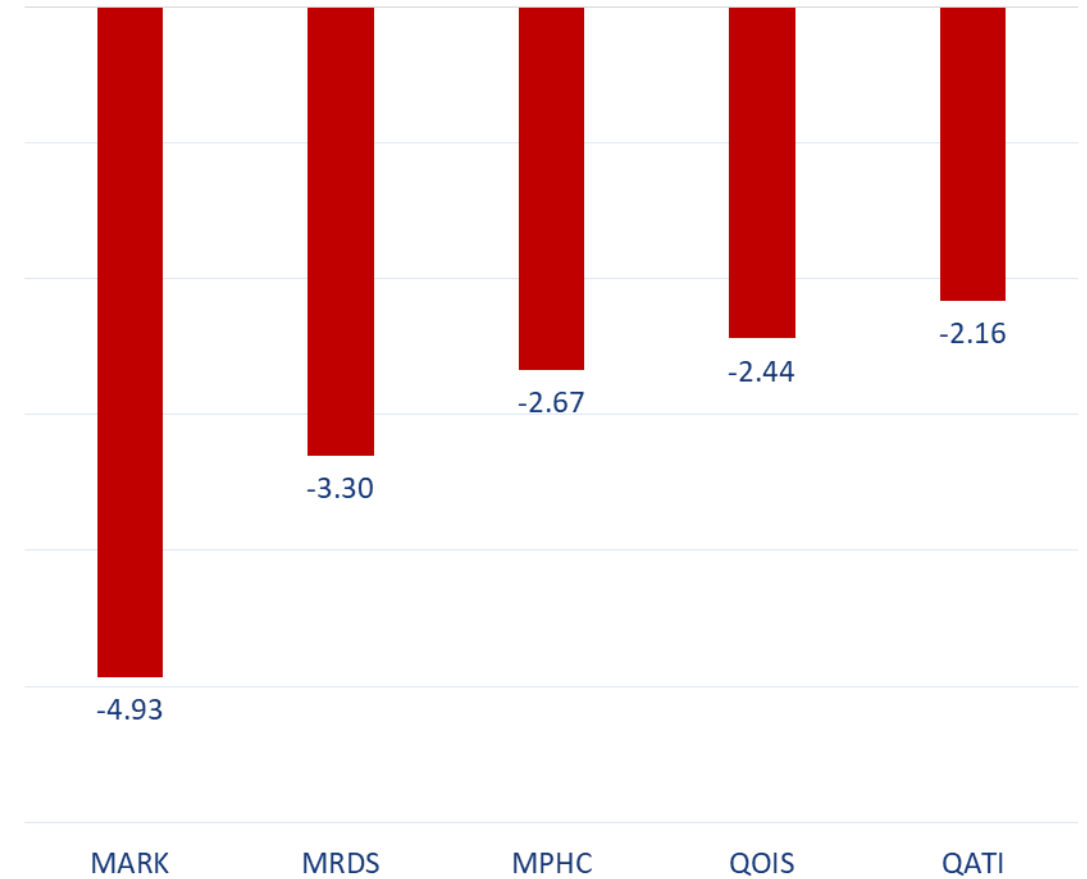
In million shares

Top 5 Companies bought (net) by **Foreigners** over the last week



In million shares

Top 5 Companies sold (net) by **Foreigners** over the last week



In million shares



The figures represent a change in the number of shares.

Daily Change: The net change between 21<sup>st</sup> and 20<sup>th</sup> of August trading sessions

Change for the last 5 sessions: The total daily net change for the last 5 sessions.

Change for the last 10 sessions: The total daily net change for the last 10 sessions.

Change for the last 20 sessions: The total daily net change for the last 20 sessions.

## **DISCLAIMER:**

The information contained was obtained from various public sources believed to be reliable, but we do not guarantee its accuracy. Wasata Financial Securities makes no representations or warranties (express or implied) regarding the data and information provided and Wasata Financial Securities does not represent that the information content of this document is complete, or free from any error, not misleading, or fit for any particular purpose. This report document provides general information only. Neither the information nor any opinion expressed constitutes an offer or an invitation to make an offer, to buy or sell any securities or other investment products related to such securities or investments.

This report document contained is subject to change without prior notice. Wasata assumes no responsibility to update the information in this report document.





Prepared by Financial Advisory Department

  
وساطة  
WASATA  
للأوراق المالية  
FINANCIAL SECURITIES

+974 44498880

[ramzi.qasmieh@Wasata.qa](mailto:ramzi.qasmieh@Wasata.qa)