



Daily Report for Ownership Changes

22nd of August 2023 Session

									22-Aug			
Company	Qatari				GCC				Foreigners			
	Daily Chg.	Last 5 Sessions Chg.	Last 10 Sessions Chg.	Last 20 Sessions Chg.	Daily Chg.	Last 5 Sessions Chg.	Last 10 Sessions Chg.	Last 20 Sessions Chg.	Daily Chg.	Last 5 Sessions Chg.	Last 10 Sessions Chg.	Last 20 Sessions Chg.
QNBK	463,288	863,174	1,394,952	-2,129,985	0	215,359	187,859	3,584	-463,288	-1,078,533	-1,582,811	2,126,401
QIBK	1,236	214,387	221,833	118,557	-2	-52,881	-54,792	-27,965	-1,234	-161,506	-167,041	-90,592
CBQK	17,049	1,503,315	2,682,394	-1,701,441	6,533	82,057	86,533	-301,467	-23,582	-1,585,372	-2,768,927	2,002,908
DHBK	178,999	924,508	2,063,438	-4,790,726	0	-203,115	90,000	253,588	-178,999	-721,393	-2,153,438	4,537,138
ABQK	0	-2,800	-2,800	1,689	0	0	0	0	0	2,800	2,800	-1,689
QIIK	96,988	-273,584	-622,800	-1,361,362	0	5,000	5,000	205,000	-96,988	268,584	617,800	1,156,362
MARK	2,929	1,860,601	9,465,631	5,804,895	-18,240	18,971	-237,534	-306,907	15,311	-1,879,572	-9,228,097	-5,497,988
DUBK	391,208	-6,956,154	-18,780,290	-41,444,210	0	14,541	16,567	8,333	-391,208	6,941,613	18,763,723	41,435,877
QFBO	-366,863	304,684	1,146,460	227,293	0	-681,236	-1,384,278	-1,186,151	366,863	376,552	237,818	958,858
NLCS	-699,530	-5,342,745	-3,579,732	-8,925,568	8,400	202,827	203,558	218,950	691,130	5,139,918	3,376,174	8,706,618
DBIS	-483,975	-504,294	854,542	3,784,759	0	-111,686	-882,119	-845,724	483,975	615,980	27,577	-2,939,035
QOIS	1,048,856	3,093,658	4,443,940	-5,371,901	0	-8,777	-17,517	59,993	-1,048,856	-3,084,881	-4,426,423	5,311,908
IHGS	-65,757	222,524	-23,347	-640,894	0	-4,210	-4,210	-8,105	65,757	-218,314	27,557	648,999
ZHCD	-8,789	-12,129	-20,552	-22,596	0	0	0	300	8,789	12,129	20,552	22,296
QGMD	-26	-616,202	-1,075,705	1,112,944	-15,406	-70,785	3,223	-208,408	15,432	686,987	1,072,482	-904,536
SIIS	-2,753,492	-4,188,542	-1,856,221	-764,511	-204,578	11,765	-142,631	-430,550	2,958,070	4,176,777	1,998,852	1,195,061
BLDN	-424,038	-1,104,996	-840,002	955,477	-5,000	-108,564	-71,284	25,892	429,038	1,213,560	911,286	-981,369
MCGS	79,752	226,938	497,934	415,934	-83,750	-88,610	-88,610	-83,750	3,998	-138,328	-409,324	-332,184
QCFS	0	-5,069	-12,729	3,846	0	0	0	0	0	5,069	12,729	-3,846
QFLS	10,881	187,622	406,165	638,668	-1,387	-1,387	-1,387	-92,260	-9,494	-186,235	-404,778	-546,408
WDAM	-54,047	407,461	185,508	-1,034,959	-41,875	-28,474	-124,462	-49,496	95,922	-378,987	-61,046	1,084,455
MCCS	113,598	339,957	-186,589	-492,327	-32,542	-117,542	-129,442	164,558	-81,056	-222,415	316,031	327,769
MERS	-307	-35,697	-76,048	-83,688	0	0	3,358	3,708	307	35,697	72,690	79,980
QIMD	45,953	195,586	281,563	192,334	-41,667	-45,197	-45,197	-9,520	-4,286	-150,389	-236,366	-182,814
QNCD	-9,190	214,011	211,676	59,464	-4,167	-2,018	-2,018	-2,018	13,357	-211,993	-209,658	-57,446

Company									22-Aug			
	Qatari				GCC				Foreigners			
	Daily Chg.	Last 5 Sessions Chg.	Last 10 Sessions Chg.	Last 20 Sessions Chg.	Daily Chg.	Last 5 Sessions Chg.	Last 10 Sessions Chg.	Last 20 Sessions Chg.	Daily Chg.	Last 5 Sessions Chg.	Last 10 Sessions Chg.	Last 20 Sessions Chg.
IQCD	-134,598	1,130,148	932,583	-7,400,896	574	2,262	-12,600	-264,265	134,024	-1,132,410	-919,983	7,665,161
QIGD	-53,399	256,944	-386,984	1,317,120	0	0	2,800	6,352	53,399	-256,944	384,184	-1,323,472
QEWS	62,054	-70,700	-21,627	-599,854	0	0	642	16,942	-62,054	70,700	20,985	582,912
AHCS	26,159	-177,815	-558,228	-1,631,778	-18,615	-18,615	-4,115	-4,115	-7,544	196,430	562,343	1,635,893
GISS	-1,303,304	-2,142,434	-4,816,506	-6,051,886	0	-128,006	-163,293	-137,783	1,303,304	2,270,440	4,979,799	6,189,669
MPHC	1,490,860	4,146,224	7,103,219	6,393,079	-91,667	-91,667	-337,112	-258,379	-1,399,193	-4,054,557	-6,766,107	-6,134,700
IGRD	276,915	3,139,529	1,431,303	1,504,380	-28,846	13,579	13,971	228,067	-248,069	-3,153,108	-1,445,274	-1,732,447
QAMC	362,925	3,926,389	-2,188,284	-10,137,911	-132,012	37,602	-125,613	-224,277	-230,913	-3,963,991	2,313,897	10,362,188
QATI	-342,370	1,569,152	2,960,415	3,836,770	0	-50,000	-58,500	-95,000	342,370	-1,519,152	-2,901,915	-3,741,770
DOHI	43,802	-275,706	-782,398	-1,132,803	36,000	181,000	181,000	467,000	-79,802	94,706	601,398	665,803
QGRI	-52	14,133	-986,342	-1,089,929	0	-9,185	1,160,968	1,205,404	52	-4,948	-174,626	-115,475
AKHI	229,250	171,346	-393,372	-448,891	26,100	-81,834	-604	-4,920	-255,350	-89,512	393,976	453,811
QISI	151	-9	18,313	46,146	0	0	0	0	-151	9	-18,313	-46,146
BEMA	0	-24,008	-34,333	-7,996	0	0	0	0	0	24,008	34,333	7,996
QLMI	-3,000	1,174	-38,772	-280,312	0	0	-4,824	19,332	3,000	-1,174	43,596	260,980
UDCD	3,145	-323,478	-1,324,346	-4,135,502	3,000	7,650	7,650	1,074,531	-6,145	315,828	1,316,696	3,060,971
BRES	620,022	581,878	1,915,704	2,927,209	0	-24,843	-51,230	-66,559	-620,022	-557,035	-1,864,474	-2,860,650
ERES	-488,079	-1,684,243	-3,660,525	-2,501,151	183,555	214,972	213,972	391,020	304,524	1,469,271	3,446,553	2,110,131
MRDS	-672,596	2,859,534	-5,498,196	-3,280,500	102,664	148,255	170,530	256,303	569,932	-3,007,789	5,327,666	3,024,197
ORDS	-141,459	358,708	161,128	837,986	0	0	0	-5,406	141,459	-358,708	-161,128	-832,580
VFOS	-1,296,343	-3,154,651	-4,200,121	-8,684,568	0	0	65,097	66,771	1,296,343	3,154,651	4,135,024	8,617,797
QNNS	1,006	123,119	29,848	172,777	-15,417	-15,417	-15,417	-15,417	14,411	-107,702	-14,431	-157,360
GWCS	-19,686	123,719	-79,533	273,429	0	0	-288	39,712	19,686	-123,719	79,821	-313,141
QGTS	471,523	1,125,658	6,010,179	11,408,692	-91,667	-106,410	-53,367	428,339	-379,856	-1,019,248	-5,956,812	-11,837,031

Trading values by nationality for the last Session

Nationality	Purchasing Value	Selling Value	Difference
Qataris	196.52	190.30	6.22
GCC	10.85	9.76	1.09
Arab	33.84	33.76	0.08
Foreigners	93.46	100.85	-7.38
Total	334.67	334.67	0

In million QAR

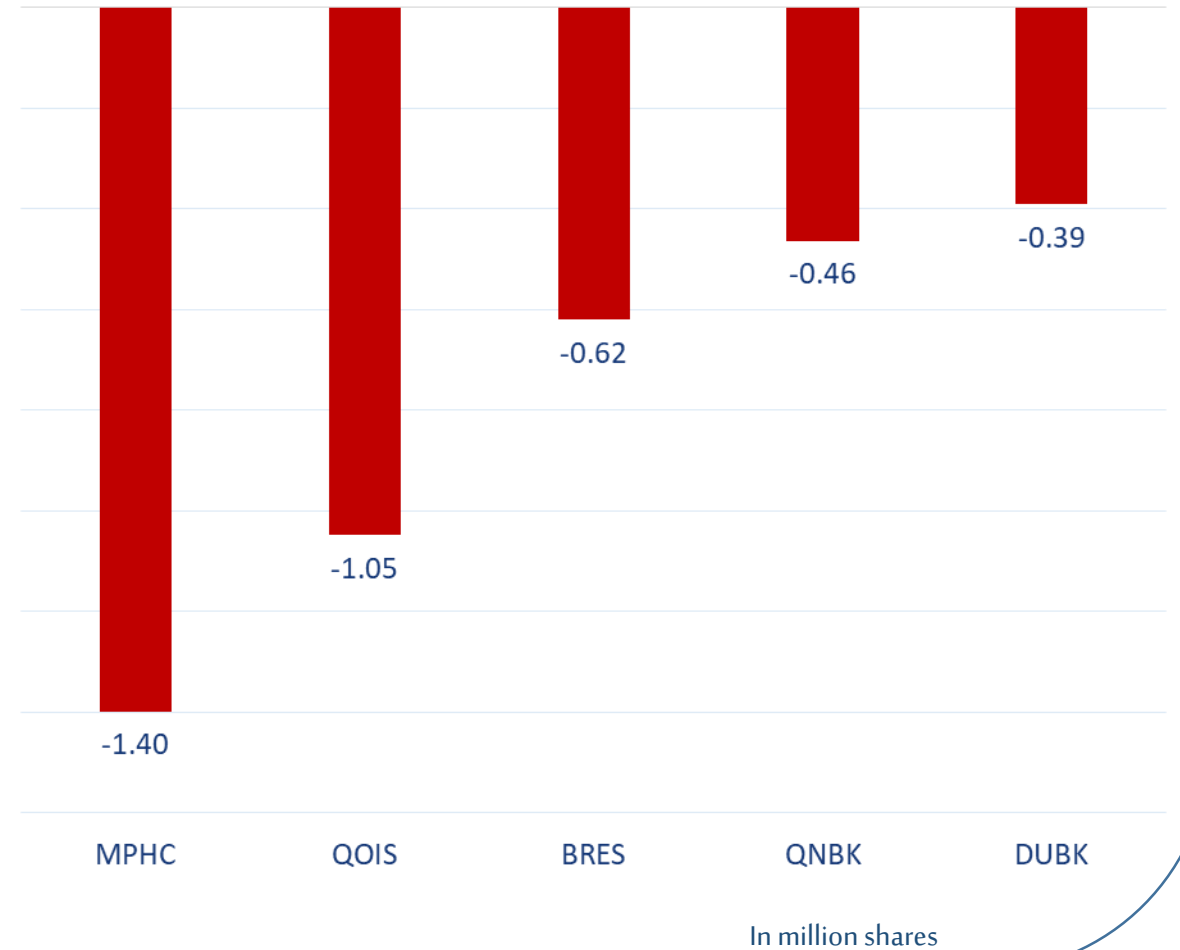
Trading by nationality for the last Session

Nationality	Buy %	Sell %	Net
Qataris	58.72%	56.86%	1.9%
GCC	3.24%	2.92%	0.33%
Arab	10.11%	10.09%	0.02%
Foreigners	27.93%	30.13%	-2.2%

Top 5 Companies bought (net) by **Foreigners** in the last session



Top 5 Companies sold (net) by **Foreigners** in the last session

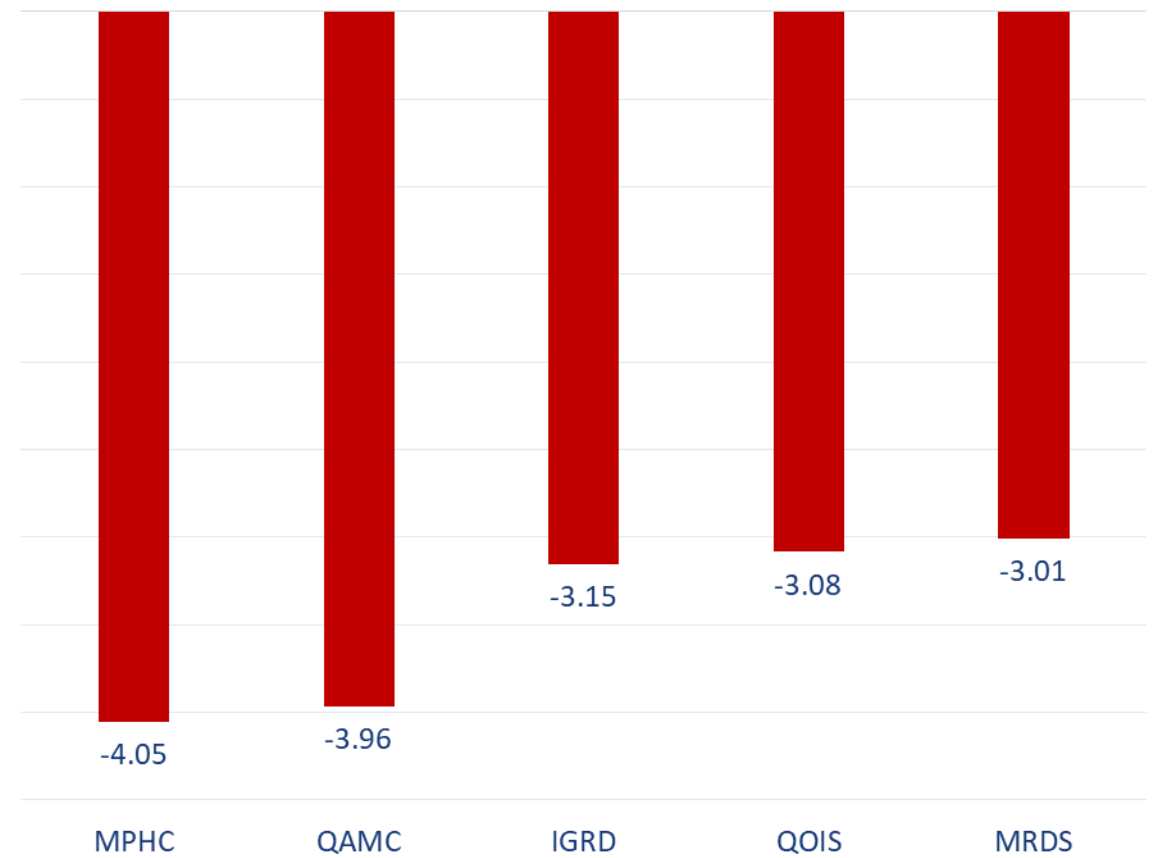


Top 5 Companies bought (net) by **Foreigners** over the last week



In million shares

Top 5 Companies sold (net) by **Foreigners** over the last week



In million shares



The figures represent a change in the number of shares.

Daily Change: The net change between 22nd and 21st of August trading sessions

Change for the last 5 sessions: The total daily net change for the last 5 sessions.


Change for the last 10 sessions: The total daily net change for the last 10 sessions.

Change for the last 20 sessions: The total daily net change for the last 20 sessions.

DISCLAIMER:

The information contained was obtained from various public sources believed to be reliable, but we do not guarantee its accuracy. Wasata Financial Securities makes no representations or warranties (express or implied) regarding the data and information provided and Wasata Financial Securities does not represent that the information content of this document is complete, or free from any error, not misleading, or fit for any particular purpose. This report document provides general information only. Neither the information nor any opinion expressed constitutes an offer or an invitation to make an offer, to buy or sell any securities or other investment products related to such securities or investments.

This report document contained is subject to change without prior notice. Wasata assumes no responsibility to update the information in this report document.



Prepared by Financial Advisory Department


وساطة
WASATA
للأوراق المالية
FINANCIAL SECURITIES

+974 44498880

ramzi.qasmieh@Wasata.qa