



Daily Report for Ownership Changes

27th of August 2023 Session

									27-Aug			
Company	Qatari				GCC				Foreigners			
	Daily Chg.	Last 5 Sessions Chg.	Last 10 Sessions Chg.	Last 20 Sessions Chg.	Daily Chg.	Last 5 Sessions Chg.	Last 10 Sessions Chg.	Last 20 Sessions Chg.	Daily Chg.	Last 5 Sessions Chg.	Last 10 Sessions Chg.	Last 20 Sessions Chg.
QNBK	241,620	1,559,647	1,635,146	297,399	-100	237,099	353,458	270,284	-241,520	-1,796,746	-1,988,604	-567,683
QIBK	875	449,671	515,003	1,211,522	1,718	6,326	-46,553	-21,538	-2,593	-455,997	-468,450	-1,189,984
CBQK	178,213	940,441	2,355,796	3,747,702	0	12,186	94,538	94,538	-178,213	-952,627	-2,450,334	-3,842,240
DHBK	-76,320	-339,341	1,899,583	-4,705,838	189,363	133,621	209,363	164,459	-113,043	205,720	-2,108,946	4,541,379
ABQK	0	-2,800	-2,800	1,749	0	0	0	0	0	2,800	2,800	-1,749
QIIK	-31,080	288,526	46,751	-958,966	0	10,000	10,000	10,000	31,080	-298,526	-56,751	948,966
MARK	606,562	5,167,664	11,785,811	10,598,533	-32,390	192,098	63,213	-155,233	-574,172	-5,359,762	-11,849,024	-10,443,300
DUBK	-753,713	-3,993,877	-17,566,354	-40,404,657	0	-9,819	2,238	1,464	753,713	4,003,696	17,564,116	40,403,193
QFBO	-629,887	-505,299	987,085	-822,578	0	0	-1,479,562	-1,186,151	629,887	505,299	492,477	2,008,729
NLCS	-1,913,801	-1,870,857	-3,735,732	-2,365,103	-57,093	95,896	135,879	277,806	1,970,894	1,774,961	3,599,853	2,087,297
DBIS	396,965	1,089,175	-133,373	4,078,434	17,333	-47,583	-47,583	-852,390	-414,298	-1,041,592	180,956	-3,226,044
QOIS	653,196	6,053,574	6,852,225	8,394,511	-204,625	-88,236	43,838	-158,149	-448,571	-5,965,338	-6,896,063	-8,236,362
IHGS	-137,545	-420,606	-210,155	-456,190	0	6,281	2,071	-7,929	137,545	414,325	208,084	464,119
ZHCD	0	-13,851	-21,814	-12,843	0	0	0	300	0	13,851	21,814	12,543
QGMD	131,262	-270,573	132,376	352,846	24,559	-110,236	-274,940	-24,375	-155,821	380,809	142,564	-328,471
SIIS	-763,295	-5,649,454	-5,000,933	-3,397,903	-1,439	245,072	12,739	-370,291	764,734	5,404,382	4,988,194	3,768,194
BLDN	1,814,006	648,625	329,554	1,895,654	0	-99,587	-117,307	28,869	-1,814,006	-549,038	-212,247	-1,924,523
MCGS	14,517	308,152	470,341	611,740	0	-83,750	-88,610	-83,750	-14,517	-224,402	-381,731	-527,990
QCFS	0	0	-12,729	3,846	0	0	0	0	0	0	12,729	-3,846
QFLS	-29,277	455,055	541,919	861,059	0	-1,387	-1,387	-83,522	29,277	-453,668	-540,532	-777,537
WDAM	53,999	608,216	1,255,151	409,980	0	-167,807	-141,586	-251,647	-53,999	-440,409	-1,113,565	-158,333
MCCS	-13,472	166,695	-104,716	-379,757	0	-44,292	-129,292	58,808	13,472	-122,403	234,008	320,949
MERS	-1,145	5,698	-66,587	-87,152	140	140	800	3,848	1,005	-5,838	65,787	83,304
MEZA	-8,284,241				16,465				8,267,776			
QIMD	0	262,838	322,815	224,933	0	-45,197	-45,197	-9,520	0	-217,641	-277,618	-215,413

									27-Aug			
Company	Qatari				GCC				Foreigners			
	Daily Chg.	Last 5 Sessions Chg.	Last 10 Sessions Chg.	Last 20 Sessions Chg.	Daily Chg.	Last 5 Sessions Chg.	Last 10 Sessions Chg.	Last 20 Sessions Chg.	Daily Chg.	Last 5 Sessions Chg.	Last 10 Sessions Chg.	Last 20 Sessions Chg.
QNCD	-15,868	290,338	274,707	79,265	0	-2,018	-2,018	-2,018	15,868	-288,320	-272,689	-77,247
IQCD	159,593	1,198,709	1,454,094	-5,337,873	-500	15,562	14,447	-248,281	-159,093	-1,214,271	-1,468,541	5,586,154
QIGD	-86,789	989,665	851,883	1,939,633	0	0	-28,727	1,352	86,789	-989,665	-823,156	-1,940,985
QEWS	8,228	134,858	129,269	-317,526	-342	-17,300	-16,658	-358	-7,886	-117,558	-112,611	317,884
AHCS	80,170	-19,265	-526,597	-1,679,395	0	-18,615	-4,115	-4,115	-80,170	37,880	530,712	1,683,510
GISS	-1,149,453	-995,441	-7,089,369	-7,640,421	0	-32,409	-90,888	-148,133	1,149,453	1,027,850	7,180,257	7,788,554
MPHC	392,475	5,905,930	7,033,450	8,261,916	0	-91,667	-320,612	-258,379	-392,475	-5,814,263	-6,712,838	-8,003,537
IGRD	-1,079,715	1,073,821	881,789	1,391,575	0	7,097	-33,298	221,585	1,079,715	-1,080,918	-848,491	-1,613,160
QAMC	571,413	3,586,318	678,697	-7,981,168	0	68,790	-23,291	-188,855	-571,413	-3,655,108	-655,406	8,170,023
QATI	133,728	611,920	2,004,554	2,854,375	0	0	-54,091	-95,000	-133,728	-611,920	-1,950,463	-2,759,375
DOHI	-6,088	139,432	-590,639	-1,048,843	1,844	64,999	194,999	480,999	4,244	-204,431	395,640	567,844
QGRI	5,207	29,384	-986,342	-1,010,728	0	-24,436	1,160,968	1,205,404	-5,207	-4,948	-174,626	-194,676
AKHI	-242,189	-262,350	-297,121	-316,117	0	26,100	-604	-39,650	242,189	236,250	297,725	355,767
QISI	-4,193	-461	39,176	10,737	0	0	0	0	4,193	461	-39,176	-10,737
BEMA	-7,900	-18,978	-29,303	-2,966	0	0	0	0	7,900	18,978	29,303	2,966
QLMI	-14,432	12,661	-41,013	-265,503	0	0	-4,824	19,332	14,432	-12,661	45,837	246,171
UDCD	29,109	-61,336	-1,337,029	-5,234,808	2,000	7,650	7,650	1,074,531	-31,109	53,686	1,329,379	4,160,277
BRES	-158,168	483,234	839,308	2,846,176	4,000	-24,843	-50,980	-66,559	154,168	-458,391	-788,328	-2,779,617
ERES	-237,517	-1,379,726	-2,787,002	-1,899,381	-6,000	222,597	93,067	445,569	243,517	1,157,129	2,693,935	1,453,812
MRDS	-1,078,441	488,149	-5,730,441	-3,151,482	-50,000	-635,820	-474,276	-299,466	1,128,441	147,671	6,204,717	3,450,948
ORDS	181,189	267,328	165,487	649,060	11,408	0	0	-5,406	-192,597	-267,328	-165,487	-643,654
VFOS	-255,278	-2,557,487	-4,044,270	-9,634,267	-2,204	0	14,304	134,271	257,482	2,557,487	4,029,966	9,499,996
QNNS	6,616	185,743	363,777	11,950	0	-15,417	-15,417	-15,417	-6,616	-170,326	-348,360	3,467
GWCS	90,436	47,588	-393,187	283,154	0	0	-288	39,712	-90,436	-47,588	393,475	-322,866
QGTS	318,162	1,046,092	4,254,789	11,894,983	0	-106,410	-53,367	428,339	-318,162	-939,682	-4,201,422	-12,323,322

Trading values by nationality for the last Session

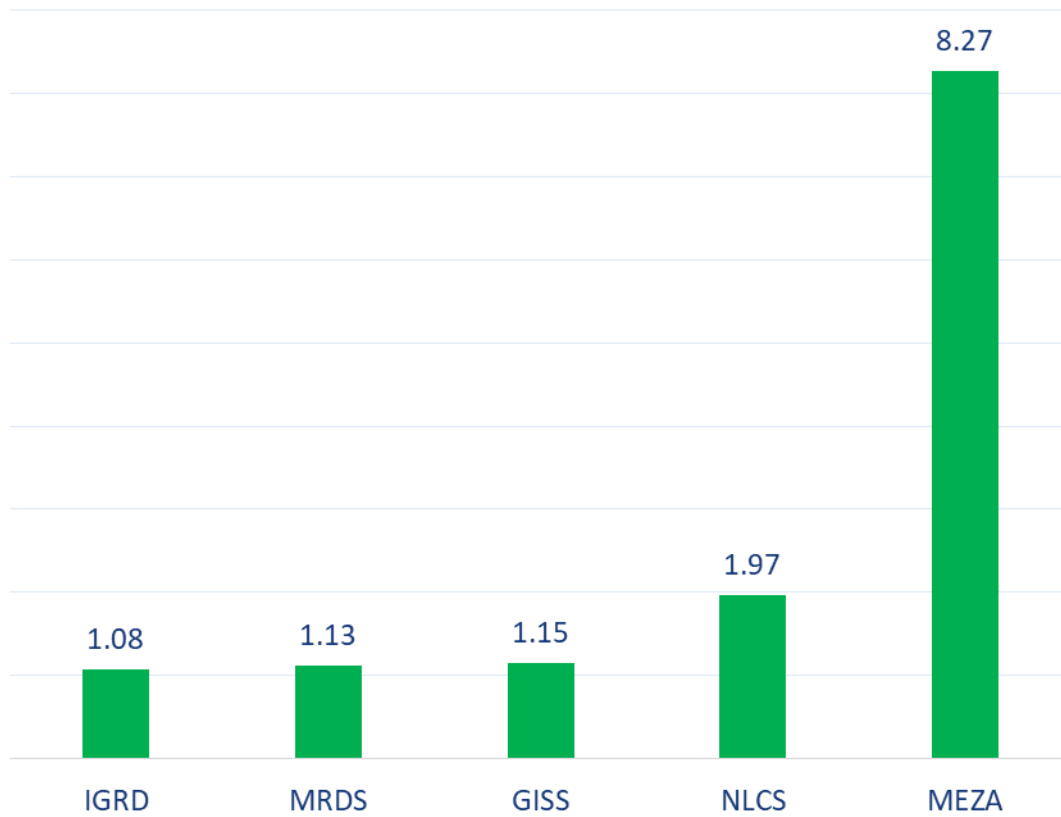
Nationality	Purchasing Value	Selling Value	Difference
Qataris	197.02	216.49	-19.47
GCC	18.55	6.03	12.51
Arab	46.55	41.72	4.82
Foreigners	32.26	30.12	2.14
Total	294.37	294.37	0

In million QAR

Trading by nationality for the last Session

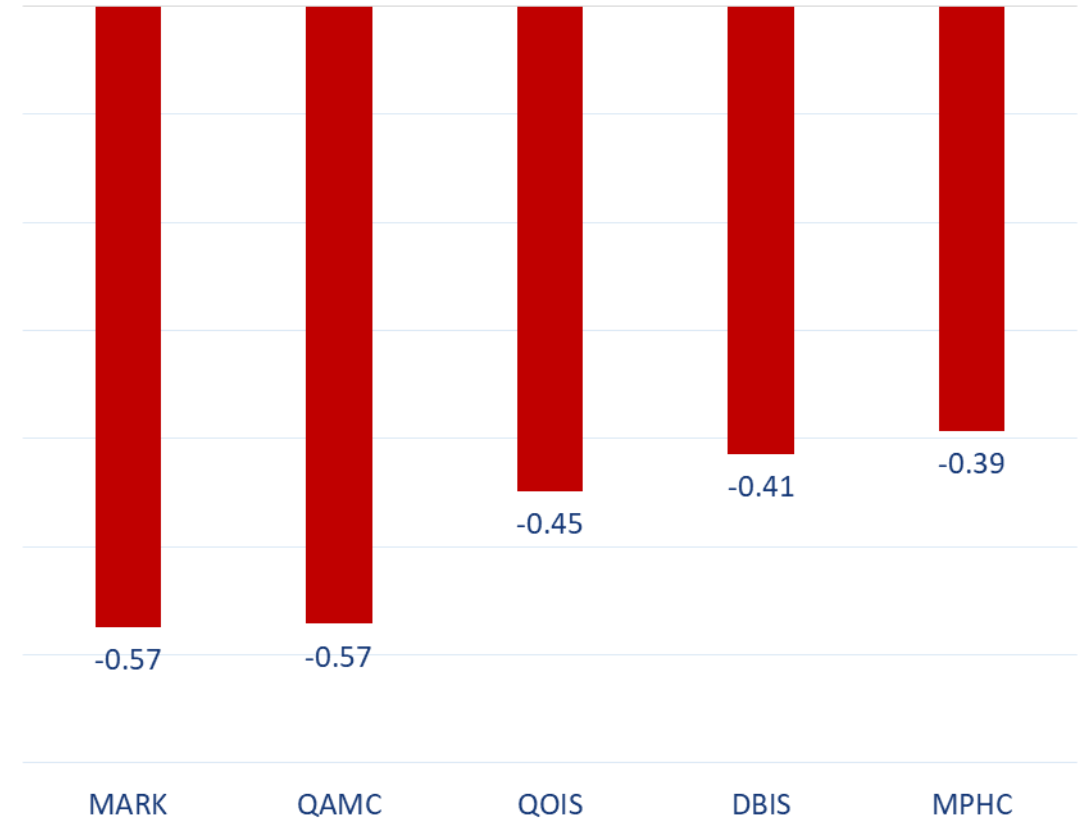
Nationality	Buy %	Sell %	Net
Qataris	66.93%	73.55%	-6.6%
GCC	6.30%	2.05%	4.25%
Arab	15.81%	14.17%	1.64%
Foreigners	10.96%	10.23%	0.7%

Top 5 Companies bought (net) by **Foreigners** in the last session



In million shares

Top 5 Companies sold (net) by **Foreigners** in the last session



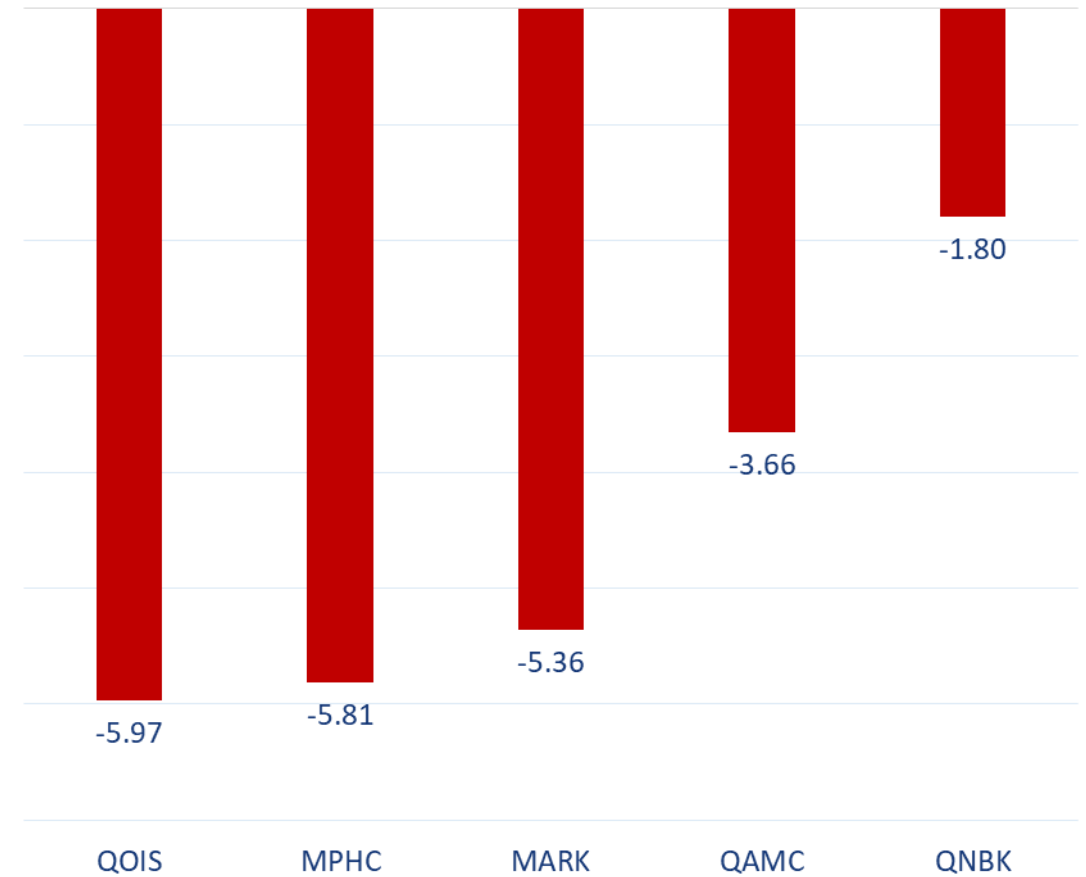
In million shares

Top 5 Companies bought (net) by **Foreigners** over the last week



In million shares

Top 5 Companies sold (net) by **Foreigners** over the last week



In million shares



The figures represent a change in the number of shares.

Daily Change: The net change between 27th and 24th of August trading sessions

Change for the last 5 sessions: The total daily net change for the last 5 sessions.

Change for the last 10 sessions: The total daily net change for the last 10 sessions.

Change for the last 20 sessions: The total daily net change for the last 20 sessions.

DISCLAIMER:

The information contained was obtained from various public sources believed to be reliable, but we do not guarantee its accuracy. Wasata Financial Securities makes no representations or warranties (express or implied) regarding the data and information provided and Wasata Financial Securities does not represent that the information content of this document is complete, or free from any error, not misleading, or fit for any particular purpose. This report document provides general information only. Neither the information nor any opinion expressed constitutes an offer or an invitation to make an offer, to buy or sell any securities or other investment products related to such securities or investments.

This report document contained is subject to change without prior notice. Wasata assumes no responsibility to update the information in this report document.



Prepared by Financial Advisory Department


وساطة
WASATA
للأوراق المالية
FINANCIAL SECURITIES

+974 44498880

ramzi.qasmieh@Wasata.qa