



Daily Report for Ownership Changes

28th of August 2023 Session

									28-Aug			
Company	Qatari				GCC				Foreigners			
	Daily Chg.	Last 5 Sessions Chg.	Last 10 Sessions Chg.	Last 20 Sessions Chg.	Daily Chg.	Last 5 Sessions Chg.	Last 10 Sessions Chg.	Last 20 Sessions Chg.	Daily Chg.	Last 5 Sessions Chg.	Last 10 Sessions Chg.	Last 20 Sessions Chg.
QNBK	329,515	1,829,500	1,998,781	2,083,527	-50	137,049	352,408	305,766	-329,465	-1,966,549	-2,351,189	-2,389,293
QIBK	-55,661	179,944	409,656	1,605,322	-6,328	-2	-52,881	-6,770	61,989	-179,942	-356,775	-1,598,552
CBQK	158,432	828,147	2,281,313	4,507,550	2,156	16,694	81,342	96,694	-160,588	-844,841	-2,362,655	-4,604,244
DHBK	312,997	-411,282	2,368,685	-4,400,510	-7,537	181,826	79,120	191,673	-305,460	229,456	-2,447,805	4,208,837
ABQK	-252	-252	-3,052	1,497	0	0	0	0	252	252	3,052	-1,497
QIIK	49,176	417,834	99,620	-377,975	0	5,000	10,000	10,000	-49,176	-422,834	-109,620	367,975
MARK	949,501	5,230,856	10,184,810	12,669,547	-30,089	50,845	27,404	-248,308	-919,412	-5,281,701	-10,212,214	-12,421,239
DUBK	-835,860	-4,071,281	-14,992,058	-38,702,509	0	-12,303	2,238	1,464	835,860	4,083,584	14,989,820	38,701,045
QFBO	62,031	-372,360	1,000,176	-552,556	0	0	-1,479,562	-1,186,151	-62,031	372,360	479,386	1,738,707
NLCS	-635,291	-2,090,956	-4,666,511	-3,274,447	-140,718	-203,441	-7,289	128,299	776,009	2,294,397	4,673,800	3,146,148
DBIS	343,910	167,426	12,274	4,589,085	0	-6,666	-47,583	-860,065	-343,910	-160,760	35,309	-3,729,020
QOIS	-512,768	4,123,864	6,572,101	8,639,363	-538	52,077	43,300	-321,688	513,306	-4,175,941	-6,615,401	-8,317,675
IHGS	53,767	-406,019	-180,297	-381,316	0	6,281	2,071	-12,929	-53,767	399,738	178,226	394,245
ZHCD	0	-10,051	-21,739	-7,153	0	0	0	-4,700	0	10,051	21,739	11,853
QGMG	200,927	608,416	-183,968	739,452	6,000	-13,442	-39,480	-18,375	-206,927	-594,974	223,448	-721,077
SIIS	691,574	-4,376,343	-5,199,803	-4,640,006	0	-136,265	83,545	372,282	-691,574	4,512,608	5,116,258	4,267,724
BLDN	-66,574	992,415	319,819	1,608,785	0	-11,023	-117,307	-37,154	66,574	-981,392	-202,512	-1,571,631
MCGS	147,795	451,682	614,125	785,263	-117,250	-201,000	-205,860	-206,000	-30,545	-250,682	-408,265	-579,263
QCFS	0	0	-1,569	3,846	0	0	0	0	0	0	1,569	-3,846
QFLS	118,223	345,010	591,718	1,089,478	-1,940	-3,327	-3,327	-85,462	-116,283	-341,683	-588,391	-1,004,016
WDAM	-876,624	-116,758	241,722	-448,442	-37,293	-104,168	-90,767	-221,527	913,917	220,926	-150,955	669,969
MCCS	-60,051	-13,108	-245,507	-262,568	-45,558	-89,850	-174,850	-186,750	105,609	102,958	420,357	449,318
MERS	14,132	21,548	-18,408	-87,239	0	140	140	3,848	-14,132	-21,688	18,268	83,391
MEZA	-4,377,190				115,278				4,261,912			
QIMD	0	262,838	322,815	224,933	-58,333	-45,197	-45,197	-9,520	58,333	-217,641	-277,618	-215,413

									28-Aug			
Company	Qatari				GCC				Foreigners			
	Daily Chg.	Last 5 Sessions Chg.	Last 10 Sessions Chg.	Last 20 Sessions Chg.	Daily Chg.	Last 5 Sessions Chg.	Last 10 Sessions Chg.	Last 20 Sessions Chg.	Daily Chg.	Last 5 Sessions Chg.	Last 10 Sessions Chg.	Last 20 Sessions Chg.
QNCD	18,230	290,338	274,707	79,265	-5,833	-2,018	-2,018	-2,018	-12,397	-288,320	-272,689	-77,247
IOCD	332,128	1,198,709	1,454,094	-5,337,873	0	15,562	14,447	-248,281	-332,128	-1,214,271	-1,468,541	5,586,154
QIGD	27,192	989,665	851,883	1,939,633	0	0	-28,727	1,352	-27,192	-989,665	-823,156	-1,940,985
QEWS	114,181	134,858	129,269	-317,526	0	-17,300	-16,658	-358	-114,181	-117,558	-112,611	317,884
AHCS	210,523	-19,265	-526,597	-1,679,395	0	-18,615	-4,115	-4,115	-210,523	37,880	530,712	1,683,510
GISS	-2,842,193	-995,441	-7,089,369	-7,640,421	50,084	-32,409	-90,888	-148,133	2,792,109	1,027,850	7,180,257	7,788,554
MPHC	394,442	5,905,930	7,033,450	8,261,916	-128,333	-91,667	-320,612	-258,379	-266,109	-5,814,263	-6,712,838	-8,003,537
IGRD	257,154	1,073,821	881,789	1,391,575	-24,051	7,097	-33,298	221,585	-233,103	-1,080,918	-848,491	-1,613,160
QAMC	-505,829	3,586,318	678,697	-7,981,168	-231,948	68,790	-23,291	-188,855	737,777	-3,655,108	-655,406	8,170,023
QATI	4,400,765	611,920	2,004,554	2,854,375	0	0	-54,091	-95,000	-4,400,765	-611,920	-1,950,463	-2,759,375
DOHI	0	139,432	-590,639	-1,048,843	0	64,999	194,999	480,999	0	-204,431	395,640	567,844
QGRI	0	29,384	-986,342	-1,010,728	0	-24,436	1,160,968	1,205,404	0	-4,948	-174,626	-194,676
AKHI	178,447	-262,350	-297,121	-316,117	0	26,100	-604	-39,650	-178,447	236,250	297,725	355,767
QISI	-1,350	-461	39,176	10,737	0	0	0	0	1,350	461	-39,176	-10,737
BEMA	0	-18,978	-29,303	-2,966	0	0	0	0	0	18,978	29,303	2,966
QLMI	26,000	12,661	-41,013	-265,503	0	0	-4,824	19,332	-26,000	-12,661	45,837	246,171
UDCD	24,889	-61,336	-1,337,029	-5,234,808	4,000	7,650	7,650	1,074,531	-28,889	53,686	1,329,379	4,160,277
BRES	47,442	483,234	839,308	2,846,176	255	-24,843	-50,980	-66,559	-47,697	-458,391	-788,328	-2,779,617
ERES	137,716	-1,379,726	-2,787,002	-1,899,381	6,046	222,597	93,067	445,569	-143,762	1,157,129	2,693,935	1,453,812
MRDS	902,823	488,149	-5,730,441	-3,151,482	-70,496	-635,820	-474,276	-299,466	-832,327	147,671	6,204,717	3,450,948
ORDS	699,670	267,328	165,487	649,060	-1,896	0	0	-5,406	-697,774	-267,328	-165,487	-643,654
VFQS	-1,013,186	-2,557,487	-4,044,270	-9,634,267	-3,221	0	14,304	134,271	1,016,407	2,557,487	4,029,966	9,499,996
QNNS	164,379	185,743	363,777	11,950	-21,583	-15,417	-15,417	-15,417	-142,796	-170,326	-348,360	3,467
GWCS	27,401	47,588	-393,187	283,154	0	0	-288	39,712	-27,401	-47,588	393,475	-322,866
QGTS	918,724	1,046,092	4,254,789	11,894,983	-106,720	-106,410	-53,367	428,339	-812,004	-939,682	-4,201,422	-12,323,322

Trading values by nationality for the last Session

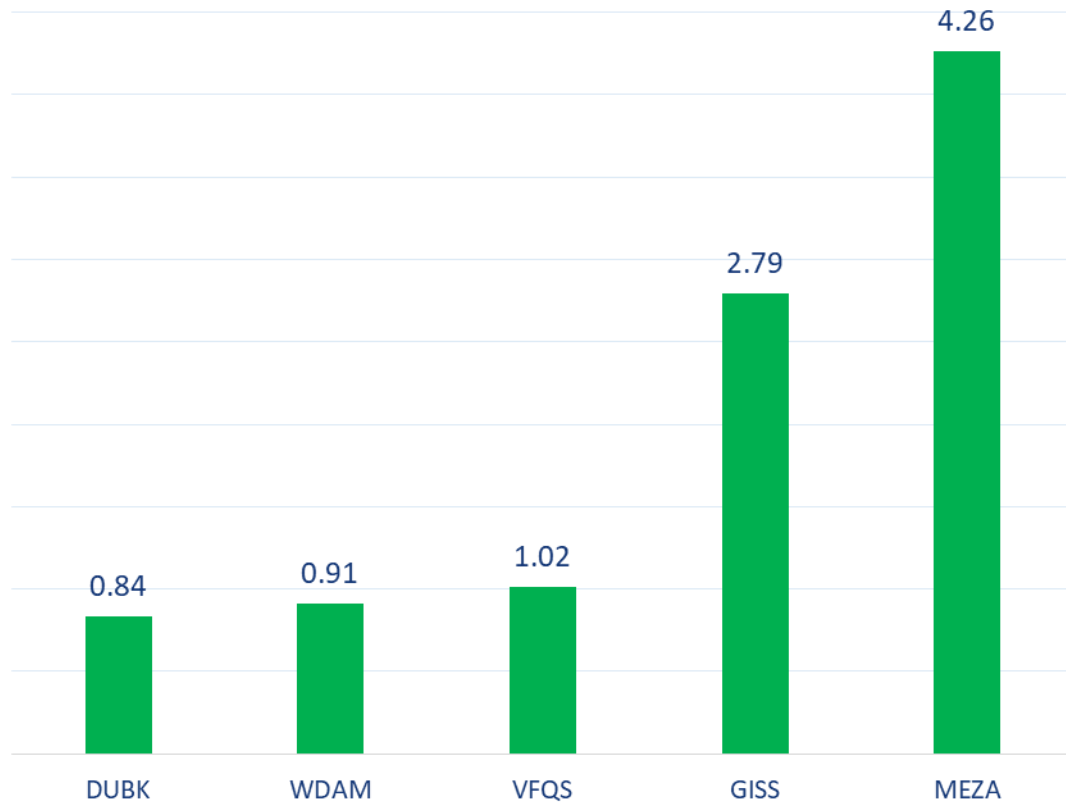
Nationality	Purchasing Value	Selling Value	Difference
Qataris	244.39	225.51	18.88
GCC	15.05	11.79	3.26
Arab	52.52	43.79	8.73
Foreigners	61.58	92.45	-30.87
Total	373.53	373.53	0

In million QAR

Trading by nationality for the last Session

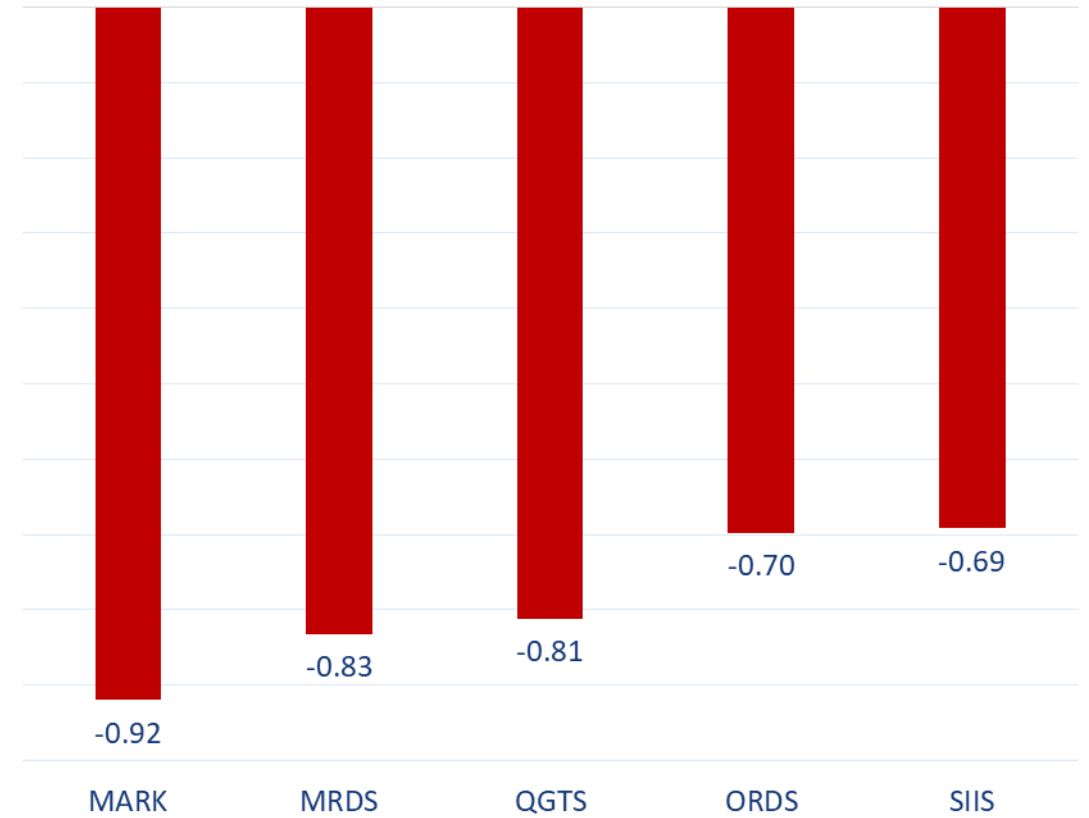
Nationality	Buy %	Sell %	Net
Qataris	65.43%	60.37%	5.1%
GCC	4.03%	3.16%	0.9%
Arab	14.06%	11.72%	2.3%
Foreigners	16.49%	24.75%	-8.3%

Top 5 Companies bought (net) by **Foreigners** in the last session



In million shares

Top 5 Companies sold (net) by **Foreigners** in the last session



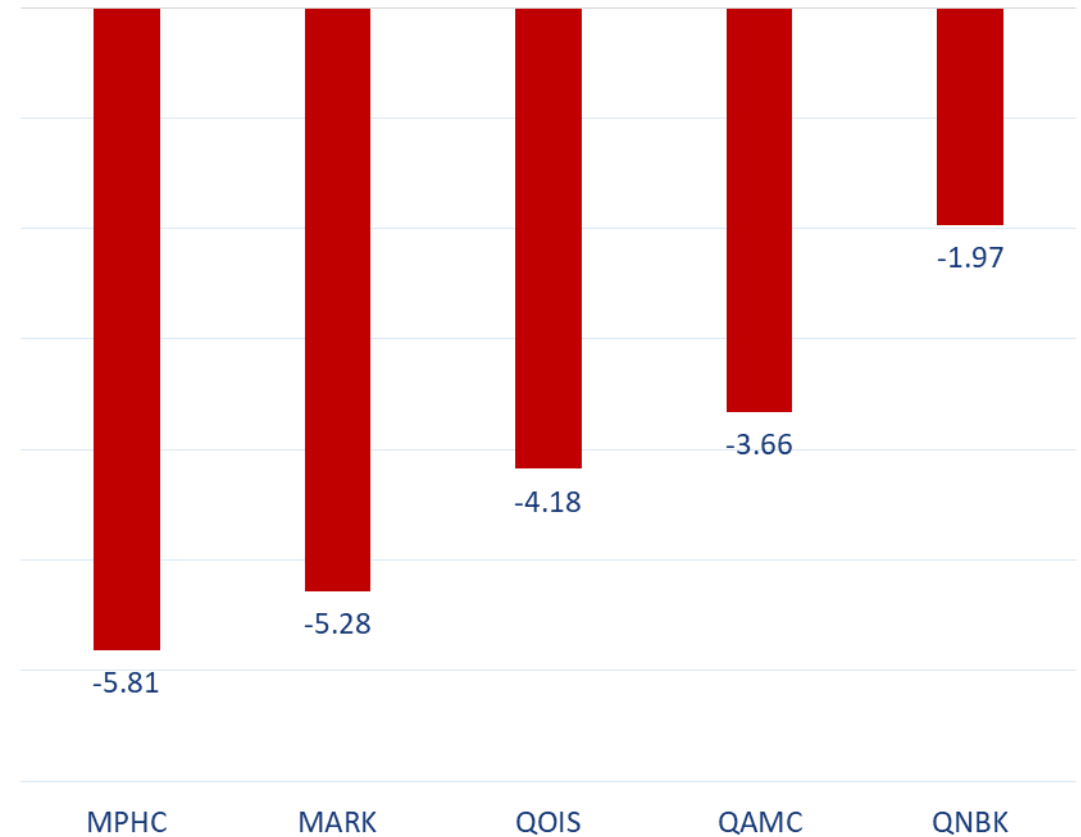
In million shares

Top 5 Companies bought (net) by **Foreigners** over the last week



In million shares

Top 5 Companies sold (net) by **Foreigners** over the last week



In million shares



The figures represent a change in the number of shares.

Daily Change: The net change between 28th and 27th of August trading sessions

Change for the last 5 sessions: The total daily net change for the last 5 sessions.


Change for the last 10 sessions: The total daily net change for the last 10 sessions.

Change for the last 20 sessions: The total daily net change for the last 20 sessions.

DISCLAIMER:

The information contained was obtained from various public sources believed to be reliable, but we do not guarantee its accuracy. Wasata Financial Securities makes no representations or warranties (express or implied) regarding the data and information provided and Wasata Financial Securities does not represent that the information content of this document is complete, or free from any error, not misleading, or fit for any particular purpose. This report document provides general information only. Neither the information nor any opinion expressed constitutes an offer or an invitation to make an offer, to buy or sell any securities or other investment products related to such securities or investments.

This report document contained is subject to change without prior notice. Wasata assumes no responsibility to update the information in this report document.



Prepared by Financial Advisory Department


وساطة
WASATA
للأوراق المالية
FINANCIAL SECURITIES

+974 44498880

ramzi.qasmieh@Wasata.qa