



Daily Report for Ownership Changes

29th of August 2023 Session

									29-Aug			
Company	Qatari				GCC				Foreigners			
	Daily Chg.	Last 5 Sessions Chg.	Last 10 Sessions Chg.	Last 20 Sessions Chg.	Daily Chg.	Last 5 Sessions Chg.	Last 10 Sessions Chg.	Last 20 Sessions Chg.	Daily Chg.	Last 5 Sessions Chg.	Last 10 Sessions Chg.	Last 20 Sessions Chg.
QNBK	120,151	1,604,857	2,468,031	3,093,677	-8,199	128,850	344,209	310,462	-111,952	-1,733,707	-2,812,240	-3,404,139
QIBK	272,512	451,220	665,607	1,850,606	25	25	-52,856	-6,916	-272,537	-451,245	-612,751	-1,843,690
CBQK	-179,406	843,897	2,347,212	4,924,590	29,025	39,186	121,243	160,719	150,381	-883,083	-2,468,455	-5,085,309
DHBK	-545,659	-904,446	2,314,697	-3,401,830	16,239	198,065	-5,050	79,722	529,420	706,381	-2,309,647	3,322,108
ABQK	-451	-703	-3,503	1,046	0	0	0	0	451	703	3,503	-1,046
QIIK	53,423	374,269	100,685	-54,239	0	5,000	10,000	10,000	-53,423	-379,269	-110,685	44,239
MARK	-544,440	4,683,487	6,544,088	16,889,358	64,669	133,754	152,725	-182,059	479,771	-4,817,241	-6,696,813	-16,707,299
DUBK	-1,259,473	-5,721,962	-12,678,116	-33,417,488	0	-12,303	2,238	4,264	1,259,473	5,734,265	12,675,878	33,413,224
QFBO	-17,853	-23,350	281,334	79,454	0	0	-681,236	-1,227,537	17,853	23,350	399,902	1,148,083
NLCS	-4,387,679	-5,779,105	-11,121,850	-8,254,506	44,449	-167,392	35,435	40,716	4,343,230	5,946,497	11,086,415	8,213,790
DBIS	15,323	666,724	162,430	4,662,940	0	-6,666	-118,352	-860,065	-15,323	-660,058	-44,078	-3,802,875
QOIS	-46,075	3,028,933	6,122,591	9,314,673	0	52,077	43,300	-330,027	46,075	-3,081,010	-6,165,891	-8,984,646
IHGS	-4,043	-344,305	-121,781	-415,989	0	6,281	2,071	-12,929	4,043	338,024	119,710	428,918
ZHCD	188	-1,074	-13,203	-15,184	0	0	0	-4,700	-188	1,074	13,203	19,884
QGMG	97,943	706,385	90,183	1,012,079	-12,911	-10,947	-81,732	-30,395	-85,032	-695,438	-8,451	-981,684
SIIS	-46,367	-1,669,218	-5,857,760	-5,909,176	-391,140	-322,827	-311,062	149,621	437,507	1,992,045	6,168,822	5,759,555
BLDN	-624,302	792,151	-312,845	839,300	0	-6,023	-114,587	-37,154	624,302	-786,128	427,432	-802,146
MCGS	129,901	501,831	728,769	910,593	0	-117,250	-205,860	-206,000	-129,901	-384,581	-522,909	-704,593
QCFS	0	0	-5,069	3,846	0	0	0	0	0	0	5,069	-3,846
QFLS	4,726	352,612	540,234	1,255,732	0	-1,940	-3,327	-43,560	-4,726	-350,672	-536,907	-1,212,172
WDAM	258,711	196,000	603,461	-29,614	-51,226	-113,519	-141,993	-237,991	-207,485	-82,481	-461,468	267,605
MCCS	-80,968	-207,674	132,283	-311,846	0	-57,308	-174,850	-186,750	80,968	264,982	42,567	498,596
MERS	-19,121	2,734	-32,963	-93,351	0	140	140	3,848	19,121	-2,874	32,823	89,503
MEZA	-1,815,027	-24,169,908			39,039	170,971			1,775,988	23,998,937		
QIMD	0	262,838	322,815	224,933	0	-45,197	-45,197	-9,520	0	-217,641	-277,618	-215,413

									29-Aug			
Company	Qatari				GCC				Foreigners			
	Daily Chg.	Last 5 Sessions Chg.	Last 10 Sessions Chg.	Last 20 Sessions Chg.	Daily Chg.	Last 5 Sessions Chg.	Last 10 Sessions Chg.	Last 20 Sessions Chg.	Daily Chg.	Last 5 Sessions Chg.	Last 10 Sessions Chg.	Last 20 Sessions Chg.
QNCD	311,936	290,338	274,707	79,265	0	-2,018	-2,018	-2,018	-311,936	-288,320	-272,689	-77,247
IQCD	-98,233	1,198,709	1,454,094	-5,337,873	-700	15,562	14,447	-248,281	98,933	-1,214,271	-1,468,541	5,586,154
QIGD	134,897	989,665	851,883	1,939,633	-20,340	0	-28,727	1,352	-114,557	-989,665	-823,156	-1,940,985
QEWS	28,258	134,858	129,269	-317,526	0	-17,300	-16,658	-358	-28,258	-117,558	-112,611	317,884
AHCS	244,174	-19,265	-526,597	-1,679,395	0	-18,615	-4,115	-4,115	-244,174	37,880	530,712	1,683,510
GISS	-974,804	-995,441	-7,089,369	-7,640,421	-56,456	-32,409	-90,888	-148,133	1,031,260	1,027,850	7,180,257	7,788,554
MPHC	1,158,356	5,905,930	7,033,450	8,261,916	0	-91,667	-320,612	-258,379	-1,158,356	-5,814,263	-6,712,838	-8,003,537
IGRD	-555,759	1,073,821	881,789	1,391,575	-513,445	7,097	-33,298	221,585	1,069,204	-1,080,918	-848,491	-1,613,160
QAMC	461,246	3,586,318	678,697	-7,981,168	-34,676	68,790	-23,291	-188,855	-426,570	-3,655,108	-655,406	8,170,023
QATI	4,843,126	611,920	2,004,554	2,854,375	0	0	-54,091	-95,000	-4,843,126	-611,920	-1,950,463	-2,759,375
DOHI	45,065	139,432	-590,639	-1,048,843	-13,065	64,999	194,999	480,999	-32,000	-204,431	395,640	567,844
QGRI	0	29,384	-986,342	-1,010,728	0	-24,436	1,160,968	1,205,404	0	-4,948	-174,626	-194,676
AKHI	602,196	-262,350	-297,121	-316,117	0	26,100	-604	-39,650	-602,196	236,250	297,725	355,767
QISI	-1,557	-461	39,176	10,737	0	0	0	0	1,557	461	-39,176	-10,737
BEMA	0	-18,978	-29,303	-2,966	0	0	0	0	0	18,978	29,303	2,966
QLMI	-1,200	12,661	-41,013	-265,503	0	0	-4,824	19,332	1,200	-12,661	45,837	246,171
UDCD	1,054,683	-61,336	-1,337,029	-5,234,808	0	7,650	7,650	1,074,531	-1,054,683	53,686	1,329,379	4,160,277
BRES	273,287	483,234	839,308	2,846,176	5,670	-24,843	-50,980	-66,559	-278,957	-458,391	-788,328	-2,779,617
ERES	1,283,309	-1,379,726	-2,787,002	-1,899,381	-6,500	222,597	93,067	445,569	-1,276,809	1,157,129	2,693,935	1,453,812
MRDS	41,817	488,149	-5,730,441	-3,151,482	22,811	-635,820	-474,276	-299,466	-64,628	147,671	6,204,717	3,450,948
ORDS	700,823	267,328	165,487	649,060	0	0	0	-5,406	-700,823	-267,328	-165,487	-643,654
VFQS	-2,797,914	-2,557,487	-4,044,270	-9,634,267	0	0	14,304	134,271	2,797,914	2,557,487	4,029,966	9,499,996
QNNS	551,644	185,743	363,777	11,950	0	-15,417	-15,417	-15,417	-551,644	-170,326	-348,360	3,467
GWCS	236,377	47,588	-393,187	283,154	0	0	-288	39,712	-236,377	-47,588	393,475	-322,866
QGTS	1,290,261	1,046,092	4,254,789	11,894,983	-34,320	-106,410	-53,367	428,339	-1,255,941	-939,682	-4,201,422	-12,323,322

Trading values by nationality for the last Session

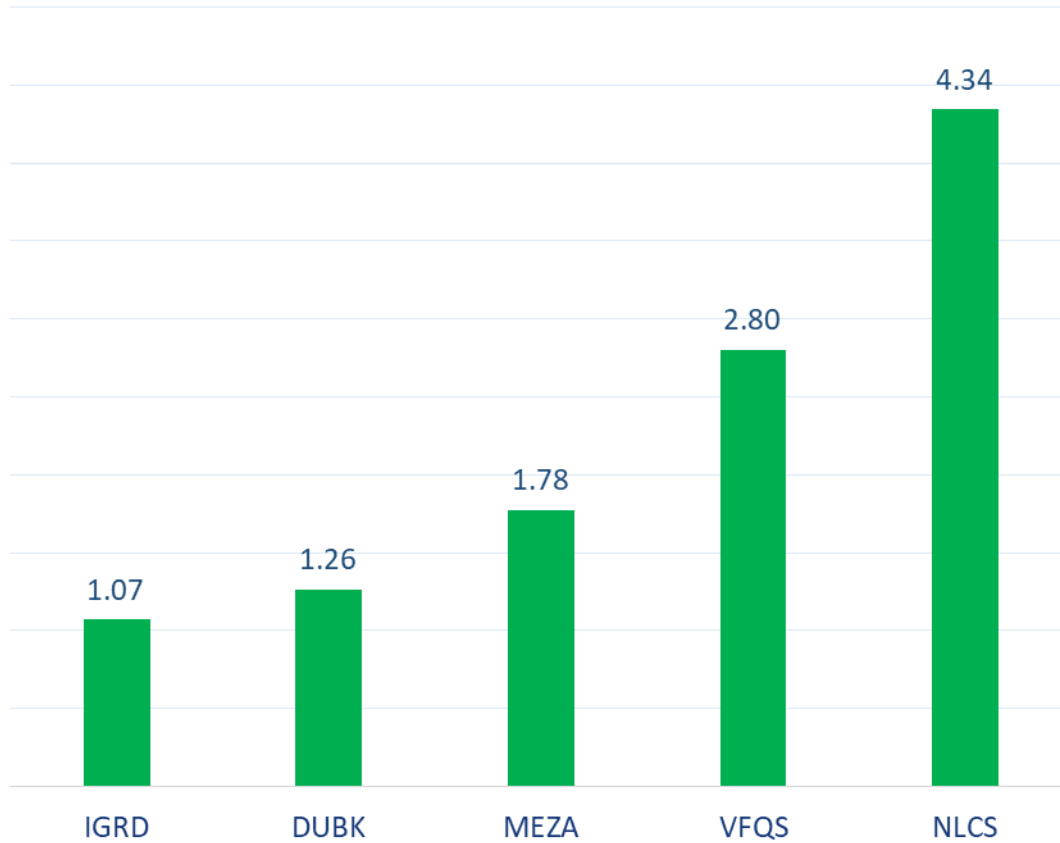
Nationality	Purchasing Value	Selling Value	Difference
Qataris	377.55	354.43	23.12
GCC	13.59	29.65	-16.05
Arab	91.37	78.47	12.89
Foreigners	106.52	126.48	-19.96
Total	589.03	589.03	0

In million QAR

Trading by nationality for the last Session

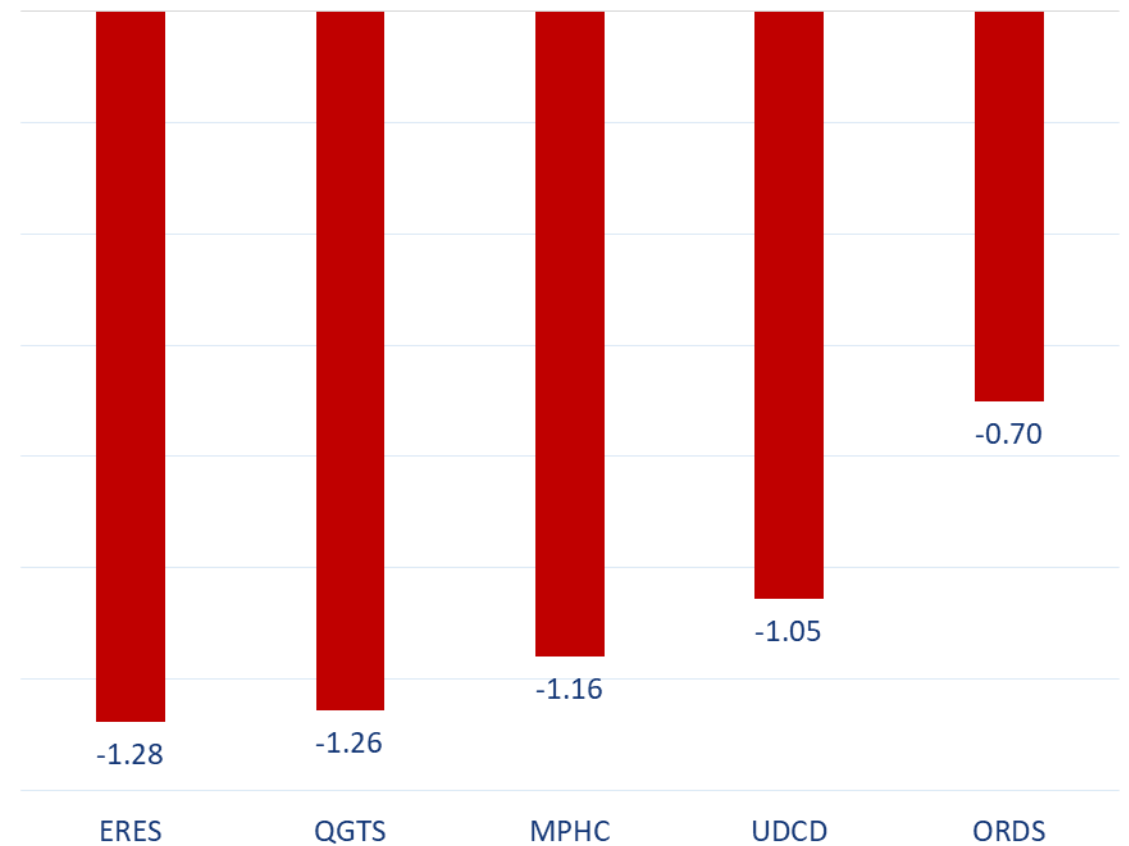
Nationality	Buy %	Sell %	Net
Qataris	64.10%	60.17%	3.9%
GCC	2.31%	5.03%	-2.7%
Arab	15.51%	13.32%	2.2%
Foreigners	18.09%	21.47%	-3.4%

Top 5 Companies bought (net) by **Foreigners** in the last session



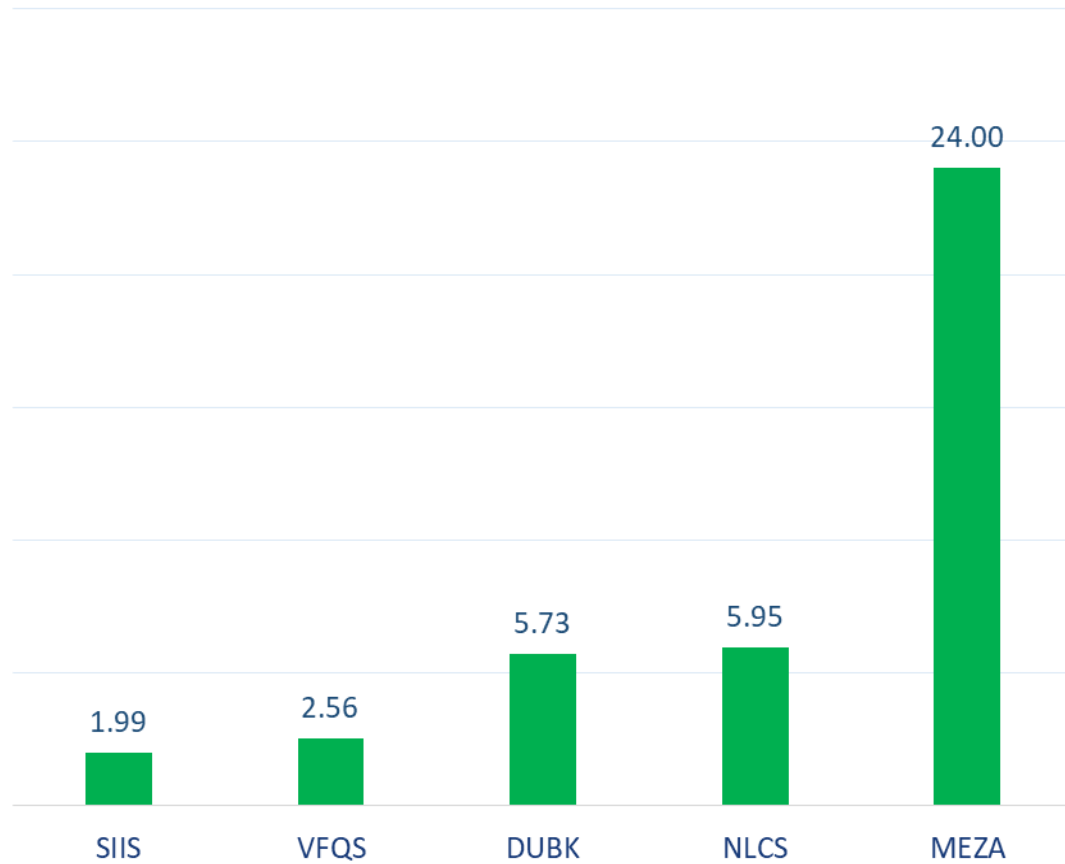
In million shares

Top 5 Companies sold (net) by **Foreigners** in the last session



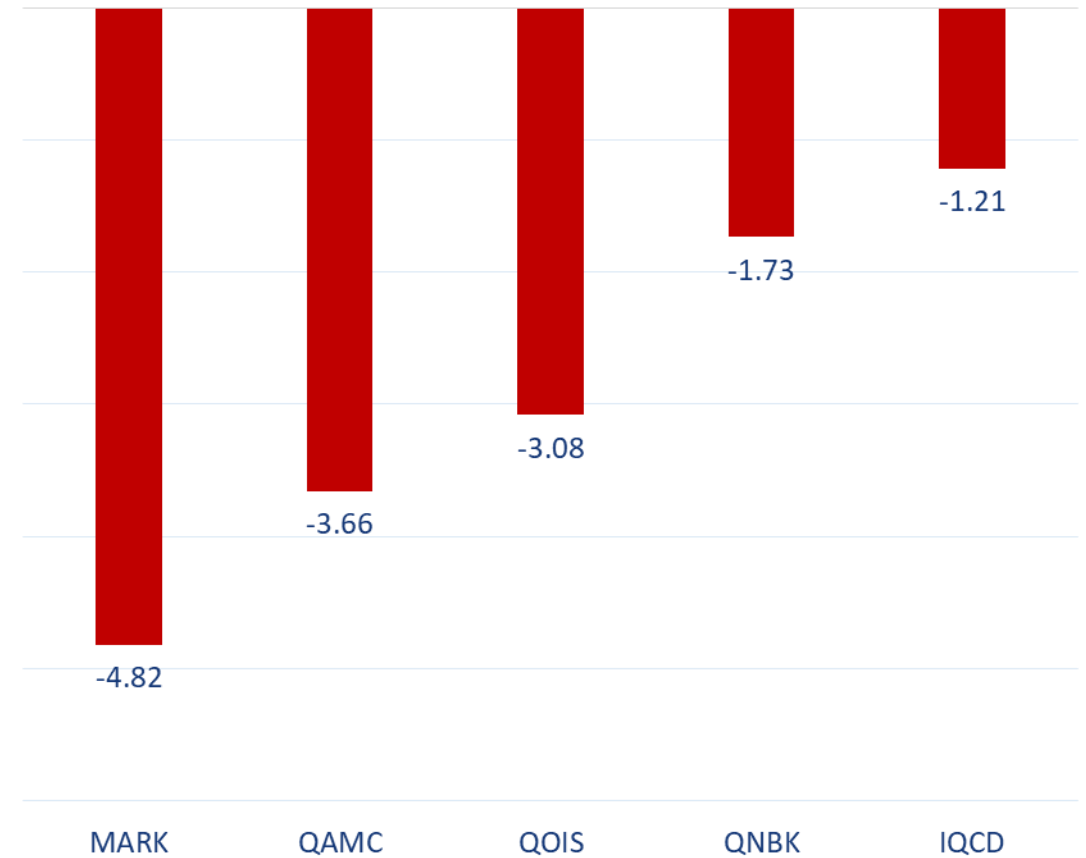
In million shares

Top 5 Companies bought (net) by **Foreigners** over the last week



In million shares

Top 5 Companies sold (net) by **Foreigners** over the last week



In million shares



The figures represent a change in the number of shares.

Daily Change: The net change between 29th and 28th of August trading sessions

Change for the last 5 sessions: The total daily net change for the last 5 sessions.


Change for the last 10 sessions: The total daily net change for the last 10 sessions.

Change for the last 20 sessions: The total daily net change for the last 20 sessions.

DISCLAIMER:

The information contained was obtained from various public sources believed to be reliable, but we do not guarantee its accuracy. Wasata Financial Securities makes no representations or warranties (express or implied) regarding the data and information provided and Wasata Financial Securities does not represent that the information content of this document is complete, or free from any error, not misleading, or fit for any particular purpose. This report document provides general information only. Neither the information nor any opinion expressed constitutes an offer or an invitation to make an offer, to buy or sell any securities or other investment products related to such securities or investments.

This report document contained is subject to change without prior notice. Wasata assumes no responsibility to update the information in this report document.



Prepared by Financial Advisory Department


للأوراق المالية
FINANCIAL SECURITIES

+974 44498880

ramzi.qasmieh@Wasata.qa