



Daily Report for Ownership Changes

3rd of August 2023 Session

Company	3-Aug											
	Qatari				GCC				Foreigners			
	Daily Chg.	Last 5 Sessions Chg.	Last 10 Sessions Chg.	Last 20 Sessions Chg.	Daily Chg.	Last 5 Sessions Chg.	Last 10 Sessions Chg.	Last 20 Sessions Chg.	Daily Chg.	Last 5 Sessions Chg.	Last 10 Sessions Chg.	Last 20 Sessions Chg.
QNBK	-169,636	-2,818,300	-2,593,197	230,439	-28,247	-148,175	-84,388	-135,145	197,883	2,966,475	2,677,585	-95,294
QIBK	818,952	210,475	-1,226,801	-6,638,969	54,407	33,482	24,104	11,393	-873,359	-243,957	1,202,697	6,627,576
CBQK	292,686	-899,860	-9,740,224	-12,306,281	938	-34,062	-583,600	-330,661	-293,624	933,922	10,323,824	12,636,942
DHBK	54,893	-3,450,132	304,290	-1,460,795	-100,552	-114,904	88,002	3,448	45,659	3,565,036	-392,292	1,457,347
ABQK	0	4,549	4,489	7,489	0	0	0	0	0	-4,549	-4,489	-7,489
QIIK	137,827	-987,309	-944,583	-1,578,464	0	122,765	200,000	198,450	-137,827	864,544	744,583	1,380,014
MARK	1,853,626	-4,406,030	-7,161,709	1,316,826	-14,100	19,844	-2,859	34,646	-1,839,526	4,386,186	7,164,568	-1,351,472
DUBK	-1,427,111	-12,391,171	-18,558,215	-31,950,252	0	-8,234	-3,189	-39,953	1,427,111	12,399,405	18,561,404	31,990,205
QFBO	-68,462	-2,896,979	-123,743	842,556	0	50,716	50,716	-388,550	68,462	2,846,263	73,027	-454,006
NLCS	1,028,796	3,557,352	-2,396,232	-4,677,699	0	69,881	-103,593	-94,367	-1,028,796	-3,627,233	2,499,825	4,772,066
DBIS	30,000	-36,839	-318,788	-1,125,707	0	7,675	-7,304	-24,130	-30,000	29,164	326,092	1,149,837
QOIS	145,666	-9,215,122	-4,715,118	-2,817,692	18,740	115,135	-38,580	-338,206	-164,406	9,099,987	4,753,698	3,155,898
IHGS	-50,016	36,561	-1,496,894	-1,666,025	0	15,000	11,053	15,000	50,016	-51,561	1,485,841	1,651,025
ZHCD	0	8,314	-936	4,040	0	0	0	0	0	-8,314	936	-4,040
QGMG	86,882	105,344	3,103,273	2,926,402	-38,654	-31,542	-269,185	-396,783	-48,228	-73,802	-2,834,088	-2,529,619
SIIS	563,894	2,631,907	-3,991,795	-1,238,432	-344,846	-586,587	89,637	-855,026	-219,048	-2,045,320	3,902,158	2,093,458
BLDN	-362,468	199,806	-4,345,332	-4,461,687	0	67,023	57,023	63,716	362,468	-266,829	4,288,309	4,397,971
MCGS	-5,160	-60,542	83,543	140,627	-140	4,860	4,860	6,860	5,300	55,682	-88,403	-147,487
QCFS	0	0	0	179	0	0	0	0	0	0	0	-179
QFLS	134,408	-126,654	213,362	147,546	88	-75,913	-77,403	-77,419	-134,496	202,567	-135,959	-70,127
WDAM	-16,773	-923,380	-3,092,784	-4,840,543	843	-75,119	124,411	32,270	15,930	998,499	2,968,373	4,808,273
MCCS	33,090	-236,826	-529,555	-494,188	0	294,000	355,035	405,035	-33,090	-57,174	174,520	89,153
MERS	452	-2,398	72,285	-141,572	0	300	650	1,345	-452	2,098	-72,935	140,227
QIMD	1,224	-7,662	-143,448	-134,511	0	35,677	44,600	50,000	-1,224	-28,015	98,848	84,511
QNCD	16,615	-297,453	-404,060	-404,713	0	0	0	12	-16,615	297,453	404,060	404,701

									3-Aug			
Company	Qatari				GCC				Foreigners			
	Daily Chg.	Last 5 Sessions Chg.	Last 10 Sessions Chg.	Last 20 Sessions Chg.	Daily Chg.	Last 5 Sessions Chg.	Last 10 Sessions Chg.	Last 20 Sessions Chg.	Daily Chg.	Last 5 Sessions Chg.	Last 10 Sessions Chg.	Last 20 Sessions Chg.
IQCD	-817,728	-3,626,782	-9,832,114	-14,327,170	0	-205,933	-231,752	-258,329	817,728	3,832,715	10,063,866	14,585,499
QIGD	696,661	972,822	-33,898	1,052,274	22,106	28,158	-6,262	-1,280,202	-718,767	-1,000,980	40,160	227,928
QEWS	105,871	30,583	-774,064	-2,162,130	17,000	17,000	17,000	16,000	-122,871	-47,583	757,064	2,146,130
AHCS	287,347	404,615	-936,800	-974,313	0	0	18,615	28,115	-287,347	-404,615	918,185	946,198
GISS	2,719,764	-2,735,207	-1,826,777	-12,008,352	0	60,534	-10,221	31,961	-2,719,764	2,674,673	1,836,998	11,976,391
MPHC	649,279	-1,869,713	-1,497,853	-3,204,624	46,865	16,253	42,375	31,991	-696,144	1,853,460	1,455,478	3,172,633
IGRD	50,949	1,158,672	2,603,670	1,844,004	0	-56,512	222,368	263,018	-50,949	-1,102,160	-2,826,038	-2,107,022
QAMC	779,929	-6,267,234	-6,335,845	-8,599,515	-194,527	-648,902	-490,562	-120,089	-585,402	6,916,136	6,826,407	8,719,604
QATI	45,992	616,097	903,766	-932,199	500	-36,500	19,700	58,500	-46,492	-579,597	-923,466	873,699
DOHI	39,884	-1,505	-48,095	192,573	0	0	0	-50	-39,884	1,505	48,095	-192,523
QGRI	-6,807	6,738	-175,053	-196,229	6,557	6,557	6,557	6,557	250	-13,295	168,496	189,672
AKHI	-260,509	-204,384	111,060	-290,763	0	-46,202	-400	-400	260,509	250,586	-110,660	291,163
QISI	1,079	-3,321	33,600	33,329	0	0	0	0	-1,079	3,321	-33,600	-33,329
BEMA	337	-5,842	-14,592	-17,170	0	0	0	0	-337	5,842	14,592	17,170
QLMI	-31,811	-133,902	-171,017	-262,984	24,156	24,156	24,156	74,156	7,655	109,746	146,861	188,828
UDCD	-655,467	-3,582,986	-4,207,998	-4,119,431	50,000	1,066,271	1,066,271	1,056,268	605,467	2,516,715	3,141,727	3,063,163
BRES	446,273	744,083	-2,057,837	2,107,073	0	15,000	-209,742	-199,434	-446,273	-759,083	2,267,579	-1,907,639
ERES	137,050	1,938,508	4,803,815	2,098,813	-500	51,467	-3,082	-3,916	-136,550	-1,989,975	-4,800,733	-2,094,897
MRDS	2,826,563	9,331,645	2,735,539	5,916,743	309	57,470	-525,445	399,320	-2,826,872	-9,389,115	-2,210,094	-6,316,063
ORDS	246,571	90,473	351,291	473,149	-6,280	-5,406	-5,406	-47,395	-240,291	-85,067	-345,885	-425,754
VFQS	193,604	-1,266,914	-4,561,966	-25,573,720	50,352	103,454	24,384	626,886	-243,956	1,163,460	4,537,582	24,946,834
QNNS	80,342	110,378	-40,938	120,517	0	0	-5,000	-5,000	-80,342	-110,378	45,938	-115,517
GWCS	-143,465	-30,272	798,461	2,730,454	0	40,000	42,938	42,938	143,465	-9,728	-841,399	-2,773,392
QGTS	2,791,942	3,621,794	1,127,048	1,610,122	301,560	282,730	258,410	134,800	-3,093,502	-3,904,524	-1,385,458	-1,744,919

Insider Traders for the last Week

Company	Buy	Sell	Net
QGTS	367,471	0	367,471
GISS	250,000	0	250,000
MPHC	120,897	50,000	70,897
MARK	60,000	0	60,000
BRES	50,000	0	50,000
UDCD	50,000	0	50,000
MKDM	38,306	0	38,306
IQCD	50,821	40,000	10,821
WDAM	0	470	-470
QIMD	0	894,038	-894,038
MHAR	0	1,241,958	-1,241,958

Trading values by nationality for the last Week

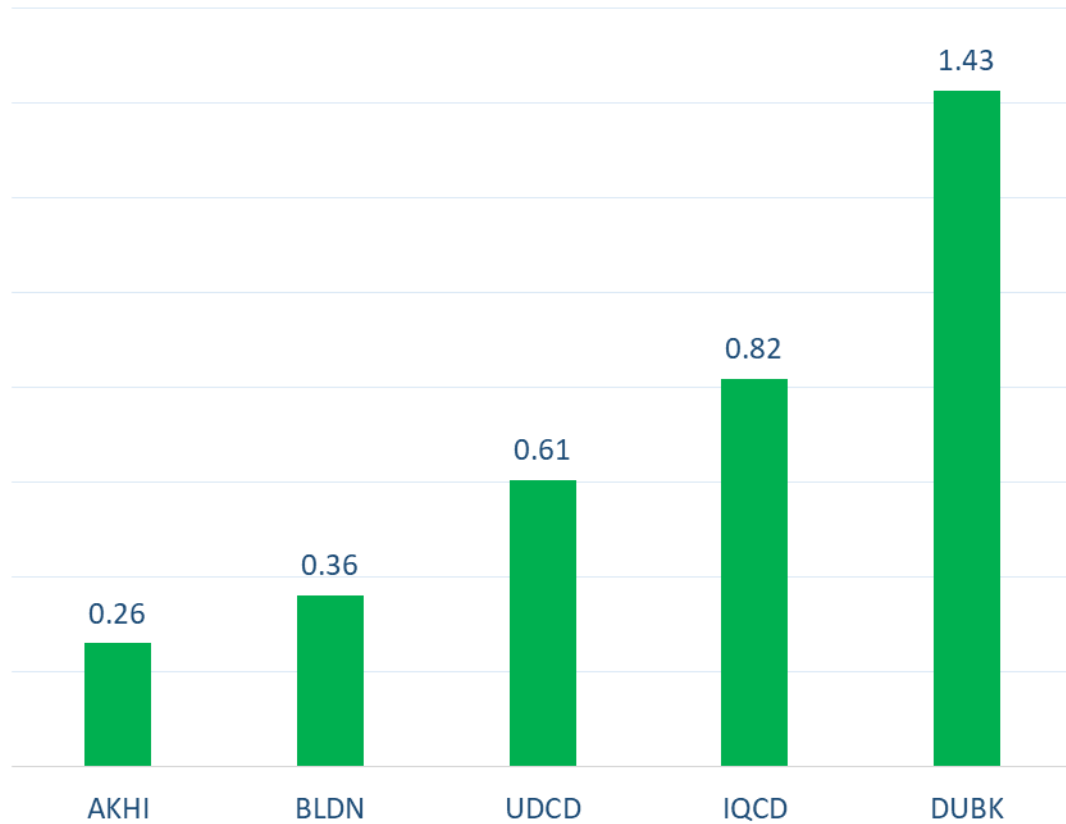
Nationality	Purchasing Value	Selling Value	Difference
Qataris	1,275.94	1,455.11	-179.17
GCC	136.33	80.56	55.77
Arab	282.85	302.70	-19.85
Foreigners	624.25	481.01	143.24
Total	2,319.37	2,319.37	0

In million QAR

Trading by nationality for the last Week

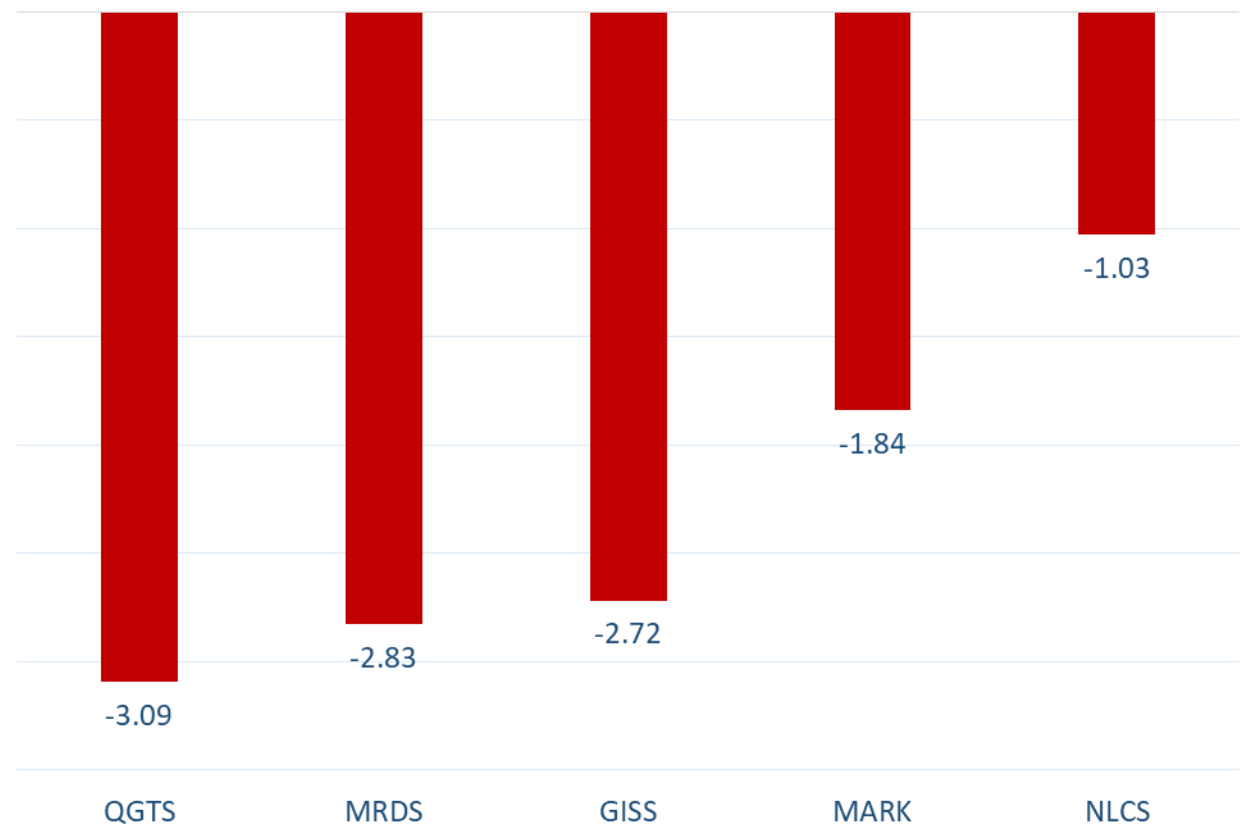
Nationality	Buy %	Sell %	Net
Qataris	55.02%	62.73%	-7.72%
GCC	5.88%	3.47%	2.41%
Arab	12.19%	13.05%	-0.86%
Foreigners	26.92%	20.74%	6.18%

Top 5 Companies bought (net) by **Foreigners** in the last session



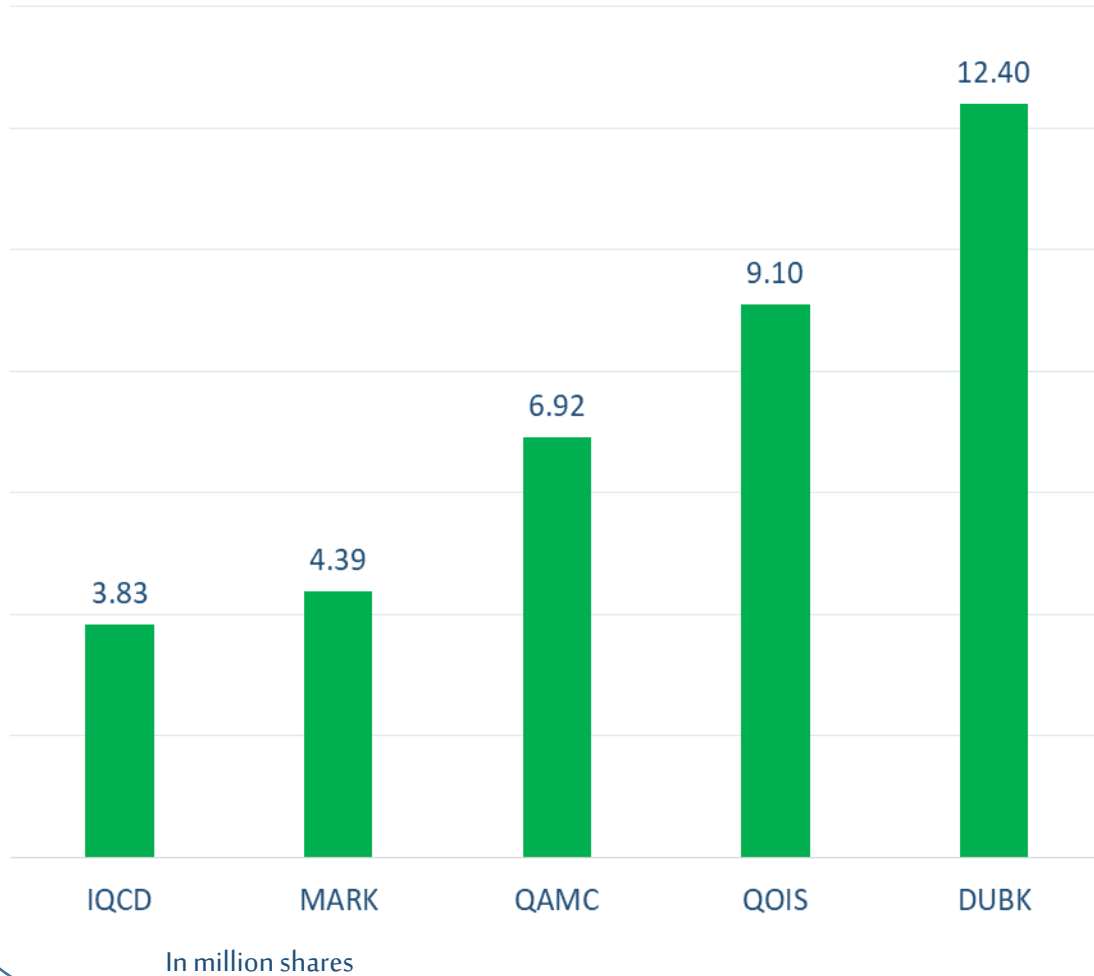
In million shares

Top 5 Companies sold (net) by **Foreigners** in the last session

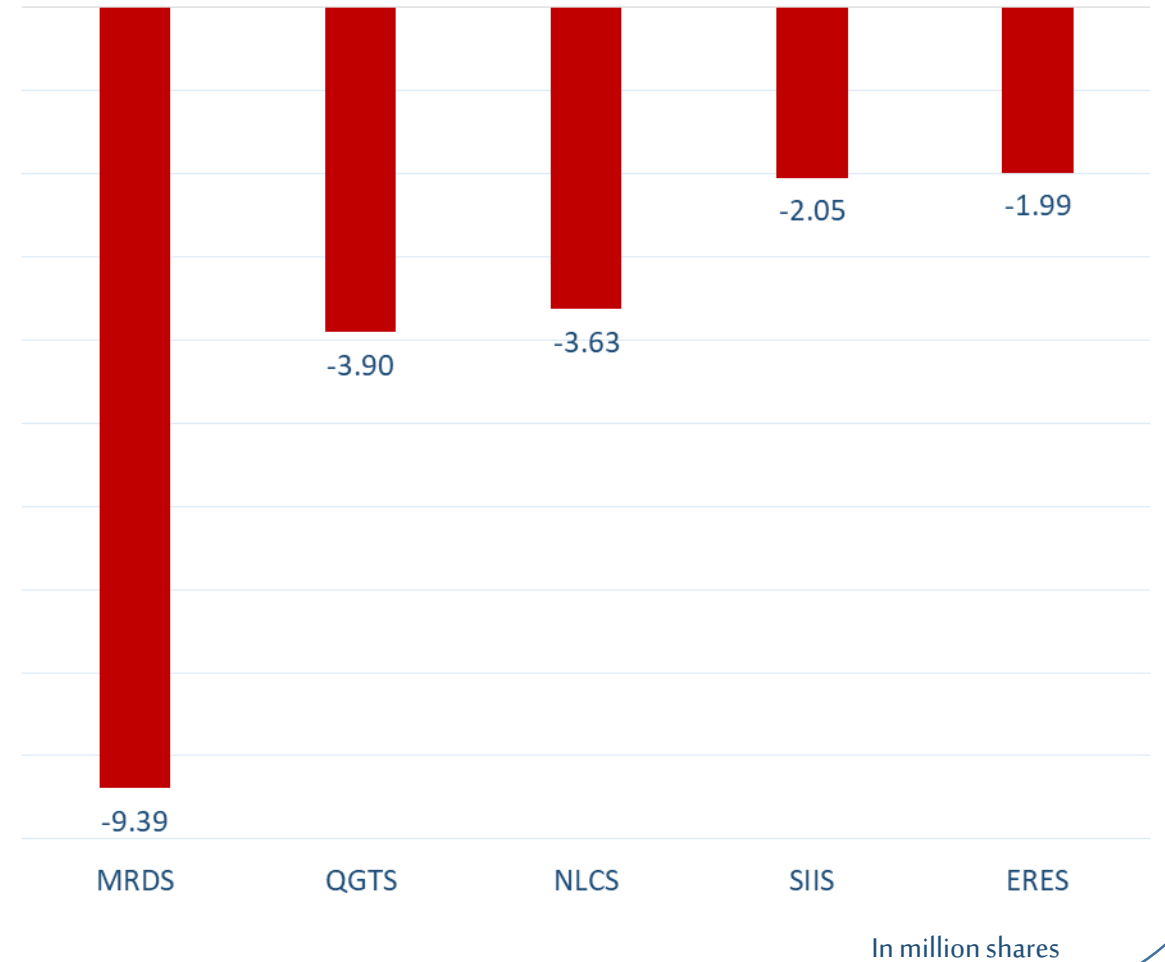


In million shares

Top 5 Companies bought (net) by **Foreigners** over the last week



Top 5 Companies sold (net) by **Foreigners** over the last week





The figures represent a change in the number of shares.

Daily Change: The net change between 3rd and 2nd of August trading sessions

Change for the last 5 sessions: The total daily net change for the last 5 sessions.

Change for the last 10 sessions: The total daily net change for the last 10 sessions.

Change for the last 20 sessions: The total daily net change for the last 20 sessions.

DISCLAIMER:

The information contained was obtained from various public sources believed to be reliable, but we do not guarantee its accuracy. Wasata Financial Securities makes no representations or warranties (express or implied) regarding the data and information provided and Wasata Financial Securities does not represent that the information content of this document is complete, or free from any error, not misleading, or fit for any particular purpose. This report document provides general information only. Neither the information nor any opinion expressed constitutes an offer or an invitation to make an offer, to buy or sell any securities or other investment products related to such securities or investments.

This report document contained is subject to change without prior notice. Wasata assumes no responsibility to update the information in this report document.



Prepared by Financial Advisory Department


وساطة
WASATA
للأوراق المالية
FINANCIAL SECURITIES

+974 44498880

ramzi.qasmieh@Wasata.qa