



## Daily Report for Ownership Changes

30<sup>th</sup> of August 2023 Session

									30-Aug			
Company	Qatari				GCC				Foreigners			
	Daily Chg.	Last 5 Sessions Chg.	Last 10 Sessions Chg.	Last 20 Sessions Chg.	Daily Chg.	Last 5 Sessions Chg.	Last 10 Sessions Chg.	Last 20 Sessions Chg.	Daily Chg.	Last 5 Sessions Chg.	Last 10 Sessions Chg.	Last 20 Sessions Chg.
QNBK	691,177	1,682,749	2,846,533	4,033,556	0	-8,349	277,040	260,462	-691,177	-1,674,400	-3,123,573	-4,294,018
QIBK	332,941	710,753	1,020,689	2,214,025	-1,230	-1,205	-54,086	-8,146	-331,711	-709,548	-966,603	-2,205,879
CBQK	432,347	637,099	2,364,890	4,983,975	9,281	40,462	154,648	170,000	-441,628	-677,561	-2,519,538	-5,153,975
DHBK	59,745	-1,371,829	2,576,229	-2,994,832	-97,700	100,365	-103,725	89,813	37,955	1,271,464	-2,472,504	2,905,019
ABQK	0	-703	-3,503	-3,503	0	0	0	0	0	703	3,503	3,503
QIJK	184,512	245,874	313,918	164,851	-11,620	-11,620	-1,620	-1,620	-172,892	-234,254	-312,298	-163,231
MARK	1,531,406	2,413,496	8,464,734	18,668,637	568	148,402	164,573	-167,111	-1,531,974	-2,561,898	-8,629,307	-18,501,526
DUBK	341,243	-3,136,112	-8,935,724	-31,190,938	-13,756	-13,756	-11,518	-9,492	-327,487	3,149,868	8,947,242	31,200,430
QFBQ	-64,129	-592,346	-10,559	425,107	8,222	722	-473,014	-1,228,645	55,907	591,624	483,573	803,538
NLCS	-1,102,453	-7,919,289	-13,012,390	-10,664,404	40,240	-126,552	80,175	90,956	1,062,213	8,045,841	12,932,215	10,573,448
DBIS	-350,913	-274,677	1,500,922	4,170,119	-4,106	-11,503	-96,689	-864,171	355,019	286,180	-1,404,233	-3,305,948
QOIS	-906,887	-43,331	5,322,571	6,908,654	-55,000	-2,923	-99,450	-100,700	961,887	46,254	-5,223,121	-6,807,954
IHGS	41,491	-14,624	10,545	-341,245	259	6,540	2,330	-12,670	-41,750	8,084	-12,875	353,915
ZHCD	-3,428	-5,390	-16,631	-25,412	0	0	0	300	3,428	5,390	16,631	25,112
QGMD	238,679	564,237	422,610	995,220	-1,000	-11,947	-122,463	-6,545	-237,679	-552,290	-300,147	-988,675
SIIS	-238,024	-884,207	-6,349,956	-4,885,230	344,615	2,741	171,902	73,821	-106,591	881,466	6,178,054	4,811,409
BLDN	-826,252	-102,014	-847,858	-1,383,896	4,712	4,712	-109,875	-32,442	821,540	97,302	957,733	1,416,338
MCGS	8,000	497,436	720,017	917,741	0	-117,250	-205,860	-206,000	-8,000	-380,186	-514,157	-711,741
QCFS	-291	-291	-5,360	3,555	0	0	0	0	291	291	5,360	-3,555
QFLS	173,488	460,061	955,619	1,470,013	0	-1,940	-3,327	-16,649	-173,488	-458,121	-952,292	-1,453,364
WDAM	-412,205	-750,543	157,915	244,850	-5,038	-93,557	-147,031	-259,429	417,243	844,100	-10,884	14,579
MCCS	48,813	-203,108	194,059	-338,668	0	-44,558	-174,850	-186,750	-48,813	247,666	-19,209	525,418
MERS	3,784	-1,611	529	-93,521	0	140	140	3,548	-3,784	1,471	-669	89,973
MEZA	-1,465,529	-25,635,437			9,798	180,769			1,455,731	25,454,668		
QIMD	0	7,843	322,815	224,933	0	-58,333	-45,197	-9,520	0	50,490	-277,618	-215,413

									30-Aug			
Company	Qatari				GCC				Foreigners			
	Daily Chg.	Last 5 Sessions Chg.	Last 10 Sessions Chg.	Last 20 Sessions Chg.	Daily Chg.	Last 5 Sessions Chg.	Last 10 Sessions Chg.	Last 20 Sessions Chg.	Daily Chg.	Last 5 Sessions Chg.	Last 10 Sessions Chg.	Last 20 Sessions Chg.
QNCD	152,425	475,943	274,707	79,265	0	-5,833	-2,018	-2,018	-152,425	-470,110	-272,689	-77,247
IQCD	-43,314	468,042	1,454,094	-5,337,873	500	9,250	14,447	-248,281	42,814	-477,292	-1,468,541	5,586,154
QIGD	-198,089	243,469	851,883	1,939,633	0	-20,340	-28,727	1,352	198,089	-223,129	-823,156	-1,940,985
QEWS	91,749	326,654	129,269	-317,526	0	-342	-16,658	-358	-91,749	-326,312	-112,611	317,884
AHCS	211,682	807,543	-526,597	-1,679,395	0	0	-4,115	-4,115	-211,682	-807,543	530,712	1,683,510
GISS	1,403,088	-4,860,412	-7,089,369	-7,640,421	105,286	39,264	-90,888	-148,133	-1,508,374	4,821,148	7,180,257	7,788,554
MPHC	515,495	4,252,286	7,033,450	8,261,916	5,757	-122,576	-320,612	-258,379	-521,252	-4,129,710	-6,712,838	-8,003,537
IGRD	-2,022,030	-3,629,471	881,789	1,391,575	0	-561,772	-33,298	221,585	2,022,030	4,191,243	-848,491	-1,613,160
QAMC	2,705,915	2,828,155	678,697	-7,981,168	119,935	-26,525	-23,291	-188,855	-2,825,850	-2,801,630	-655,406	8,170,023
QATI	5,201,895	13,938,197	2,004,554	2,854,375	0	0	-54,091	-95,000	-5,201,895	-13,938,197	-1,950,463	-2,759,375
DOHI	-934	37,643	-590,639	-1,048,843	440	-10,781	194,999	480,999	494	-26,862	395,640	567,844
QGRI	-50,000	-44,793	-986,342	-1,010,728	0	0	1,160,968	1,205,404	50,000	44,793	-174,626	-194,676
AKHI	-232,901	201,227	-297,121	-316,117	0	0	-604	-39,650	232,901	-201,227	297,725	355,767
QISI	23,985	16,614	39,176	10,737	0	0	0	0	-23,985	-16,614	-39,176	-10,737
BEMA	0	-7,900	-29,303	-2,966	0	0	0	0	0	7,900	29,303	2,966
QLMI	8,666	19,034	-41,013	-265,503	0	0	-4,824	19,332	-8,666	-19,034	45,837	246,171
UDCD	-387,116	850,581	-1,337,029	-5,234,808	0	-14,000	7,650	1,074,531	387,116	-836,581	1,329,379	4,160,277
BRES	296,384	1,029,321	839,308	2,846,176	0	9,925	-50,980	-66,559	-296,384	-1,039,246	-788,328	-2,779,617
ERES	-97,512	700,791	-2,787,002	-1,899,381	8,191	1,737	93,067	445,569	89,321	-702,528	2,693,935	1,453,812
MRDS	-5,139,423	-4,757,267	-5,730,441	-3,151,482	258,564	68,849	-474,276	-299,466	4,880,859	4,688,418	6,204,717	3,450,948
ORDS	79,176	2,025,288	165,487	649,060	0	9,512	0	-5,406	-79,176	-2,034,800	-165,487	-643,654
VFQS	1,323,069	-3,755,382	-4,044,270	-9,634,267	0	-40,425	14,304	134,271	-1,323,069	3,795,807	4,029,966	9,499,996
QNNS	804,920	1,546,209	363,777	11,950	0	-21,583	-15,417	-15,417	-804,920	-1,524,626	-348,360	3,467
GWCS	18,203	588,392	-393,187	283,154	0	0	-288	39,712	-18,203	-588,392	393,475	-322,866
QGTS	356,310	3,494,455	4,254,789	11,894,983	5,000	-97,874	-53,367	428,339	-361,310	-3,396,581	-4,201,422	-12,323,322

## Trading values by nationality for the last Session

Nationality	Purchasing Value	Selling Value	Difference
Qataris	394.49	345.55	48.94
GCC	23.29	8.25	15.04
Arab	72.59	73.77	-1.18
Foreigners	52.22	115.02	-62.80
Total	542.59	542.59	0

In million QAR

## Trading by nationality for the last Session

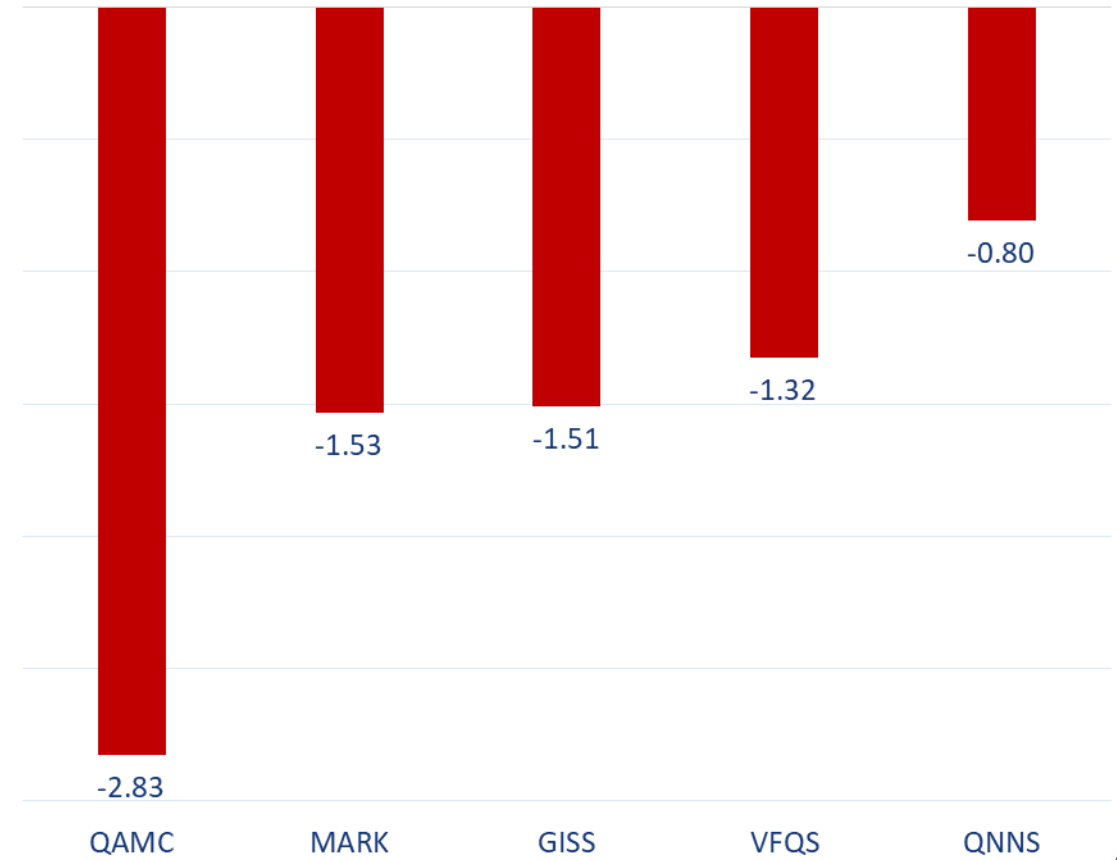
Nationality	Buy %	Sell %	Net
Qataris	72.71%	63.69%	9.0%
GCC	4.29%	1.52%	2.8%
Arab	13.38%	13.60%	-0.2%
Foreigners	9.62%	21.20%	-11.6%

Top 5 Companies bought (net) by **Foreigners** in the last session



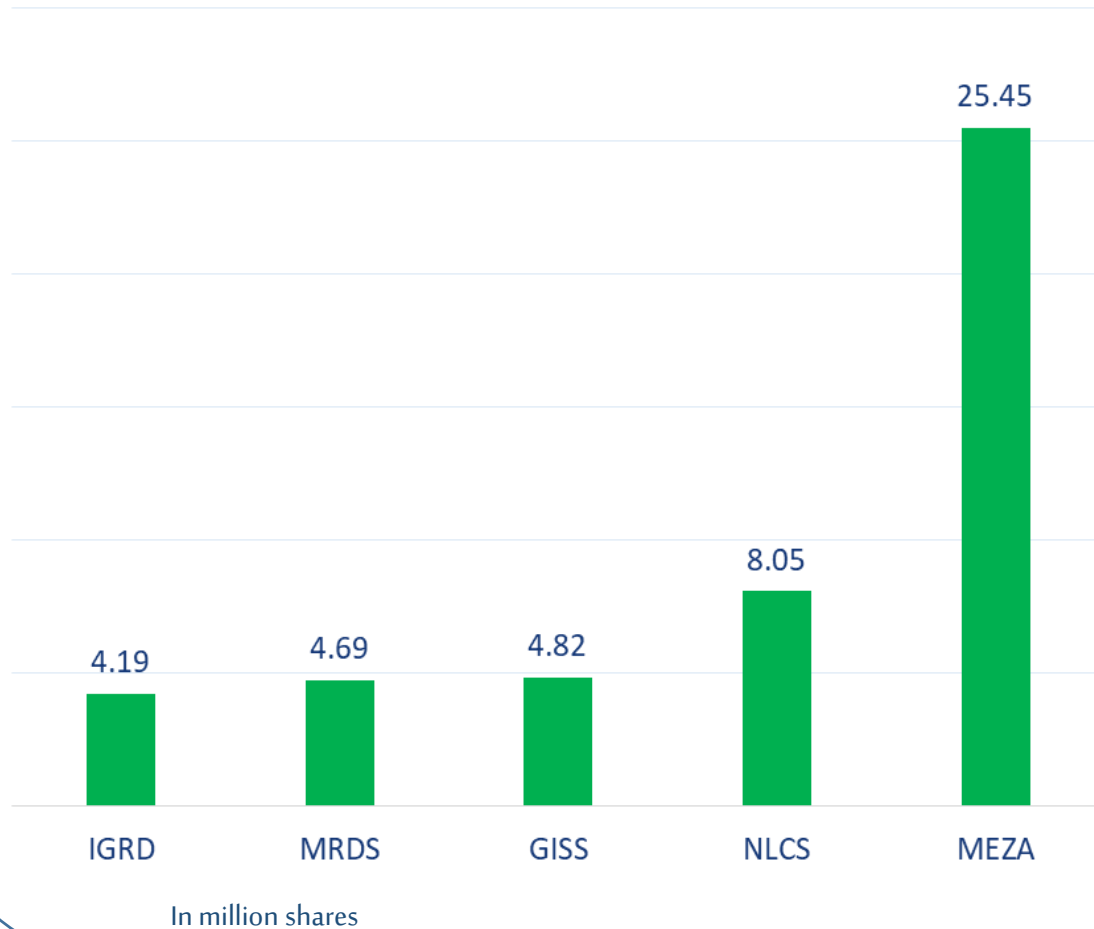
In million shares

Top 5 Companies sold (net) by **Foreigners** in the last session



In million shares

Top 5 Companies bought (net) by **Foreigners** over the last week



Top 5 Companies sold (net) by **Foreigners** over the last week





The figures represent a change in the number of shares.

Daily Change: The net change between 30<sup>th</sup> and 29<sup>th</sup> of August trading sessions

Change for the last 5 sessions: The total daily net change for the last 5 sessions.

Change for the last 10 sessions: The total daily net change for the last 10 sessions.


Change for the last 20 sessions: The total daily net change for the last 20 sessions.

## **DISCLAIMER:**

The information contained was obtained from various public sources believed to be reliable, but we do not guarantee its accuracy. Wasata Financial Securities makes no representations or warranties (express or implied) regarding the data and information provided and Wasata Financial Securities does not represent that the information content of this document is complete, or free from any error, not misleading, or fit for any particular purpose. This report document provides general information only. Neither the information nor any opinion expressed constitutes an offer or an invitation to make an offer, to buy or sell any securities or other investment products related to such securities or investments.

This report document contained is subject to change without prior notice. Wasata assumes no responsibility to update the information in this report document.





Prepared by Financial Advisory Department

  
للأوراق المالية  
FINANCIAL SECURITIES

+974 44498880

[ramzi.qasmieh@Wasata.qa](mailto:ramzi.qasmieh@Wasata.qa)