



Daily Report for Ownership Changes

6th of August 2023 Session

									6-Aug			
Company	Qatari				GCC				Foreigners			
	Daily Chg.	Last 5 Sessions Chg.	Last 10 Sessions Chg.	Last 20 Sessions Chg.	Daily Chg.	Last 5 Sessions Chg.	Last 10 Sessions Chg.	Last 20 Sessions Chg.	Daily Chg.	Last 5 Sessions Chg.	Last 10 Sessions Chg.	Last 20 Sessions Chg.
QNBK	2,032	-2,644,424	-2,722,068	241,107	0	-26,674	-103,345	11,552	-2,032	2,671,098	2,825,413	-252,659
QIBK	-103,432	262,809	-1,119,701	-6,555,572	1,911	35,393	32,538	13,304	101,521	-298,202	1,087,163	6,542,268
CBQK	-12,421	-704,276	-9,292,396	-12,186,425	0	-34,062	-583,600	-313,639	12,421	738,338	9,875,996	12,500,064
DHBK	-3,288,065	-6,855,147	-3,057,514	-4,493,058	210,319	95,415	378,833	287,252	3,077,746	6,759,732	2,678,681	4,205,806
ABQK	0	4,549	4,489	7,489	0	0	0	0	0	-4,549	-4,489	-7,489
QIIK	12,331	-686,548	-1,052,196	-1,528,148	0	0	200,000	198,450	-12,331	686,548	852,196	1,329,698
MARK	-408,304	-4,688,315	-7,036,153	1,110,814	-22,569	10,357	-22,452	6,020	430,873	4,677,958	7,058,605	-1,116,834
DUBK	36,531	-12,358,389	-18,914,329	-31,860,153	0	-2,800	-2,800	-39,953	-36,531	12,361,189	18,917,129	31,900,106
QFBQ	-418,020	-1,754,118	578,186	996,126	-447,968	-397,252	-397,252	-836,518	865,988	2,151,370	-180,934	-159,608
NLCS	-437,758	2,764,916	-2,174,912	-5,043,398	-14,550	116,271	-314,477	-88,447	452,308	-2,881,187	2,489,389	5,131,845
DBIS	5,105	-48,260	245,418	-1,058,220	0	7,675	-9,727	-24,130	-5,105	40,585	-235,691	1,082,350
QOIS	38,681	204,474	-6,255,998	-1,277,289	1,000	-93,247	-34,335	-337,206	-39,681	-111,227	6,290,333	1,614,495
IHGS	739	-73,007	-1,404,193	-1,748,266	0	5,000	-25,844	15,000	-739	68,007	1,430,037	1,733,266
ZHCD	0	9,329	-936	3,977	199	199	199	199	-199	-9,528	737	-4,176
QGMG	695,976	678,033	3,397,942	3,245,394	1,000	-63,395	-200,031	-484,154	-696,976	-614,638	-3,197,911	-2,761,240
SIIS	-222,139	2,236,265	-1,809,157	-3,980,752	339,802	-495,681	-153,649	-460,837	-117,663	-1,740,584	1,962,806	4,441,589
BLDN	117,703	1,517,657	-3,003,410	-4,331,184	65,153	131,176	122,176	128,869	-182,856	-1,648,833	2,881,234	4,202,315
MCGS	-2,245	-27,710	127,498	141,841	0	4,860	4,860	6,860	2,245	22,850	-132,358	-148,701
QCFS	16,595	16,595	16,595	16,774	0	0	0	0	-16,595	-16,595	-16,595	-16,774
QFLS	-3,781	-118,587	816,544	253,304	0	-68,725	-77,403	-77,419	3,781	187,312	-739,141	-175,885
WDAM	65,609	-816,152	-2,518,153	-6,208,664	-1,316	-86,248	129,986	87,682	-64,293	902,400	2,388,167	6,120,982
MCCS	64,786	-35,419	-420,963	-491,123	0	200,000	362,416	405,035	-64,786	-164,581	58,547	86,088
MERS	-186	5,430	70,951	-137,155	50	350	700	1,395	136	-5,780	-71,651	135,760
QIMD	34,000	-52,103	-107,906	-134,511	0	44,600	44,600	50,000	-34,000	7,503	63,306	84,511
QNCB	-55,645	-357,127	-391,749	-480,971	0	0	0	12	55,645	357,127	391,749	480,959

									6-Aug			
Company	Qatari				GCC				Foreigners			
	Daily Chg.	Last 5 Sessions Chg.	Last 10 Sessions Chg.	Last 20 Sessions Chg.	Daily Chg.	Last 5 Sessions Chg.	Last 10 Sessions Chg.	Last 20 Sessions Chg.	Daily Chg.	Last 5 Sessions Chg.	Last 10 Sessions Chg.	Last 20 Sessions Chg.
IQCD	-835,590	-3,103,719	-10,315,231	-14,921,894	0	-199,998	-271,752	-261,996	835,590	3,303,717	10,586,983	15,183,890
QIGD	382,273	1,198,811	414,958	1,355,997	-32,106	-4,948	-38,368	-1,312,308	-350,167	-1,193,863	-376,590	-43,689
QEWS	-28,939	59,905	-753,447	-2,171,777	0	17,000	16,300	16,000	28,939	-76,905	737,147	2,155,777
AHCS	-10,790	345,744	-1,057,288	-879,743	0	0	18,615	28,115	10,790	-345,744	1,038,673	851,628
GISS	926,733	-1,268,805	-1,001,605	-11,337,582	0	70,685	-10,221	36,961	-926,733	1,198,120	1,011,826	11,300,621
MPHC	72,720	-1,909,418	-1,148,700	-3,227,456	0	16,253	13,253	3,991	-72,720	1,893,165	1,135,447	3,223,465
IGRD	12,679	859,491	2,003,503	2,210,352	0	-29,912	243,856	270,540	-12,679	-829,579	-2,247,359	-2,480,892
QAMC	-343,705	136,175	-7,134,040	-8,742,362	521,162	-365,773	-23,200	375,123	-177,457	229,598	7,157,240	8,367,239
QATI	21,925	7,230	907,056	909,845	0	-36,500	16,248	58,500	-21,925	29,270	-923,304	-968,345
DOHI	-50,500	-58,957	-98,531	59,553	0	0	0	-50	50,500	58,957	98,531	-59,503
QGRI	6,236	-571	39,786	-189,910	-6,557	0	0	0	321	571	-39,786	189,910
AKHI	-37,904	-222,138	-49,998	-262,442	0	-46,202	-400	-400	37,904	268,340	50,398	262,842
QISI	0	-3,429	33,870	40,450	0	0	0	0	0	3,429	-33,870	-40,450
BEMA	27,979	28,266	22,587	10,345	0	0	0	0	-27,979	-28,266	-22,587	-10,345
QLMI	680	-115,103	-176,806	-250,306	0	24,156	24,156	74,156	-680	90,947	152,650	176,150
UDCD	123,595	-3,435,204	-2,420,026	-3,813,270	0	1,056,271	1,066,271	1,056,268	-123,595	2,378,933	1,353,755	2,757,002
BRES	-48,368	676,497	-662,950	1,988,241	0	15,000	-209,742	-199,434	48,368	-691,497	872,692	-1,788,807
ERES	-135,963	972,589	2,458,414	1,605,688	2,281	53,748	-113,004	-1,635	133,682	-1,026,337	-2,345,410	-1,604,053
MRDS	400,300	7,524,072	3,385,626	7,859,451	0	121,984	128,799	429,320	-400,300	-7,646,056	-3,514,425	-8,288,771
ORDS	105,893	277,868	578,629	700,639	0	-5,406	-5,406	-3,614	-105,893	-272,462	-573,223	-696,249
VFQS	-822,645	-1,482,933	-5,558,916	-26,459,948	-23,430	80,024	954	619,456	846,075	1,402,909	5,557,962	25,840,492
QNNS	-16,607	64,735	222,620	-165,783	0	0	-5,000	-5,000	16,607	-64,735	-217,620	170,783
GWCS	-31,638	25,776	348,444	2,273,282	0	9,147	42,938	42,938	31,638	-34,923	-391,382	-2,316,220
QGTS	827,057	4,475,657	2,059,196	2,454,610	-8,830	281,630	262,580	125,970	-818,227	-4,757,287	-2,321,776	-2,580,580

Trading values by nationality for the last Session

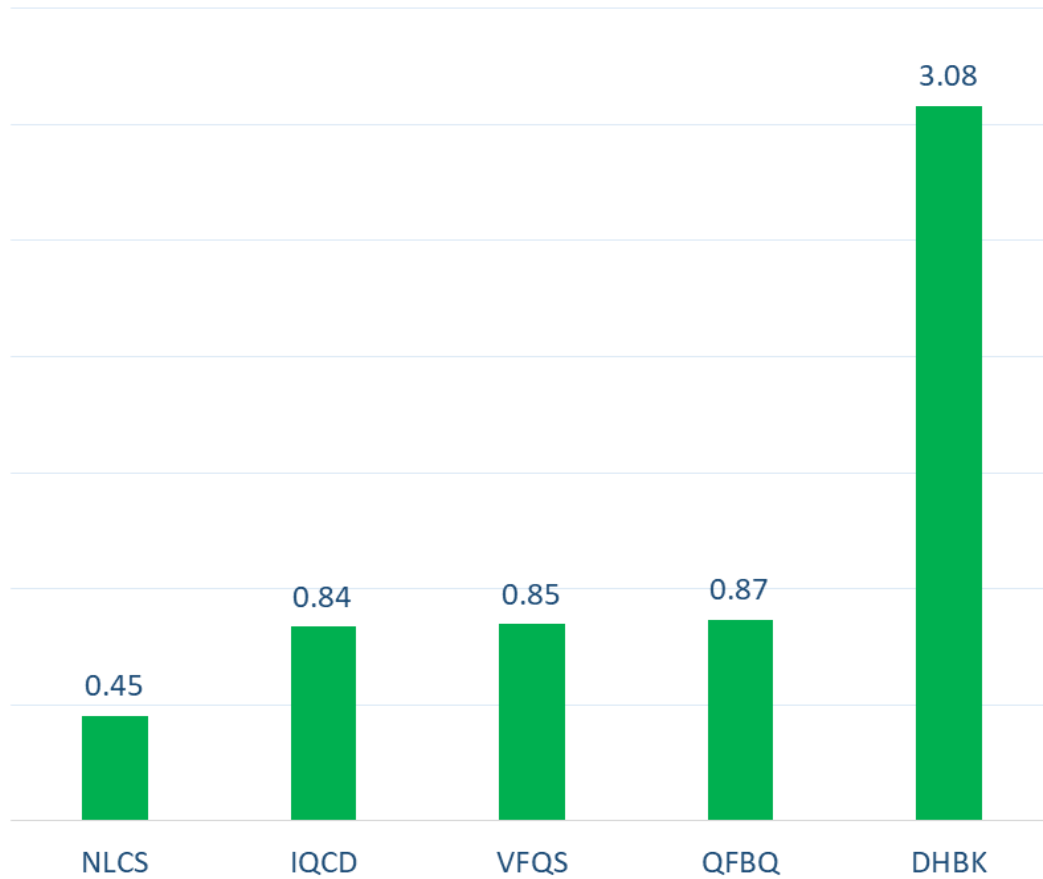
Nationality	Purchasing Value	Selling Value	Difference
Qataris	168.15	183.57	-15.41
GCC	22.06	9.11	12.95
Arab	31.29	40.45	-9.16
Foreigners	25.87	14.25	11.62
Total	247.38	247.38	0

In million QAR

Trading by nationality for the last Session

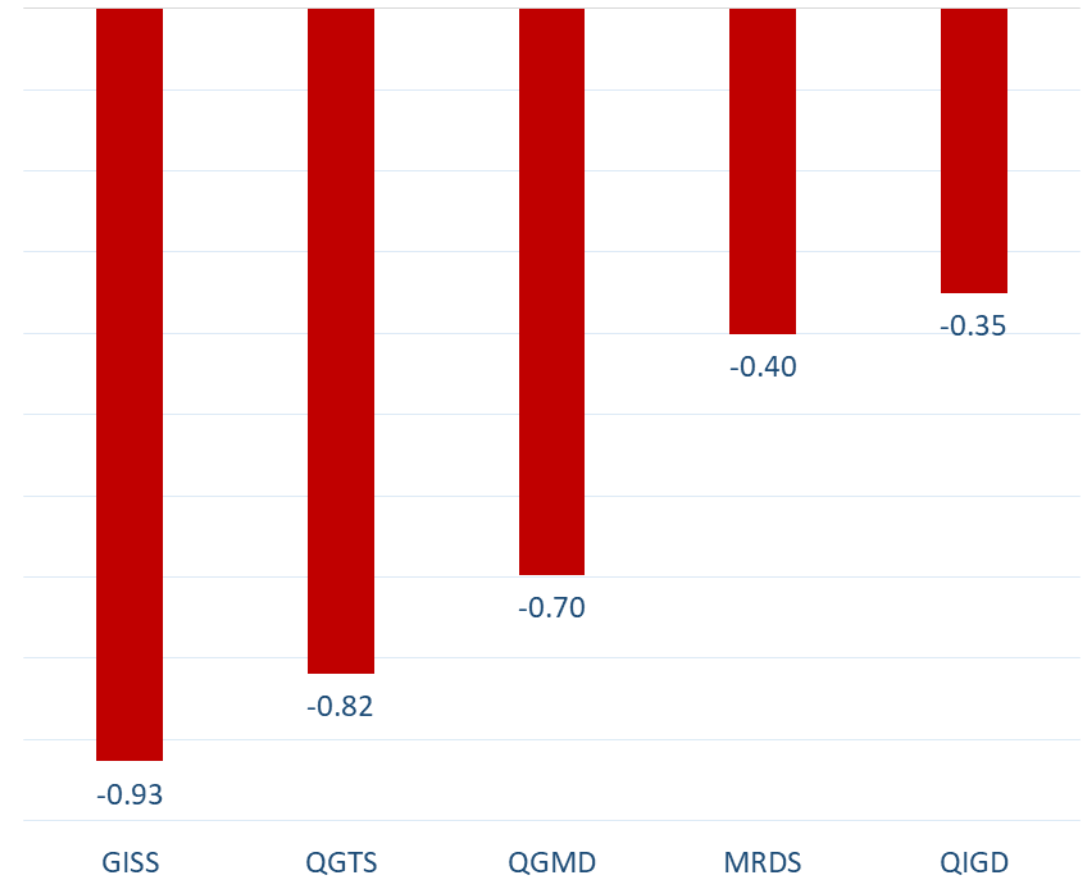
Nationality	Buy %	Sell %	Net
Qataris	67.97%	74.20%	-6.23%
GCC	8.92%	3.68%	5.23%
Arab	12.65%	16.35%	-3.70%
Foreigners	10.46%	5.76%	4.70%

Top 5 Companies bought (net) by **Foreigners** in the last session



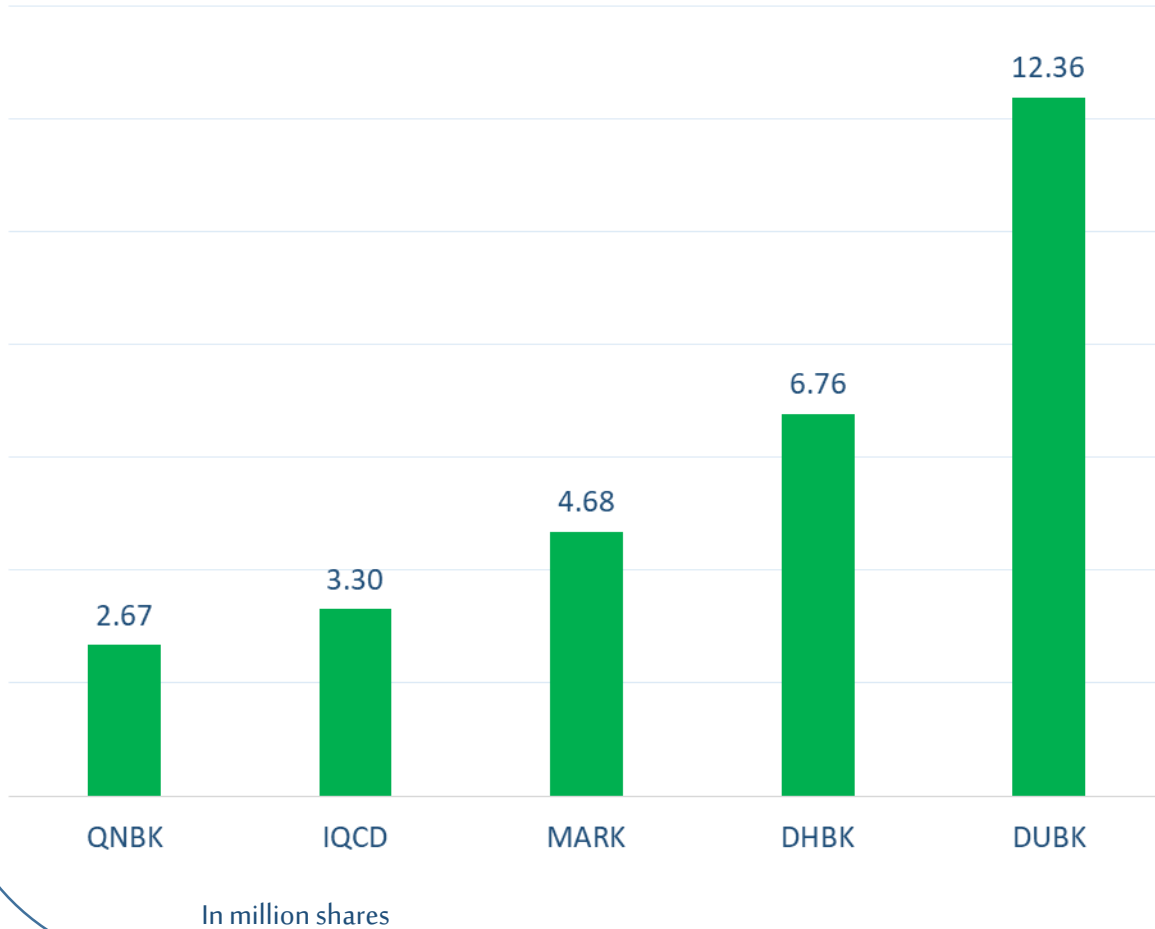
In million shares

Top 5 Companies sold (net) by **Foreigners** in the last session

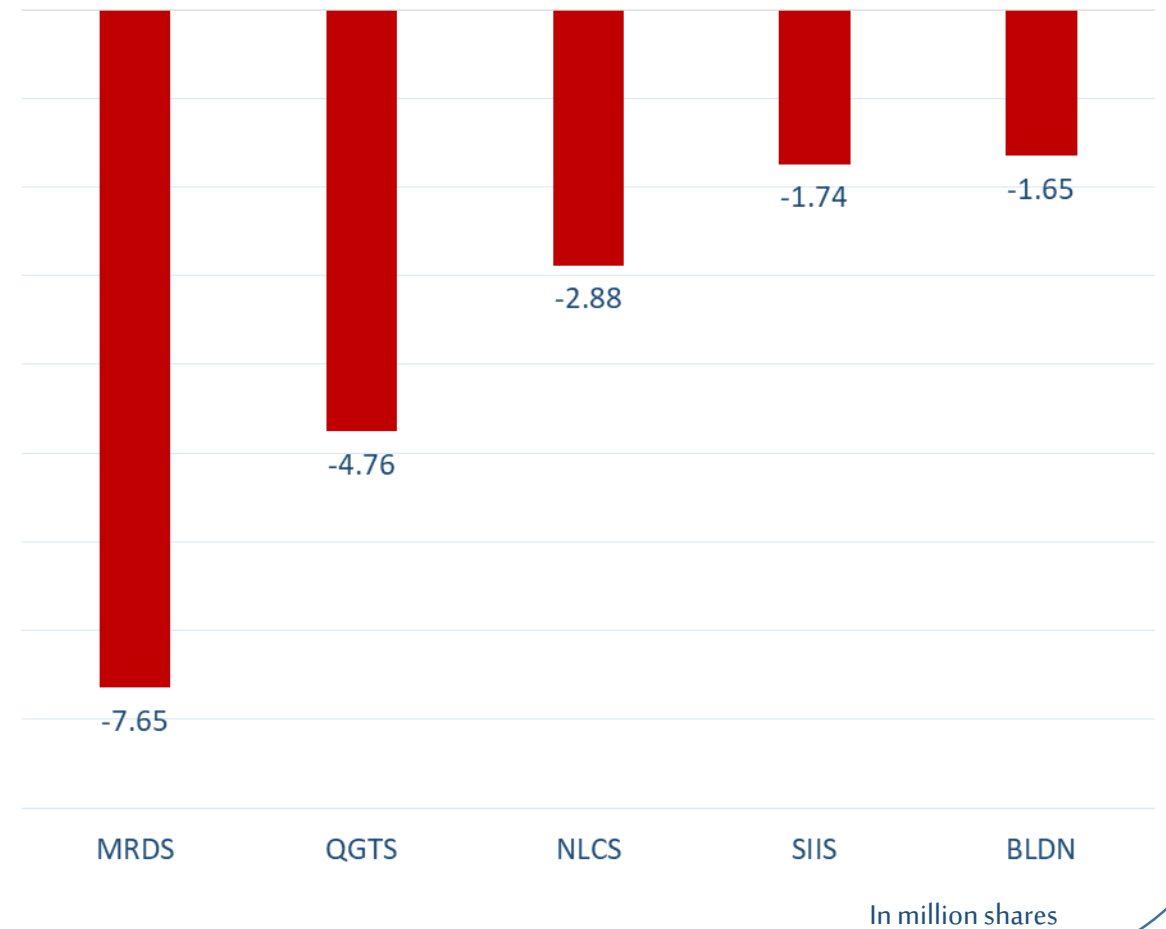


In million shares

Top 5 Companies bought (net) by **Foreigners** over the last week



Top 5 Companies sold (net) by **Foreigners** over the last week





The figures represent a change in the number of shares.

Daily Change: The net change between 6th and 3rd of August trading sessions

Change for the last 5 sessions: The total daily net change for the last 5 sessions.

Change for the last 10 sessions: The total daily net change for the last 10 sessions.

Change for the last 20 sessions: The total daily net change for the last 20 sessions.

DISCLAIMER:

The information contained was obtained from various public sources believed to be reliable, but we do not guarantee its accuracy. Wasata Financial Securities makes no representations or warranties (express or implied) regarding the data and information provided and Wasata Financial Securities does not represent that the information content of this document is complete, or free from any error, not misleading, or fit for any particular purpose. This report document provides general information only. Neither the information nor any opinion expressed constitutes an offer or an invitation to make an offer, to buy or sell any securities or other investment products related to such securities or investments.

This report document contained is subject to change without prior notice. Wasata assumes no responsibility to update the information in this report document.



Prepared by Financial Advisory Department


وساطة
WASATA
للأوراق المالية
FINANCIAL SECURITIES

+974 44498880

ramzi.qasmieh@Wasata.qa