



Daily Report for Ownership Changes

7th of August 2023 Session

									7-Aug			
Company	Qatari				GCC				Foreigners			
	Daily Chg.	Last 5 Sessions Chg.	Last 10 Sessions Chg.	Last 20 Sessions Chg.	Daily Chg.	Last 5 Sessions Chg.	Last 10 Sessions Chg.	Last 20 Sessions Chg.	Daily Chg.	Last 5 Sessions Chg.	Last 10 Sessions Chg.	Last 20 Sessions Chg.
QNBK	156,940	-1,030,871	-2,961,975	-594,503	0	8,858	-103,345	-88,448	-156,940	1,022,013	3,065,320	682,779
QIBK	258,116	970,386	-721,930	-6,645,567	0	56,489	35,294	13,304	-258,116	-1,026,875	686,636	6,632,263
CBQK	753,540	714,156	-5,306,672	-12,266,200	0	-34,062	-568,600	-313,639	-753,540	-680,094	5,875,272	12,579,839
DHBK	-14,905	-6,191,011	-3,130,279	-4,760,959	-100,000	30,166	193,541	26,870	114,905	6,160,845	2,936,738	4,734,089
ABQK	0	4,549	4,489	7,489	0	0	0	0	0	-4,549	-4,489	-7,489
QIIK	-20,426	-175,159	-1,012,880	-1,786,402	0	0	200,000	198,450	20,426	175,159	812,880	1,587,952
MARK	379,140	-3,187,662	-6,282,488	702,516	-11,540	-64,169	-173,153	-108,520	-367,600	3,251,831	6,455,641	-593,996
DUBK	-2,098,583	-11,918,964	-20,415,835	-31,060,789	0	-2,800	-2,800	-32,066	2,098,583	11,921,764	20,418,635	31,092,855
QFBQ	481,370	-1,064,757	136,599	2,149,045	344,185	-53,067	-53,067	-464,083	-825,555	1,117,824	-83,532	-1,684,962
NLCS	-1,062,074	1,428,789	-4,854,744	-6,355,584	-40,900	66,582	-59,608	-27,697	1,102,974	-1,495,371	4,914,352	6,383,281
DBIS	432,831	551,312	458,757	-618,739	0	0	7,675	-24,130	-432,831	-551,312	-466,432	642,869
QOIS	507,607	1,469,701	-10,353,517	-1,337,438	-100,000	-356,248	102,719	-489,072	-407,607	-1,113,453	10,250,798	1,826,510
IHGS	6,702	-45,198	-517,355	-1,793,495	-15,000	-15,000	-3,895	0	8,298	60,198	521,250	1,793,495
ZHCD	-37	14,982	-973	4,557	0	-4,801	199	199	37	-10,181	774	-4,756
QGMG	233,810	1,097,522	2,709,054	4,093,007	21,929	-41,466	-249,320	-114,316	-255,739	-1,056,056	-2,459,734	-3,978,691
SIIS	5,789	308,377	3,911,952	-6,276,599	197,187	444,079	-269,068	-263,650	-202,976	-752,456	-3,642,884	6,540,249
BLDN	-102,583	1,194,779	-1,117,271	-4,510,343	0	65,153	122,176	128,869	102,583	-1,259,932	995,095	4,381,474
MCGS	-4,544	-6,526	137,671	73,041	0	-140	4,860	6,860	4,544	6,666	-142,531	-79,901
QCFS	0	16,595	16,595	16,774	0	0	0	0	0	-16,595	-16,595	-16,774
QFLS	198,549	190,158	996,455	412,832	-2,500	-71,225	-79,903	-79,919	-196,049	-118,933	-916,552	-332,913
WDAM	-399,552	-1,197,502	-3,270,550	-5,502,055	-10,023	-28,858	138,189	-141,737	409,575	1,226,360	3,132,361	5,643,792
MCCS	1,508	143,329	-74,738	-675,845	0	0	294,000	405,035	-1,508	-143,329	-219,262	270,810
MERS	-2,685	-11,474	23,207	-135,117	0	350	700	700	2,685	11,124	-23,907	134,417
QIMD	30,001	-85,702	-67,665	-104,510	0	44,600	35,677	50,000	-30,001	41,102	31,988	54,510
QNCD	220,650	-140,660	-157,146	-212,027	0	0	0	12	-220,650	140,660	157,146	212,015

									7-Aug			
Company	Qatari				GCC				Foreigners			
	Daily Chg.	Last 5 Sessions Chg.	Last 10 Sessions Chg.	Last 20 Sessions Chg.	Daily Chg.	Last 5 Sessions Chg.	Last 10 Sessions Chg.	Last 20 Sessions Chg.	Daily Chg.	Last 5 Sessions Chg.	Last 10 Sessions Chg.	Last 20 Sessions Chg.
IOCD	736,478	-2,929,596	-9,469,736	-13,864,374	0	-99,998	-271,752	-263,607	-736,478	3,029,594	9,741,488	14,127,981
QIGD	4,542	1,173,144	947,888	1,369,606	2,500	-2,500	-4,869	-1,309,808	-7,042	-1,170,644	-943,019	-59,798
QEWS	5,179	68,522	-736,293	-2,326,437	0	17,000	16,300	16,000	-5,179	-85,522	719,993	2,310,437
AHCS	-106,114	238,727	-1,162,523	-1,020,362	0	0	0	28,115	106,114	-238,727	1,162,523	992,247
GISS	673,300	-450,075	-801,804	-11,158,202	-5,024	67,661	39,730	-18,264	-668,276	382,414	762,074	11,176,466
MPHC	79,448	-1,899,415	-1,365,317	-3,375,659	62,480	78,733	78,733	66,471	-141,928	1,820,682	1,286,584	3,309,188
IGRD	-249,628	-538,982	1,037,752	2,327,652	0	-29,912	-47,312	241,347	249,628	568,894	-990,440	-2,568,999
QAMC	-4,638	-607,275	-8,990,121	-10,921,254	-117,700	-350,886	-196,816	256,522	122,338	958,161	9,186,937	10,664,732
QATI	53,227	193,592	928,370	915,092	0	8,500	-1,500	58,500	-53,227	-202,092	-926,870	-973,592
DOHI	-285,800	-268,466	-400,405	-352,242	286,000	286,000	286,000	285,950	-200	-17,534	114,405	66,292
QGRI	-54,860	-55,431	-5,987	-244,713	44,436	44,436	44,436	44,436	10,424	10,995	-38,449	200,277
AKHI	-24,891	-388,139	-223,886	-265,390	0	-400	-400	-400	24,891	388,539	224,286	265,790
QISI	800	-1,629	34,670	42,435	0	0	0	0	-800	1,629	-34,670	-42,435
BEMA	1,000	29,266	23,587	11,845	0	0	0	0	-1,000	-29,266	-23,587	-11,845
QLMI	-51,455	-156,558	-238,727	-301,761	0	24,156	24,156	74,156	51,455	132,402	214,571	227,605
UDCD	-164,478	-1,186,300	-2,752,679	-3,352,518	610	468,423	1,066,881	1,056,878	163,868	717,877	1,685,798	2,295,640
BRES	43,693	-33,814	496,597	2,267,604	250	250	-10,920	-195,758	-43,943	33,564	-485,677	-2,071,846
ERES	-170,917	261,597	1,361,054	992,446	0	53,748	-19,846	-1,635	170,917	-315,345	-1,341,208	-990,811
MRDS	-1,227,941	2,199,828	3,707,241	6,973,118	73,426	148,585	137,224	693,931	1,154,515	-2,348,413	-3,844,465	-7,667,049
ORDS	293,253	657,034	530,432	938,032	0	-6,280	-5,406	-3,614	-293,253	-650,754	-525,026	-934,418
VFQS	294,790	-280,091	-5,273,818	-25,114,398	24,150	52,660	1,674	643,606	-318,940	227,431	5,272,144	24,470,792
QNNS	-12,983	72,760	190,872	-179,841	0	0	0	-5,000	12,983	-72,760	-190,872	184,841
GWCS	-13,417	-231,291	269,013	2,229,701	0	0	42,938	42,938	13,417	231,291	-311,951	-2,272,639
QGTS	328,574	4,996,260	3,084,622	2,532,530	-10,500	272,230	252,080	115,470	-318,074	-5,268,490	-3,336,702	-2,648,000

Trading values by nationality for the last Session

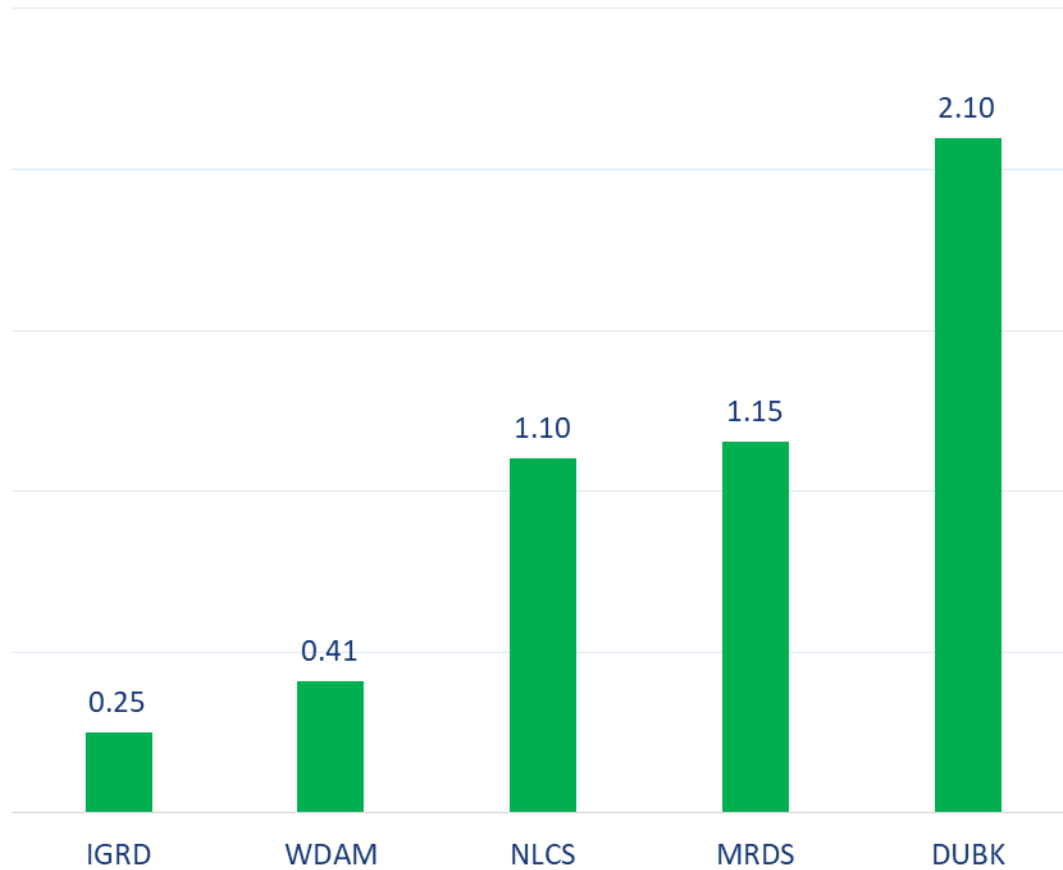
Nationality	Purchasing Value	Selling Value	Difference
Qataris	207.85	183.91	23.94
GCC	9.70	29.59	-19.89
Arab	33.85	34.84	-0.99
Foreigners	83.19	86.25	-3.06
Total	334.59	334.59	0

In million QAR

Trading by nationality for the last Session

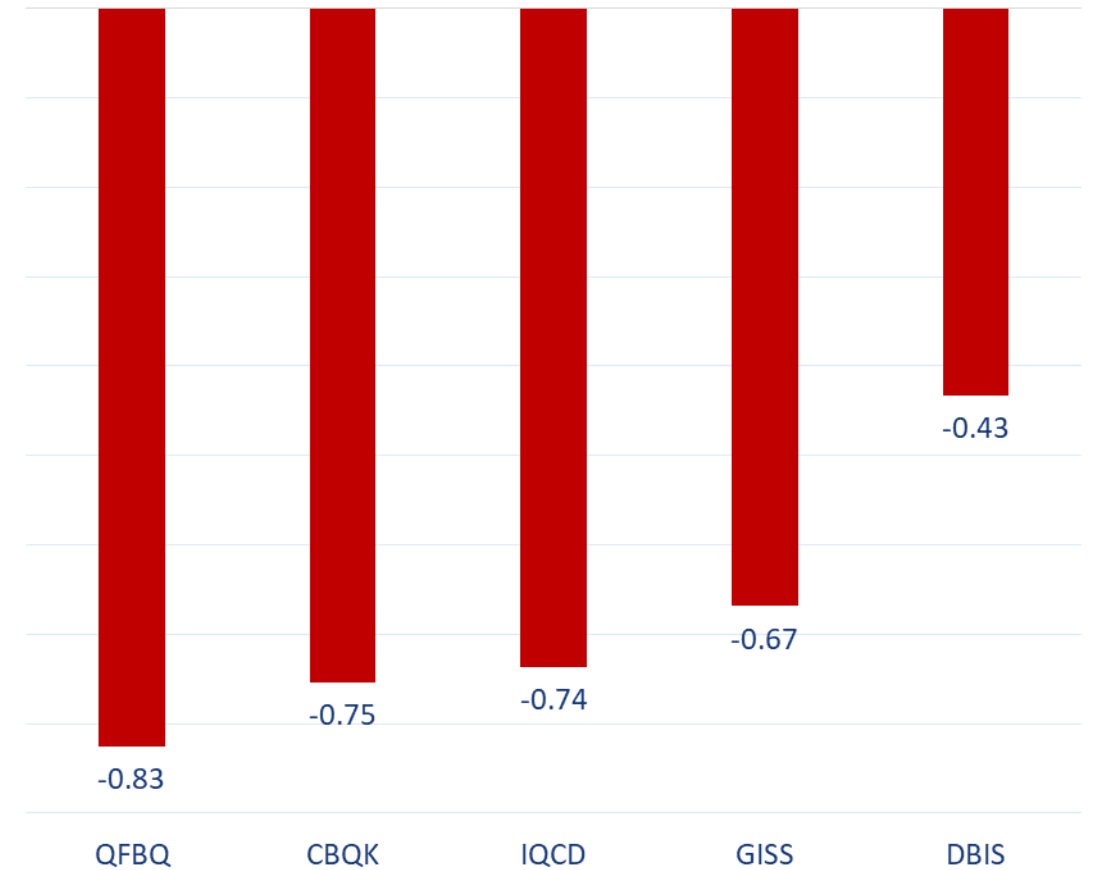
Nationality	Buy %	Sell %	Net
Qataris	62.12%	54.97%	7.15%
GCC	2.90%	8.84%	-5.95%
Arab	10.12%	10.41%	-0.30%
Foreigners	24.86%	25.78%	-0.91%

Top 5 Companies bought (net) by **Foreigners** in the last session



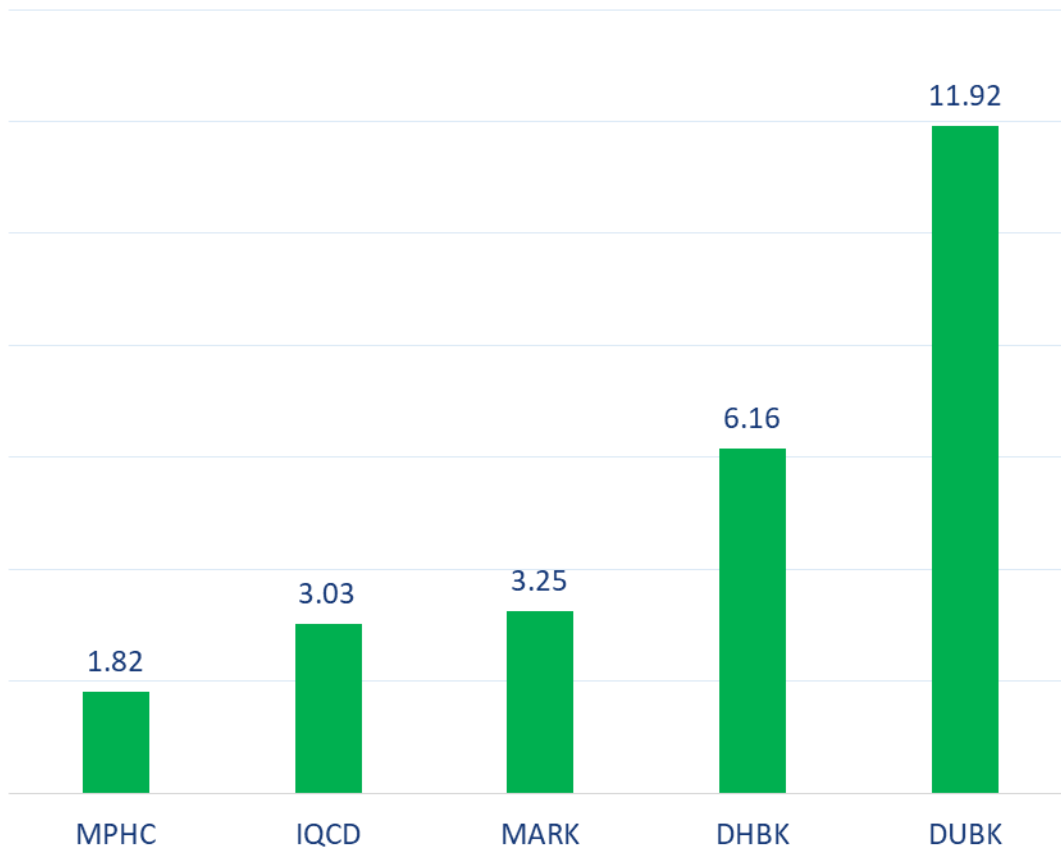
In million shares

Top 5 Companies sold (net) by **Foreigners** in the last session



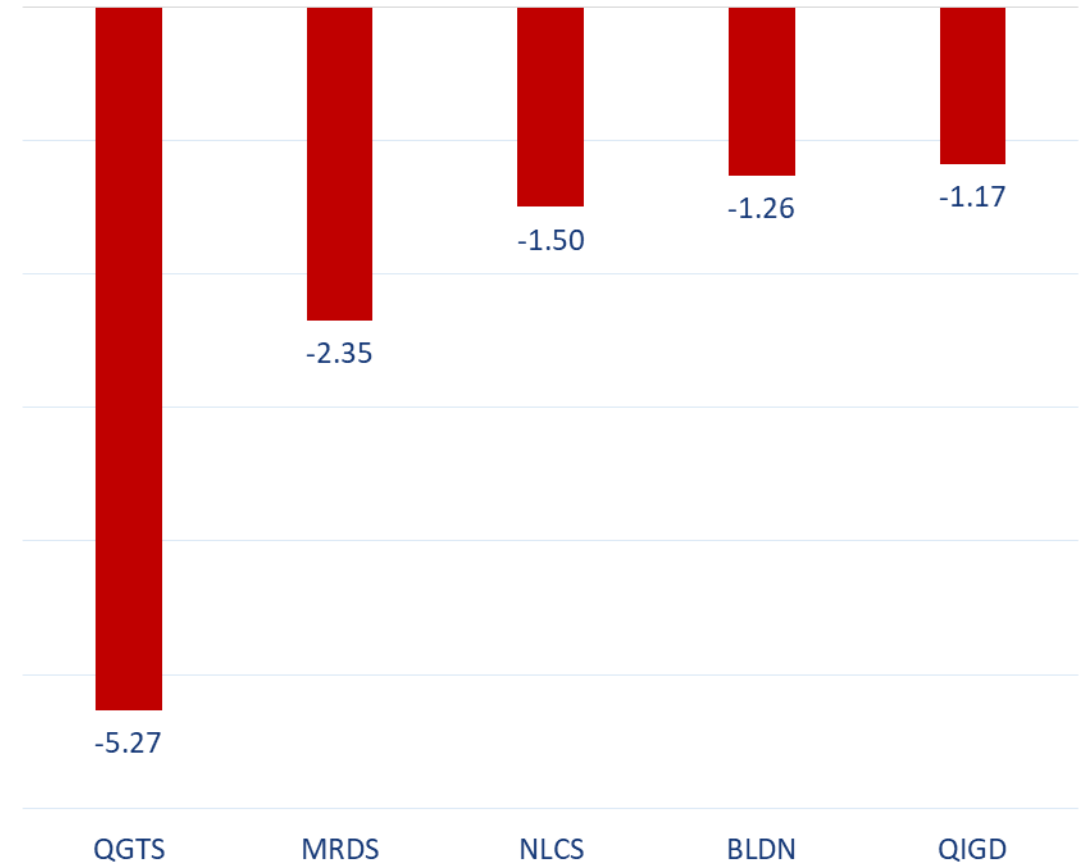
In million shares

Top 5 Companies bought (net) by **Foreigners** over the last week



In million shares

Top 5 Companies sold (net) by **Foreigners** over the last week



In million shares



The figures represent a change in the number of shares.

Daily Change: The net change between 7th and 6th of August trading sessions

Change for the last 5 sessions: The total daily net change for the last 5 sessions.

Change for the last 10 sessions: The total daily net change for the last 10 sessions.

Change for the last 20 sessions: The total daily net change for the last 20 sessions.

DISCLAIMER:

The information contained was obtained from various public sources believed to be reliable, but we do not guarantee its accuracy. Wasata Financial Securities makes no representations or warranties (express or implied) regarding the data and information provided and Wasata Financial Securities does not represent that the information content of this document is complete, or free from any error, not misleading, or fit for any particular purpose. This report document provides general information only. Neither the information nor any opinion expressed constitutes an offer or an invitation to make an offer, to buy or sell any securities or other investment products related to such securities or investments.

This report document contained is subject to change without prior notice. Wasata assumes no responsibility to update the information in this report document.



Prepared by Financial Advisory Department


وساطة
WASATA
للأوراق المالية
FINANCIAL SECURITIES

+974 44498880

ramzi.qasmieh@Wasata.qa