



## Daily Report for Ownership Changes

8<sup>th</sup> of August 2023 Session

									8-Aug			
Company	Qatari				GCC				Foreigners			
	Daily Chg.	Last 5 Sessions Chg.	Last 10 Sessions Chg.	Last 20 Sessions Chg.	Daily Chg.	Last 5 Sessions Chg.	Last 10 Sessions Chg.	Last 20 Sessions Chg.	Daily Chg.	Last 5 Sessions Chg.	Last 10 Sessions Chg.	Last 20 Sessions Chg.
QNBK	353,234	93,868	-3,524,937	-704,025	-28,000	-6,247	-184,275	-266,448	-325,234	-87,621	3,709,212	970,301
QIBK	234,395	1,177,553	-103,276	-6,544,584	-8,467	47,851	26,827	4,837	-225,928	-1,225,404	76,449	6,539,747
CBQK	299,902	1,398,299	-4,383,835	-12,266,150	34,062	35,000	-388,000	-279,577	-333,964	-1,433,299	4,771,835	12,545,727
DHBK	-54,104	-4,932,270	-5,731,808	-4,349,481	-110,319	-208,343	163,588	-77,449	164,423	5,138,363	5,568,220	4,426,930
ABQK	0	4,549	4,489	7,389	0	0	0	0	0	-4,549	-4,489	-7,389
QTIK	99,138	194,292	-738,562	-1,647,555	0	0	200,000	200,000	-99,138	-194,292	538,562	1,447,555
MARK	1,163,651	2,740,240	-3,660,736	-1,400,242	-15,690	-78,279	-69,373	-117,770	-1,147,961	-2,661,961	3,730,109	1,518,012
DUBK	-3,540,766	-8,915,236	-22,663,920	-34,968,941	0	0	-8,234	-33,953	3,540,766	8,915,236	22,672,154	35,002,894
QFBQ	-628,762	-1,043,656	-919,167	211,262	251,194	156,741	198,127	-212,889	377,568	886,915	721,040	1,627
NLCS	267,922	1,104,331	-5,345,836	-5,388,794	70,000	4,550	15,392	-21,407	-337,922	-1,108,881	5,330,444	5,410,201
DBIS	2,531,830	3,141,674	2,930,217	1,984,961	28,720	28,720	36,395	4,590	-2,560,550	-3,170,394	-2,966,612	-1,989,551
QOIS	-349,286	1,841,800	-9,815,841	-1,714,174	0	-364,587	77,510	-481,622	349,286	-1,477,213	9,738,331	2,195,796
IHGS	27,491	-48,337	-617,547	-1,740,568	0	-15,000	-3,895	0	-27,491	63,337	621,442	1,740,568
ZHCD	-321	6,442	-2,044	-1,764	101	-4,700	300	300	220	-1,742	1,744	1,464
QGMD	109,193	1,381,399	2,188,649	3,177,511	17,904	-22,671	-211,631	-96,412	-127,097	-1,358,728	-1,977,018	-3,081,099
SIIS	-1,469,311	-2,383,737	1,091,710	-6,253,976	2,521	615,079	-287,919	-232,993	1,466,790	1,768,658	-803,791	6,486,969
BLDN	-162,445	887,151	1,795,479	-4,668,405	-25,000	40,153	97,176	103,869	187,445	-927,304	-1,892,655	4,564,536
MCGS	-78,075	-89,172	-82,000	32,199	0	-140	4,860	6,860	78,075	89,312	77,140	-39,059
QCFS	-20	16,575	16,575	16,754	0	0	0	0	20	-16,575	-16,575	-16,754
QFLS	159,026	496,955	232,503	544,027	-10,910	-40,233	-90,873	-90,829	-148,116	-456,722	-141,630	-453,198
WDAM	626,263	-411,122	-1,220,467	-3,658,651	-5,914	-10	74,966	-160,526	-620,349	411,132	1,145,501	3,819,177
MCCS	-92,602	82,417	-305,738	-574,347	0	0	294,000	355,035	92,602	-82,417	11,738	219,312
MERS	-21,572	-20,037	-7,640	4,510	0	350	350	700	21,572	19,687	7,290	-5,210
QIMD	-11,564	-149,005	-89,229	-116,171	0	44,600	35,677	50,000	11,564	104,405	53,552	66,171
QNCD	7,934	-129,846	-152,212	-231,949	0	0	0	0	-7,934	129,846	152,212	231,949

									8-Aug			
Company	Qatari				GCC				Foreigners			
	Daily Chg.	Last 5 Sessions Chg.	Last 10 Sessions Chg.	Last 20 Sessions Chg.	Daily Chg.	Last 5 Sessions Chg.	Last 10 Sessions Chg.	Last 20 Sessions Chg.	Daily Chg.	Last 5 Sessions Chg.	Last 10 Sessions Chg.	Last 20 Sessions Chg.
IOCD	657,657	-927,792	-8,333,479	-12,506,054	14,269	-85,731	-251,665	-249,449	-671,926	1,013,523	8,585,144	12,755,503
QIGD	172,741	1,764,869	1,704,104	1,565,015	0	-2,500	3,552	-1,309,808	-172,741	-1,762,369	-1,707,656	-255,207
QEWS	64,418	178,746	-578,227	-2,278,380	0	17,000	16,300	16,000	-64,418	-195,746	561,927	2,262,380
AHCS	-80,943	-218,082	-1,073,550	-958,163	0	0	0	28,115	80,943	218,082	1,073,550	930,048
GISS	132,845	1,366,977	-1,235,380	-11,310,889	0	-24,024	25,510	-18,264	-132,845	-1,342,953	1,209,870	11,329,153
MPHC	1,205,020	2,275,251	-710,140	-1,611,125	0	107,845	78,733	66,471	-1,205,020	-2,383,096	631,407	1,544,654
IGRD	-637,489	-1,128,217	73,077	2,512,397	261,408	231,496	214,096	493,564	376,081	896,721	-287,173	-3,005,961
QAMC	141,921	534,845	-7,949,627	-12,488,381	99,562	312,246	-98,664	385,584	-241,483	-847,091	8,048,291	12,102,797
QATI	41,610	227,254	876,355	914,159	0	8,500	-36,500	58,500	-41,610	-235,754	-839,855	-972,659
DOHI	0	-296,416	-350,405	-324,122	0	286,000	286,000	285,950	0	10,416	64,405	38,172
QGRI	-10,100	-65,531	-103,587	-260,461	0	44,436	44,436	44,436	10,100	21,095	59,151	216,025
AKHI	155,961	-242,283	-55,519	-122,445	7,156	7,156	-4,316	6,756	-163,117	235,127	59,835	115,689
QISI	-5,111	-3,732	27,833	42,256	0	0	0	0	5,111	3,732	-27,833	-42,256
BEMA	2,700	32,016	26,337	14,545	0	0	0	0	-2,700	-32,016	-26,337	-14,545
QLMI	-9,313	-110,726	-241,540	-250,574	0	24,156	24,156	24,156	9,313	86,570	217,384	226,418
UDCD	-303,585	-1,555,464	-2,811,156	-3,619,041	0	533,955	1,066,881	1,056,878	303,585	1,021,509	1,744,275	2,562,163
BRES	577,694	794,603	1,011,505	2,702,003	2,000	2,250	-15,329	-191,950	-579,694	-796,853	-996,176	-2,510,053
ERES	-166,185	733,508	1,159,374	1,030,685	176,849	210,597	177,048	175,214	-10,664	-944,105	-1,336,422	-1,205,899
MRDS	-1,847,308	1,308,386	2,217,696	1,610,677	-142,436	217,103	85,773	233,524	1,989,744	-1,525,489	-2,303,469	-1,844,201
ORDS	22,461	751,652	676,858	930,570	0	-6,283	-5,406	-3,614	-22,461	-745,369	-671,452	-926,956
VFOS	-109,690	-381,844	-4,484,447	-17,942,118	0	52,660	1,674	643,606	109,690	329,184	4,482,773	17,298,512
QNNS	-57,316	-939	142,929	-190,016	0	0	0	-5,000	57,316	939	-142,929	195,016
GWCS	160,541	-70,039	352,962	2,377,902	0	0	40,000	42,938	-160,541	70,039	-392,962	-2,420,840
QGTS	1,608,121	6,142,945	5,398,513	4,485,372	218,306	500,536	481,706	332,667	-1,826,427	-6,643,481	-5,880,219	-4,818,039

## Trading values by nationality for the last Session

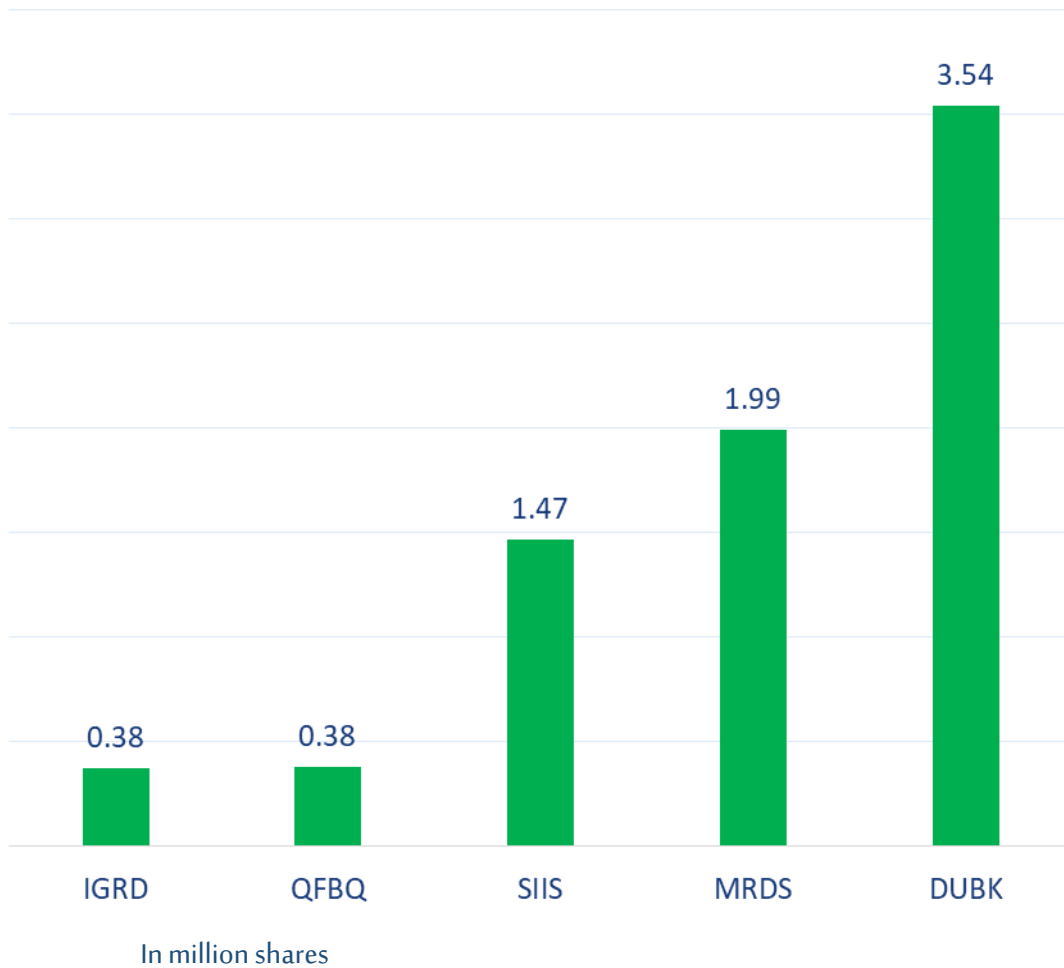
Nationality	Purchasing Value	Selling Value	Difference
Qataris	234.30	210.17	24.13
GCC	9.31	9.43	-0.12
Arab	37.37	43.14	-5.77
Foreigners	111.62	129.86	-18.24
Total	392.60	392.60	0

In million QAR

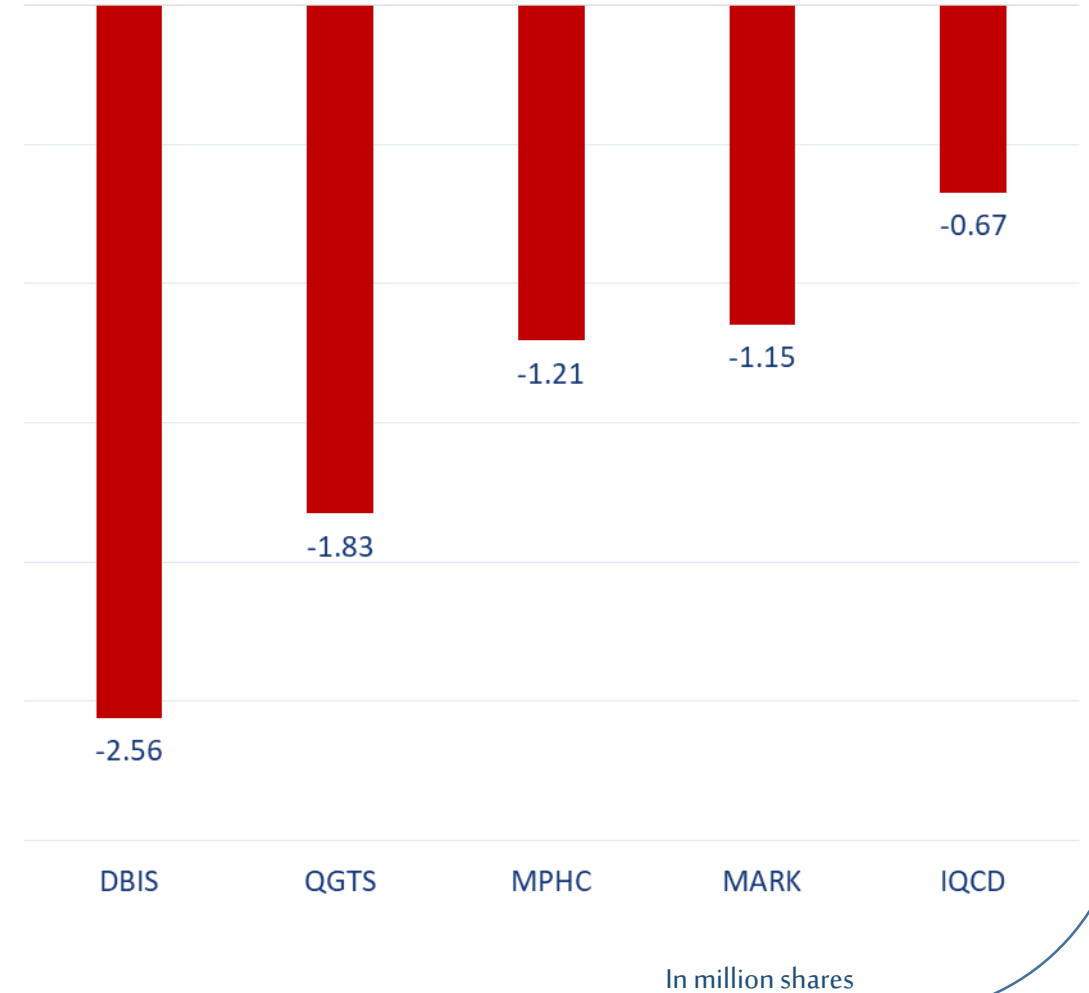
## Trading by nationality for the last Session

Nationality	Buy %	Sell %	Net
Qataris	59.66%	53.52%	6.14%
GCC	2.40%	2.40%	-0.01%
Arab	9.52%	10.98%	-1.47%
Foreigners	28.42%	33.10%	-4.67%

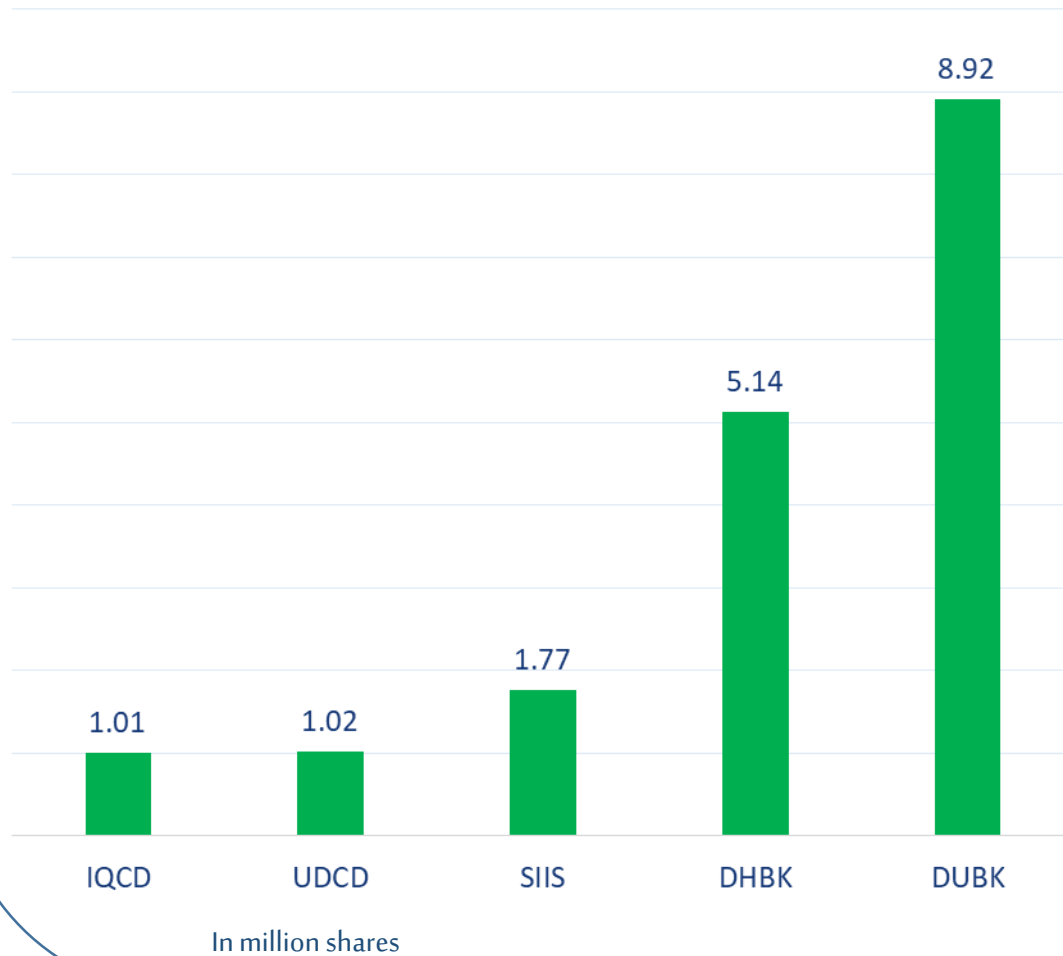
### Top 5 Companies bought (net) by **Foreigners** in the last session



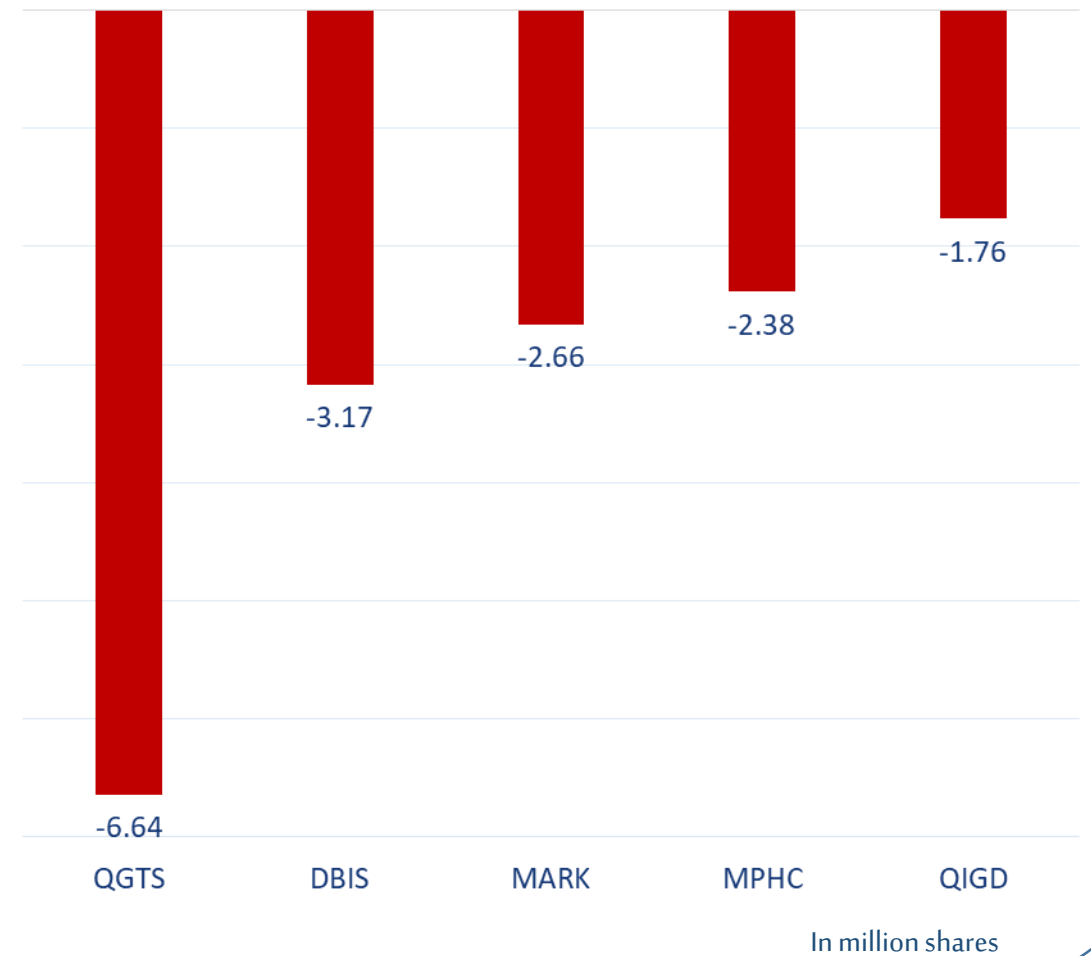
### Top 5 Companies sold (net) by **Foreigners** in the last session



Top 5 Companies bought (net) by **Foreigners** over the last week



Top 5 Companies sold (net) by **Foreigners** over the last week





The figures represent a change in the number of shares.

Daily Change: The net change between 8<sup>th</sup> and 7<sup>th</sup> of August trading sessions

Change for the last 5 sessions: The total daily net change for the last 5 sessions.

Change for the last 10 sessions: The total daily net change for the last 10 sessions.


Change for the last 20 sessions: The total daily net change for the last 20 sessions.

## **DISCLAIMER:**

The information contained was obtained from various public sources believed to be reliable, but we do not guarantee its accuracy. Wasata Financial Securities makes no representations or warranties (express or implied) regarding the data and information provided and Wasata Financial Securities does not represent that the information content of this document is complete, or free from any error, not misleading, or fit for any particular purpose. This report document provides general information only. Neither the information nor any opinion expressed constitutes an offer or an invitation to make an offer, to buy or sell any securities or other investment products related to such securities or investments.

This report document contained is subject to change without prior notice. Wasata assumes no responsibility to update the information in this report document.





Prepared by Financial Advisory Department

  
وساطة  
WASATA  
للأوراق المالية  
FINANCIAL SECURITIES

+974 44498880

[ramzi.qasmieh@Wasata.qa](mailto:ramzi.qasmieh@Wasata.qa)