



Daily Report for Ownership Changes

9th of August 2023 Session

									9-Aug			
Company	Qatari				GCC				Foreigners			
	Daily Chg.	Last 5 Sessions Chg.	Last 10 Sessions Chg.	Last 20 Sessions Chg.	Daily Chg.	Last 5 Sessions Chg.	Last 10 Sessions Chg.	Last 20 Sessions Chg.	Daily Chg.	Last 5 Sessions Chg.	Last 10 Sessions Chg.	Last 20 Sessions Chg.
QNBK	318,426	660,996	-2,751,310	-1,149,496	-29,000	-85,247	-213,275	-300,544	-289,426	-575,749	2,964,757	1,449,868
QIBK	-74,816	1,133,215	315,144	-6,736,086	-1,911	45,940	24,916	-4,299	76,727	-1,179,155	-340,060	6,740,385
CBQK	401,310	1,735,017	277,672	-11,619,915	0	35,000	0	-379,577	-401,310	-1,770,017	-277,672	11,999,492
DHBK	112,080	-4,282,952	-5,030,976	-4,202,216	106,613	6,061	-101,762	29,164	-218,693	4,276,891	5,132,738	4,173,052
ABQK	0	0	4,489	7,389	0	0	0	0	0	0	-4,489	-7,389
QIIK	64,291	293,161	-668,130	-1,321,956	0	0	200,000	200,000	-64,291	-293,161	468,130	1,121,956
MARK	1,084,721	4,072,834	-2,884,324	-452,992	-100,110	-164,009	-100,423	-264,802	-984,611	-3,908,825	2,984,747	717,794
DUBK	-2,170,648	-9,200,577	-23,066,100	-35,756,278	0	0	-8,234	-28,953	2,170,648	9,200,577	23,074,334	35,785,231
QFBO	-245,967	-879,841	-1,468,067	410,565	148,319	295,730	334,286	-64,570	97,648	584,111	1,133,781	-345,995
NLCS	1,233,699	1,030,585	-847,236	-4,106,827	10,000	24,550	127,529	-102,501	-1,243,699	-1,055,135	719,707	4,209,328
DBIS	1,297,718	4,297,484	4,230,742	3,678,833	0	28,720	36,395	4,590	-1,297,718	-4,326,204	-4,267,137	-3,683,423
QOIS	-380,869	-38,201	-8,527,161	-1,817,327	0	-80,260	14,771	-447,422	380,869	118,461	8,512,390	2,264,749
IHGS	-187,838	-202,922	-361,362	-1,998,769	0	-15,000	0	0	187,838	217,922	361,362	1,998,769
ZHCD	0	-358	-2,044	-1,764	0	300	300	300	0	58	1,744	1,464
QGMD	227,963	1,353,824	1,135,209	3,063,461	19,898	22,077	-190,758	-94,790	-247,861	-1,375,901	-944,451	-2,968,671
SIIS	1,424,935	303,168	4,305,411	-4,331,193	-51,895	142,769	-304,403	-278,750	-1,373,040	-445,937	-4,001,008	4,609,943
BLDN	389,558	-120,235	778,387	-4,170,021	-46,788	-6,635	-56,047	47,081	-342,770	126,870	-722,340	4,122,940
MCGS	217,280	127,256	108,615	269,905	0	-140	4,860	6,860	-217,280	-127,116	-113,475	-276,765
QCFS	0	16,575	16,575	16,754	0	0	0	0	0	-16,575	-16,575	-16,754
QFLS	98,647	586,849	329,558	639,991	0	-13,322	-87,923	-90,813	-98,647	-573,527	-241,635	-549,178
WDAM	-151,890	123,657	-1,450,597	-4,460,439	59,797	43,387	134,763	16,423	92,093	-167,044	1,315,834	4,444,016
MCCS	-125,600	-118,818	-342,159	-554,462	0	0	294,000	355,035	125,600	118,818	48,159	199,427
MERS	-1,261	-25,252	-18,588	46,263	0	50	350	700	1,261	25,202	18,238	-46,963
QIMD	25,500	79,161	-97,882	-37,271	0	0	35,677	44,600	-25,500	-79,161	62,205	-7,329
QNCD	-11,082	178,472	-195,442	-254,224	0	0	0	0	11,082	-178,472	195,442	254,224

									9-Aug			
Company	Qatari				GCC				Foreigners			
	Daily Chg.	Last 5 Sessions Chg.	Last 10 Sessions Chg.	Last 20 Sessions Chg.	Daily Chg.	Last 5 Sessions Chg.	Last 10 Sessions Chg.	Last 20 Sessions Chg.	Daily Chg.	Last 5 Sessions Chg.	Last 10 Sessions Chg.	Last 20 Sessions Chg.
IOCD	-126,609	-385,792	-6,791,967	-12,556,855	-13,047	1,222	-262,728	-262,496	139,656	384,570	7,054,695	12,819,351
QIGD	-495,508	760,709	1,087,750	1,070,529	31,527	24,027	30,079	-1,234,881	463,981	-784,736	-1,117,829	164,352
QEWS	-20,644	125,885	-446,795	-1,435,630	0	17,000	16,300	18,000	20,644	-142,885	430,495	1,417,630
AHCS	55,116	144,616	-1,152,798	-722,348	0	0	0	18,615	-55,116	-144,616	1,152,798	703,733
GISS	416,897	4,869,539	-551,052	-8,199,325	-82,755	-87,779	-57,245	-101,019	-334,142	-4,781,760	608,297	8,300,344
MPHC	1,853,101	3,859,568	1,228,466	138,235	-16,500	92,845	62,233	49,971	-1,836,601	-3,952,413	-1,290,699	-188,206
IGRD	-151,327	-974,816	509,786	2,836,033	40,787	302,195	254,883	471,552	110,540	672,621	-764,669	-3,307,585
QAMC	-2,050,378	-1,476,871	-8,659,865	-14,509,490	100	308,597	-165,564	358,684	2,050,278	1,168,274	8,825,429	14,150,806
QATI	-675	162,079	849,821	900,133	-4,409	-3,909	-40,909	45,091	5,084	-158,170	-808,912	-945,224
DOHI	-107,799	-404,215	-458,204	-462,266	0	286,000	286,000	285,970	107,799	118,215	172,204	176,296
QGRI	0	-65,531	-24,386	-230,755	0	44,436	44,436	44,436	0	21,095	-20,050	186,319
AKHI	-89,506	-256,849	-18,996	-413,285	0	7,156	-39,046	6,756	89,506	249,693	58,042	406,529
QIST	-21,321	-24,553	-28,439	16,935	0	0	0	0	21,321	24,553	28,439	-16,935
BEMA	0	32,016	26,337	15,678	0	0	0	0	0	-32,016	-26,337	-15,678
QLMI	0	-91,899	-224,490	-268,984	0	24,156	24,156	24,156	0	67,743	200,334	244,828
UDCD	-125,364	-1,125,299	-3,897,779	-3,664,496	0	50,610	1,066,881	1,056,878	125,364	1,074,689	2,830,898	2,607,618
BRES	989,791	2,009,083	2,006,868	2,954,251	-250	2,000	-15,579	-192,200	-989,541	-2,011,083	-1,991,289	-2,762,051
ERES	-145,000	-481,015	887,621	907,751	130,905	309,535	352,502	306,119	14,095	171,480	-1,240,123	-1,213,870
MRDS	-162,102	-10,488	2,578,959	378,292	254,285	185,584	174,810	512,809	-92,183	-175,096	-2,753,769	-891,101
ORDS	-10,102	658,076	483,573	651,802	0	-6,280	-5,406	-3,614	10,102	-651,796	-478,167	-648,188
VFQS	-110,479	-554,420	-5,589,997	-13,586,657	50,793	101,865	119,967	694,399	59,686	452,555	5,470,030	12,892,258
QNNS	-331,632	-338,196	-351,827	-498,140	0	0	0	-5,000	331,632	338,196	351,827	503,140
GWCS	241,282	213,303	676,341	2,558,608	0	0	40,000	42,938	-241,282	-213,303	-716,341	-2,601,546
QGTS	1,651,356	7,207,050	7,640,194	5,932,875	0	500,536	481,706	359,036	-1,651,356	-7,707,586	-8,121,900	-6,291,911

Trading values by nationality for the last Session

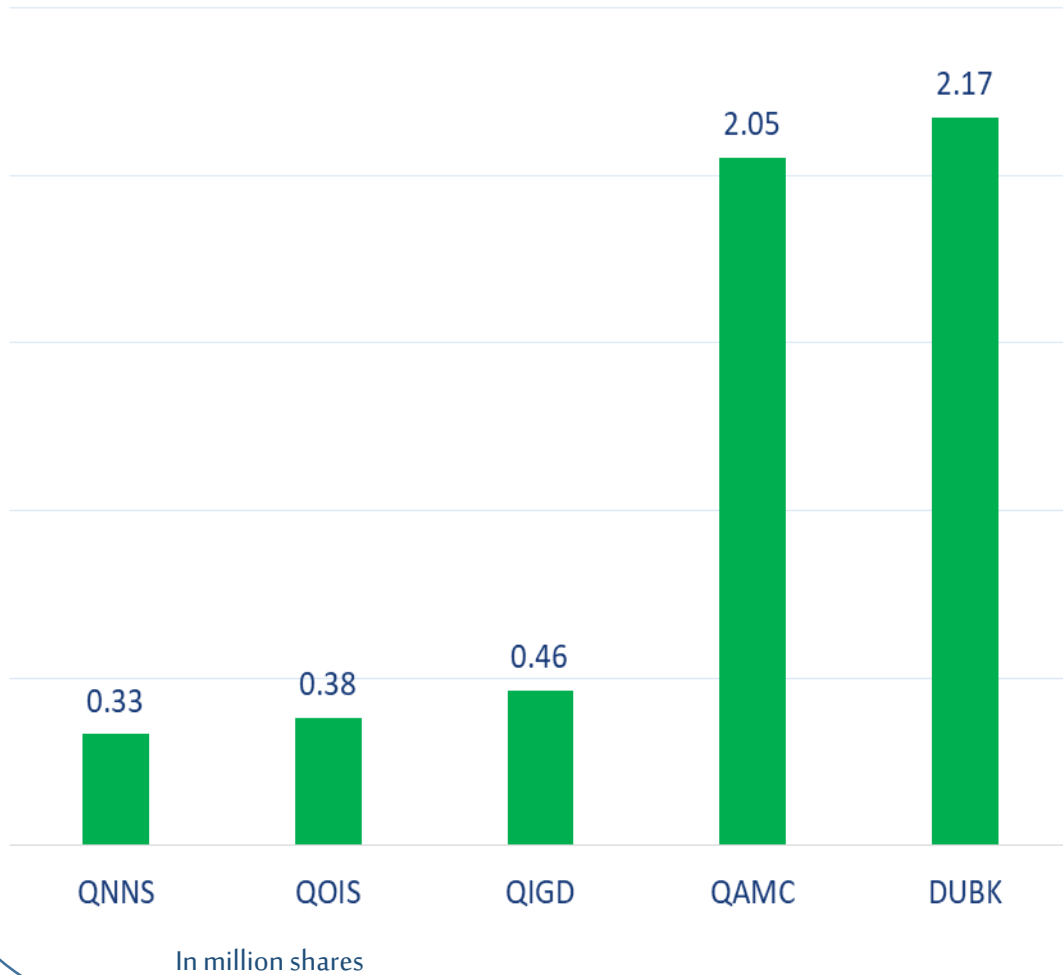
Nationality	Purchasing Value	Selling Value	Difference
Qataris	265.70	253.89	11.81
GCC	14.17	15.72	-1.55
Arab	44.91	51.43	-6.52
Foreigners	92.64	96.38	-3.74
Total	417.41	417.41	0

In million QAR

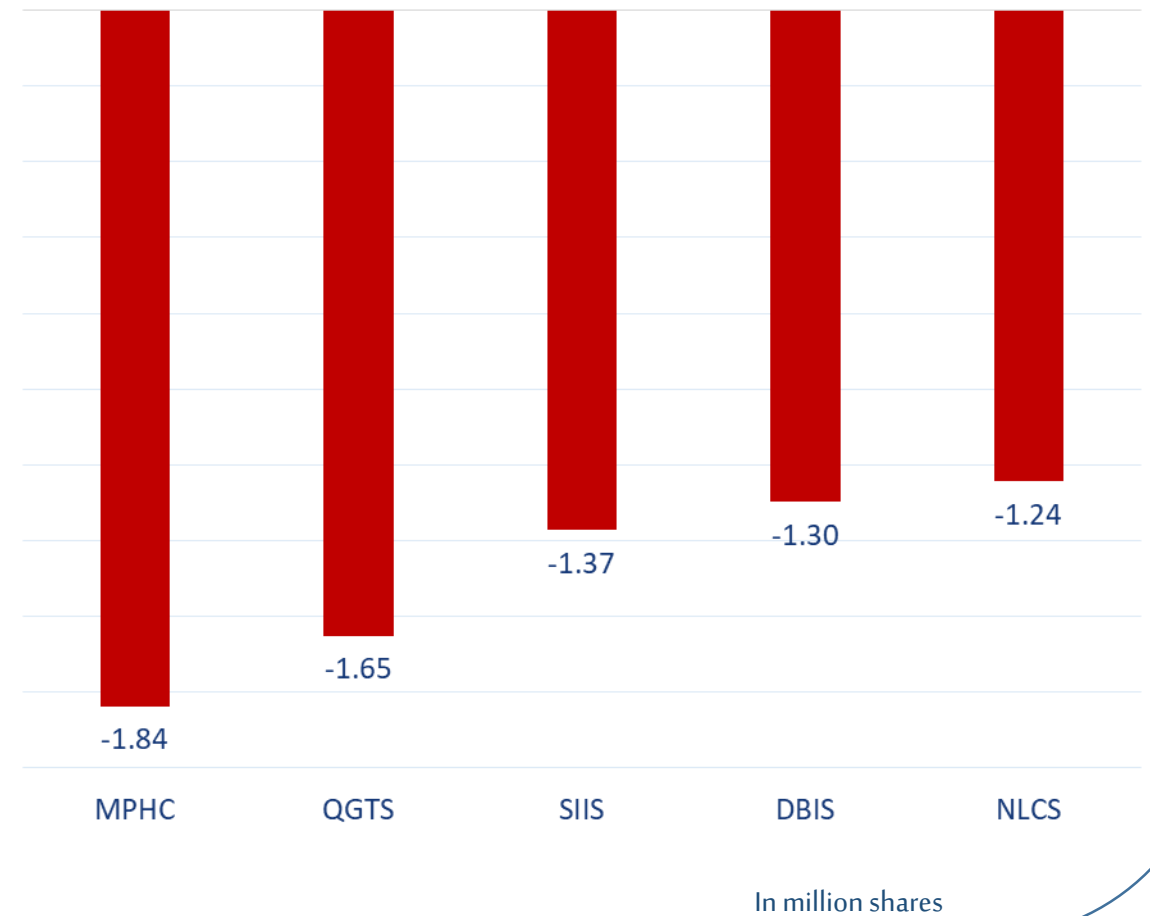
Trading by nationality for the last Session

Nationality	Buy %	Sell %	Net
Qataris	63.65%	60.82%	2.83%
GCC	3.39%	3.77%	-0.37%
Arab	10.76%	12.32%	-1.56%
Foreigners	22.19%	23.09%	-0.90%

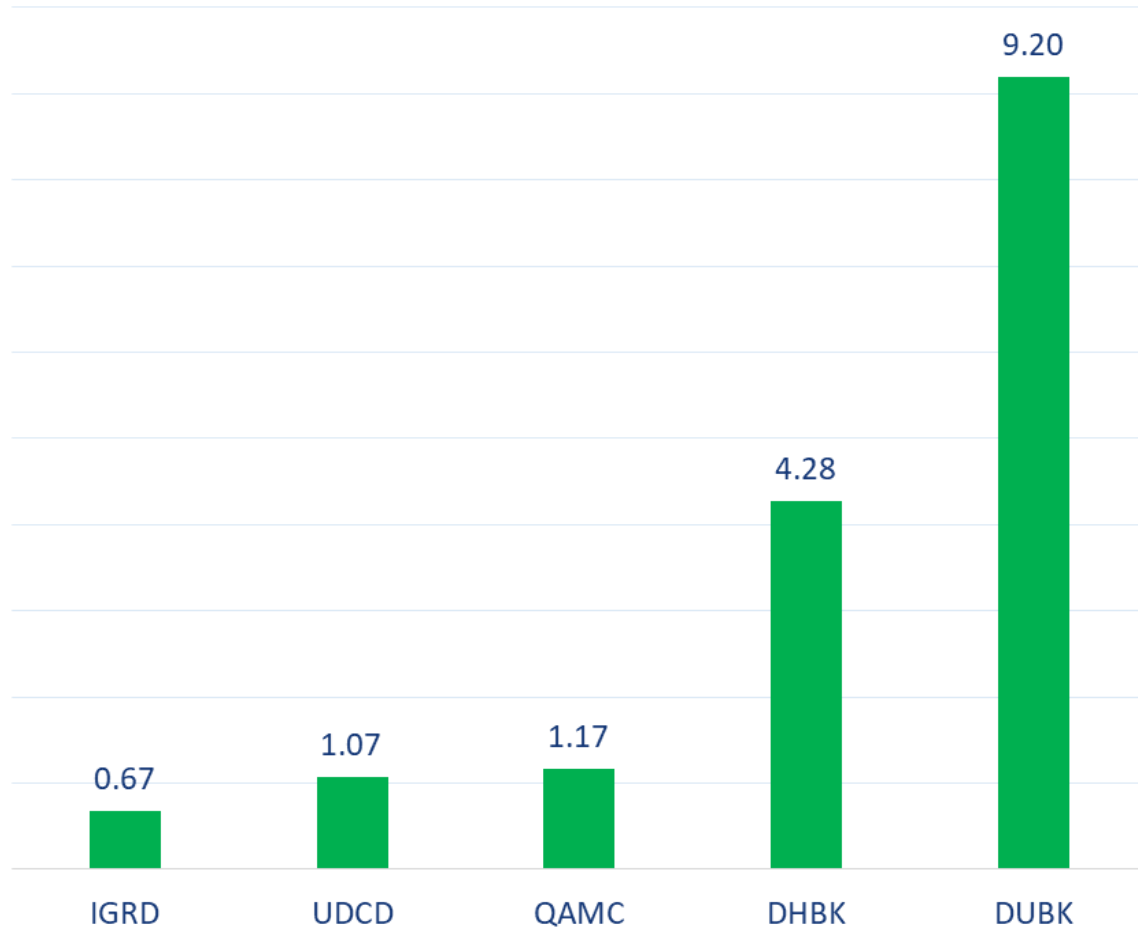
Top 5 Companies bought (net) by **Foreigners** in the last session



Top 5 Companies sold (net) by **Foreigners** in the last session

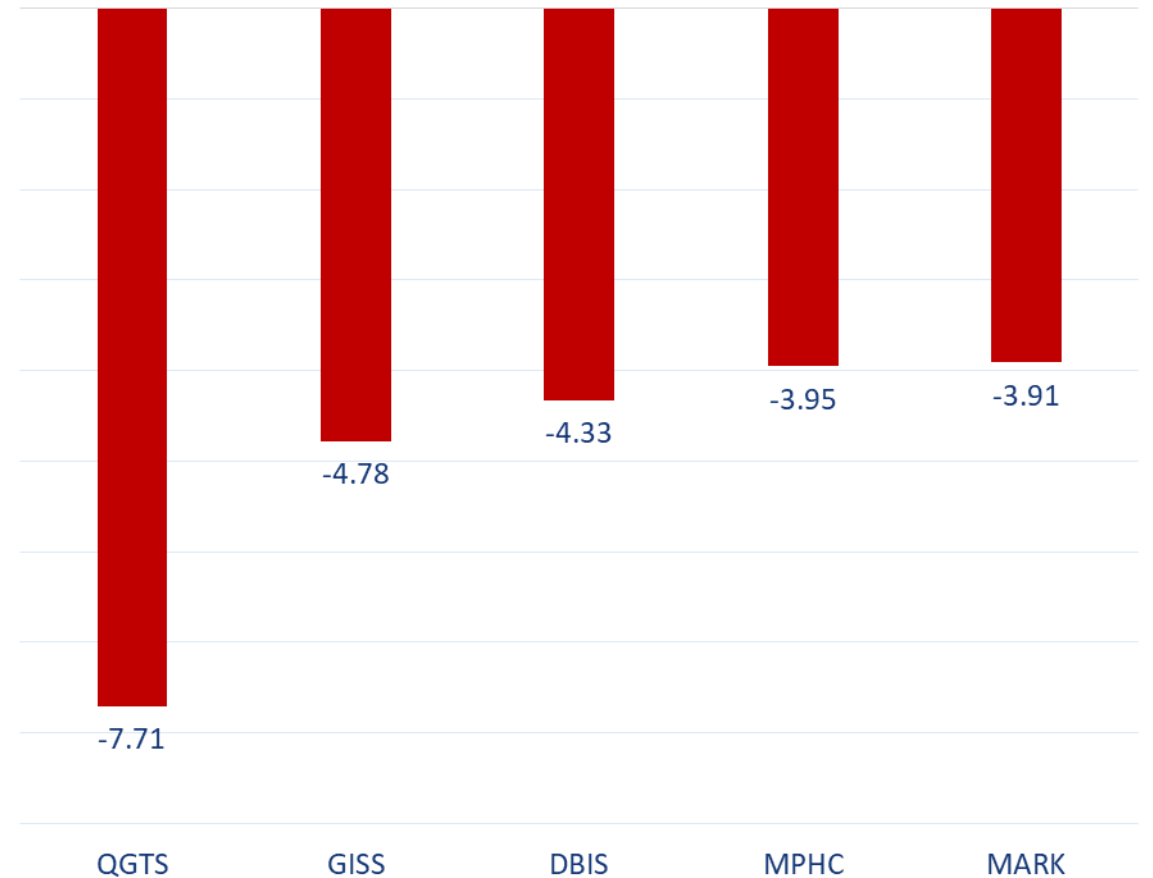


Top 5 Companies bought (net) by **Foreigners** over the last week



In million shares

Top 5 Companies sold (net) by **Foreigners** over the last week



In million shares



The figures represent a change in the number of shares.

Daily Change: The net change between 9th and 8th of August trading sessions

Change for the last 5 sessions: The total daily net change for the last 5 sessions.


Change for the last 10 sessions: The total daily net change for the last 10 sessions.

Change for the last 20 sessions: The total daily net change for the last 20 sessions.

DISCLAIMER:

The information contained was obtained from various public sources believed to be reliable, but we do not guarantee its accuracy. Wasata Financial Securities makes no representations or warranties (express or implied) regarding the data and information provided and Wasata Financial Securities does not represent that the information content of this document is complete, or free from any error, not misleading, or fit for any particular purpose. This report document provides general information only. Neither the information nor any opinion expressed constitutes an offer or an invitation to make an offer, to buy or sell any securities or other investment products related to such securities or investments.

This report document contained is subject to change without prior notice. Wasata assumes no responsibility to update the information in this report document.



Prepared by Financial Advisory Department


للأوراق المالية
FINANCIAL SECURITIES

+974 44498880

ramzi.qasmieh@Wasata.qa