



## Daily Report for Ownership Changes

31<sup>st</sup> of July 2023 Session

									31-Jul			
Company	Qatari				GCC				Foreigners			
	Daily Chg.	Last 5 Sessions Chg.	Last 10 Sessions Chg.	Last 20 Sessions Chg.	Daily Chg.	Last 5 Sessions Chg.	Last 10 Sessions Chg.	Last 20 Sessions Chg.	Daily Chg.	Last 5 Sessions Chg.	Last 10 Sessions Chg.	Last 20 Sessions Chg.
QNBK	-1,456,613	-1,931,104	-813,922	997,045	-35,532	-112,203	-291,846	-134,161	1,492,145	2,043,307	1,105,768	-862,884
QIBK	-449,461	-1,692,316	-5,307,220	-8,082,472	-21,096	-21,195	-45,510	-42,335	470,557	1,713,511	5,352,730	8,124,807
CBQK	-664,892	-6,020,828	-12,370,818	-12,317,870	0	-534,538	-379,577	-223,340	664,892	6,555,366	12,750,395	12,541,210
DHBK	-679,041	875,030	1,427,876	170,110	-34,751	163,375	264,510	62,960	713,792	-1,038,405	-1,692,386	-233,070
ABQK	0	-60	-60	2,940	0	0	0	456	0	60	60	-3,396
QIIK	-531,815	-837,721	-931,612	-1,468,479	0	200,000	200,000	203,450	531,815	637,721	731,612	1,265,029
MARK	-1,121,513	-3,094,826	-1,134,048	8,357,434	62,986	-108,984	-49,054	43,280	1,058,527	3,203,810	1,183,102	-8,400,714
DUBK	-2,538,008	-8,496,871	-13,483,979	-29,192,415	0	0	-23,438	-37,153	2,538,008	8,496,871	13,507,417	29,229,568
QFBO	-207,991	1,201,356	2,769,411	2,077,025	0	0	-411,016	-582,216	207,991	-1,201,356	-2,358,395	-1,494,809
NLCS	274,053	-6,283,533	-7,366,747	-7,924,559	8,789	-126,190	-250,186	-147,711	-282,842	6,409,723	7,616,933	8,072,270
DBIS	-166,741	-92,555	-1,409,711	-1,247,849	7,675	7,675	-24,130	-56,130	159,066	84,880	1,433,841	1,303,979
QOIS	-757,620	-11,823,218	-4,600,855	-3,174,679	163,001	458,967	-436,512	-121,326	594,619	11,364,251	5,037,367	3,296,005
IHGS	-21,107	-472,157	-1,454,030	-1,457,642	5,000	11,105	15,000	-45,873	16,107	461,052	1,439,030	1,503,515
ZHCD	-5,690	-15,955	-15,855	-11,729	5,000	5,000	5,000	5,000	690	10,955	10,855	6,729
QGMD	-185,679	1,611,532	3,209,079	1,867,120	0	-207,854	-219,829	-213,018	185,679	-1,403,678	-2,989,250	-1,654,102
SIIS	1,933,677	3,603,575	-2,661,580	-4,315,285	-742,573	-713,147	61,248	-1,085,944	-1,191,104	-2,890,428	2,600,332	5,401,229
BLDN	220,295	-2,312,050	-5,233,227	-6,302,414	66,023	57,023	53,716	63,716	-286,318	2,255,027	5,179,511	6,238,698
MCGS	-25,728	144,197	184,765	-64,348	5,000	5,000	7,000	7,000	20,728	-149,197	-191,765	57,348
QCFS	0	0	0	179	0	0	0	0	0	0	0	-179
QFLS	-110,196	806,297	199,184	86,327	0	-8,678	-8,678	-8,694	110,196	-797,619	-190,506	-77,633
WDAM	-18,202	-2,073,048	-2,697,618	-1,221,412	-67,413	167,047	93,300	218,474	85,615	1,906,001	2,604,318	1,002,938
MCCS	-177,240	-218,067	-558,235	-489,718	200,000	294,000	355,035	405,035	-22,760	-75,933	203,200	84,683
MERS	14,219	34,681	98,863	-263,980	0	350	350	1,045	-14,219	-35,031	-99,213	262,935
QIMD	63,600	18,037	32,915	13,192	0	-8,923	0	5,400	-63,600	-9,114	-32,915	-18,592
QNCD	4,183	-16,486	-51,045	-149,444	0	0	0	12	-4,183	16,486	51,045	149,432

									31-Jul			
Company	Qatari				GCC				Foreigners			
	Daily Chg.	Last 5 Sessions Chg.	Last 10 Sessions Chg.	Last 20 Sessions Chg.	Daily Chg.	Last 5 Sessions Chg.	Last 10 Sessions Chg.	Last 20 Sessions Chg.	Daily Chg.	Last 5 Sessions Chg.	Last 10 Sessions Chg.	Last 20 Sessions Chg.
IQCD	562,355	-6,540,140	-8,687,937	-13,435,236	-100,000	-171,754	-129,846	-155,491	-462,355	6,711,894	8,817,783	13,589,186
QIGD	30,209	-225,256	308,819	93,043	52	-2,369	-1,257,848	-1,263,877	-30,261	227,625	949,029	1,170,834
QEWS	-3,438	-804,815	-1,385,471	-2,371,520	0	-700	500	938	3,438	805,515	1,384,971	2,370,582
AHCS	903	-1,401,250	-1,411,325	-604,136	0	0	18,615	28,115	-903	1,401,250	1,392,710	576,021
GISS	-145,430	-351,729	-201,979	-12,203,413	-2,000	-27,931	-167,977	-88,209	147,430	379,660	369,956	12,291,622
MPHC	69,445	534,098	700,272	576,747	0	0	5,432	33,932	-69,445	-534,098	-705,704	-610,679
IGRD	1,148,845	1,576,734	3,216,897	-197,109	0	-17,400	249,269	281,354	-1,148,845	-1,559,334	-3,466,166	-84,245
QAMC	738,812	-8,382,846	-6,615,522	-5,077,920	-132,587	154,070	283,241	597,614	-606,225	8,228,776	6,332,281	4,480,306
QATI	-133,135	734,778	874,719	-1,467,154	-45,000	-10,000	22,200	-14,000	178,135	-724,778	-896,919	1,481,154
DOHI	-76,291	-131,939	-87,809	100,824	0	0	0	-50	76,291	131,939	87,809	-100,774
QGRI	0	49,444	-169,353	-189,422	0	0	0	0	0	-49,444	169,353	189,422
AKHI	141,110	164,253	263,115	509,224	-45,802	0	0	0	-95,308	-164,253	-263,115	-509,224
QISI	-1,000	36,299	46,796	27,987	0	0	0	0	1,000	-36,299	-46,796	-27,987
BEMA	0	-5,679	-8,288	-22,873	0	0	0	0	0	5,679	8,288	22,873
QLMI	-10,000	-82,169	-124,799	-194,491	0	0	0	50,000	10,000	82,169	124,799	144,491
UDCD	-2,413,382	-1,566,379	-3,022,849	-4,429,794	588,458	598,458	562,455	588,455	1,824,924	967,921	2,460,394	3,841,339
BRES	754,004	530,411	-627,500	2,481,142	15,000	-11,170	-194,207	-186,758	-769,004	-519,241	821,707	-2,294,384
ERES	540,075	1,099,457	409,321	226,394	0	-73,594	-55,383	-255,383	-540,075	-1,025,863	-353,938	28,989
MRDS	4,096,303	1,507,413	-3,393,634	3,289,318	46,825	-11,361	375,538	461,759	-4,143,128	-1,496,052	3,018,096	-3,751,077
ORDS	-85,913	-126,602	65,527	-581,815	874	874	2,666	-66,067	85,039	125,728	-72,982	647,882
VFOS	-908,052	-4,993,727	-6,831,202	-25,744,025	51,514	-50,986	616,006	550,946	856,538	5,044,713	6,215,196	25,193,079
QNNS	-21,008	118,112	-146,015	219,642	0	0	-5,000	0	21,008	-118,112	151,015	-219,642
GWCS	243,650	500,304	1,782,159	3,153,476	9,147	42,938	42,938	42,994	-252,797	-543,242	-1,825,097	-3,196,470
QGTS	-192,029	-1,911,638	-2,296,005	-3,048,492	-1,100	-20,150	-81,760	-159,815	193,129	1,931,788	2,377,765	3,208,307

## Trading values by nationality for the last Session

Nationality	Purchasing Value	Selling Value	Difference
Qataris	263.96	312.10	-48.14
GCC	14.72	18.99	-4.27
Arab	44.96	65.53	-20.57
Foreigners	203.03	130.05	72.98
Total	526.67	526.67	0

In million QAR

## Trading by nationality for the last Session

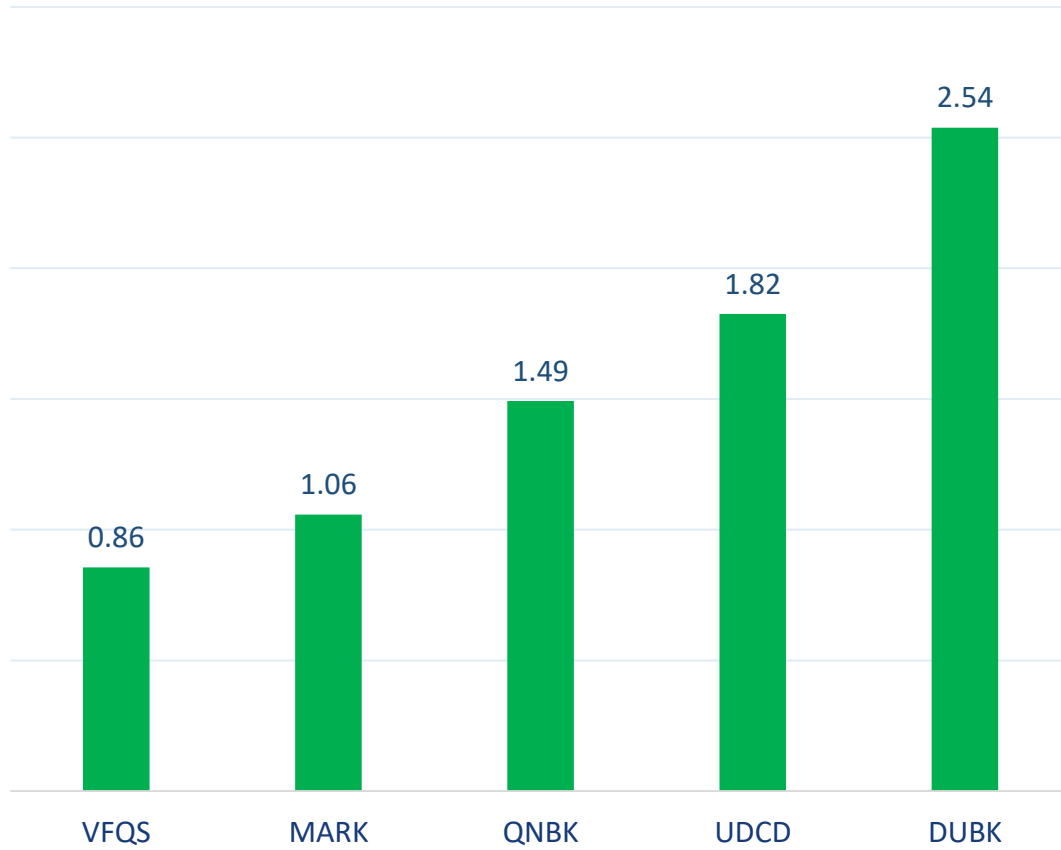
Nationality	Buy %	Sell %	Net
Qataris	50.12%	59.26%	-9.14%
GCC	2.79%	3.61%	-0.81%
Arab	8.54%	12.44%	-3.91%
Foreigners	38.55%	24.69%	13.86%

## Trading values by nationality in July

Nationality	Purchasing Value	Selling Value	Difference
Qataris	5,589.63	6,261.07	-671.44
GCC	862.25	267.80	594.45
Arab	1,323.86	1,341.45	-17.59
Foreigners	2,170.43	2,075.85	94.58
Total	9,946.17	9,946.17	0

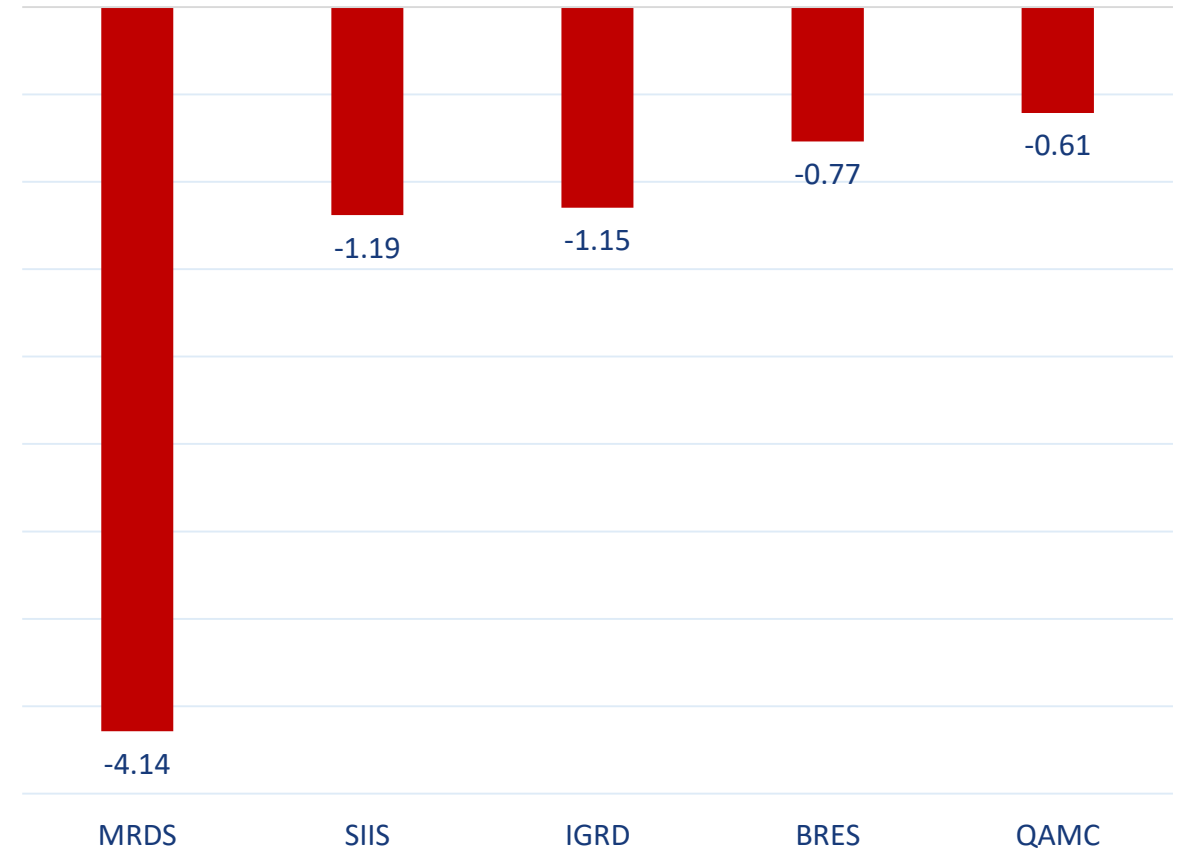
In million QAR

Top 5 Companies bought (net) by **Foreigners** in the last session



In million shares

Top 5 Companies sold (net) by **Foreigners** in the last session



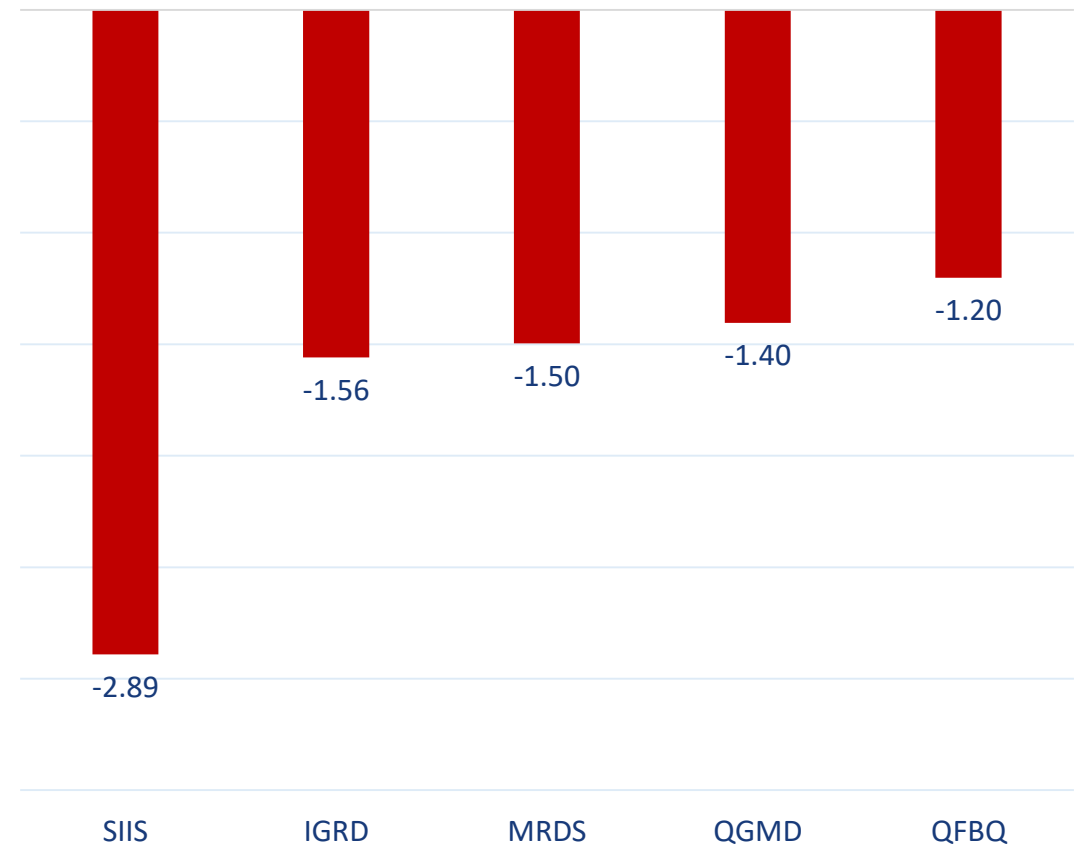
In million shares

Top 5 Companies bought (net) by **Foreigners** over the last week



In million shares

Top 5 Companies sold (net) by **Foreigners** over the last week



In million shares





The figures represent a change in the number of shares.

Daily Change: The net change between 31<sup>st</sup> and 30<sup>th</sup> of July trading sessions

Change for the last 5 sessions: The total daily net change for the last 5 sessions.


Change for the last 10 sessions: The total daily net change for the last 10 sessions.

Change for the last 20 sessions: The total daily net change for the last 20 sessions.

## **DISCLAIMER:**

The information contained was obtained from various public sources believed to be reliable, but we do not guarantee its accuracy. Wasata Financial Securities makes no representations or warranties (express or implied) regarding the data and information provided and Wasata Financial Securities does not represent that the information content of this document is complete, or free from any error, not misleading, or fit for any particular purpose. This report document provides general information only. Neither the information nor any opinion expressed constitutes an offer or an invitation to make an offer, to buy or sell any securities or other investment products related to such securities or investments.

This report document contained is subject to change without prior notice. Wasata assumes no responsibility to update the information in this report document.



Prepared by Financial Advisory Department

  
للأوراق المالية  
FINANCIAL SECURITIES

+974 44498880

[ramzi.qasmieh@Wasata.qa](mailto:ramzi.qasmieh@Wasata.qa)