



## Daily Report for Ownership Changes

10<sup>th</sup> of September 2023 Session

Company									10-Sep			
	Qatari				GCC				Foreigners			
	Daily Chg.	Last 5 Sessions Chg.	Last 10 Sessions Chg.	Last 20 Sessions Chg.	Daily Chg.	Last 5 Sessions Chg.	Last 10 Sessions Chg.	Last 20 Sessions Chg.	Daily Chg.	Last 5 Sessions Chg.	Last 10 Sessions Chg.	Last 20 Sessions Chg.
QNBK	82,376	2,036,356	4,929,428	6,564,574	0	201,234	223,515	576,973	-82,376	-2,237,590	-5,152,943	-7,141,547
QIBK	-117,648	440,883	2,325,015	2,840,018	35,000	43,109	35,576	-10,977	82,648	-483,992	-2,360,591	-2,829,041
CBQK	346,950	2,188,610	3,380,789	5,671,927	0	44,567	156,398	250,936	-346,950	-2,233,177	-3,537,187	-5,922,863
DHBK	421,715	3,390,663	3,264,412	4,840,220	210,752	110,752	121,389	330,752	-632,467	-3,501,415	-3,385,801	-5,170,972
ABQK	0	0	-703	-3,503	0	0	0	0	0	0	703	3,503
QIIK	6,754	239,784	972,291	1,209,633	0	0	-11,620	-1,620	-6,754	-239,784	-960,671	-1,208,013
MARK	-2,073,784	-2,050,250	3,915,814	15,701,625	189,158	423,537	424,017	487,230	1,884,626	1,626,713	-4,339,831	-16,188,855
DUBK	-1,769,489	-4,875,363	-6,251,014	-23,817,368	0	500	-13,256	-11,018	1,769,489	4,874,863	6,264,270	23,828,386
QFBQ	310,437	326,046	695,970	1,683,055	16,057	75,978	84,200	-1,395,362	-326,494	-402,024	-780,170	-287,693
NLCS	-650,153	3,211,757	-4,147,256	-7,882,988	34,309	185,331	493,643	629,522	615,844	-3,397,088	3,653,613	7,253,466
DBIS	-170,955	423,168	565,153	431,780	-28,620	-131,153	-173,059	-220,642	199,575	-292,015	-392,094	-211,138
QOIS	95,219	63,209	-351,006	6,501,219	0	11,633	-41,205	2,633	-95,219	-74,842	392,211	-6,503,852
IHGS	-19,251	276,454	375,065	164,910	0	-6,540	-6,281	-4,210	19,251	-269,914	-368,784	-160,700
ZHCD	0	-16,445	-19,685	-41,499	0	0	0	0	0	16,445	19,685	41,499
QGMD	-208,577	-1,595,616	-1,019,341	-886,965	-20,699	269,640	257,079	-17,861	229,276	1,325,976	762,262	904,826
SIS	407,848	14,027,905	14,605,948	9,605,015	30,647	-417,423	-403,948	-391,209	-438,495	-13,610,482	-14,202,000	-9,213,806
BLDN	-2,419,329	-2,024,658	-4,445,368	-4,384,796	16,519	15,519	31,667	-85,640	2,402,810	2,009,139	4,413,701	4,470,436
MCGS	70,442	-140,846	458,387	985,848	0	0	-117,250	-205,860	-70,442	140,846	-341,137	-779,988
QCFS	0	-10	-301	-13,030	0	0	0	0	0	10	301	13,030
QFLS	-21,273	78,046	658,290	1,200,209	0	-801	-2,741	-4,128	21,273	-77,245	-655,549	-1,196,081
WDAM	20,490	1,065,123	-9,819	1,245,332	-12,000	-7,337	-100,894	-242,480	-8,490	-1,057,786	110,713	-1,002,852
MCCS	-45,158	45,144	207,684	102,968	0	0	-45,558	-174,850	45,158	-45,144	-162,126	71,882
MERS	-10,467	39,523	99,010	32,423	0	-132	-132	668	10,467	-39,391	-98,878	-33,091
MEZA	-85,705	-1,043,080	-12,406,106	-30,383,797	-4,654	-33,770	143,338	159,992	90,359	1,076,850	12,262,768	30,223,805
QIMD	-21,834	-119,951	-120,772	169,648	0	0	-58,333	-103,530	21,834	119,951	179,105	-66,118

Company									10-Sep			
	Qatari				GCC				Foreigners			
	Daily Chg.	Last 5 Sessions Chg.	Last 10 Sessions Chg.	Last 20 Sessions Chg.	Daily Chg.	Last 5 Sessions Chg.	Last 10 Sessions Chg.	Last 20 Sessions Chg.	Daily Chg.	Last 5 Sessions Chg.	Last 10 Sessions Chg.	Last 20 Sessions Chg.
QNCD	-506,182	122,829	4,396,479	4,702,938	0	1,000	2,826	808	506,182	-123,829	-4,399,305	-4,703,746
IQCD	673,800	-1,125,453	864,350	3,460,958	-387	-27,419	37,496	61,393	-673,413	1,152,872	-901,846	-3,522,351
QIGD	-151,050	261,044	174,008	1,427,074	0	-1,000	-21,340	-21,340	151,050	-260,044	-152,668	-1,405,734
QEWS	39,948	-93,306	478,191	724,552	0	0	0	-17,642	-39,948	93,306	-478,191	-706,910
AHCS	263,592	607,938	1,841,307	1,683,723	0	25,925	103,468	93,353	-263,592	-633,863	-1,944,775	-1,777,076
GISS	-2,249,616	-9,739,147	-15,225,912	-20,892,575	-17,035	-174,747	-151,587	-317,457	2,266,651	9,913,894	15,377,499	21,210,032
MPHC	558,063	784,348	5,337,146	14,144,864	0	1,975	-94,101	-245,768	-558,063	-786,323	-5,243,045	-13,899,096
IGRD	240,024	2,567,168	1,125,944	774,920	0	16,400	-517,730	-575,289	-240,024	-2,583,568	-608,214	-199,631
QAMC	-3,038,601	-1,512,103	-249,916	-2,109,177	-16,589	-155,294	-380,065	-263,955	3,055,190	1,667,397	629,981	2,373,132
QATI	27,242	1,803,829	30,501,536	31,533,491	0	0	0	-19,000	-27,242	-1,803,829	-30,501,536	-31,514,491
DOHI	-861	-1,116	39,015	-591,261	-7,059	-22,933	-32,058	164,785	7,920	24,049	-6,957	426,476
QGRI	-8,400	42,235	-3,934	2,182	0	0	0	-14,185	8,400	-42,235	3,934	12,003
AKHI	-104,209	-539,196	203,376	-360,332	0	-26,100	-26,100	-19,548	104,209	565,296	-177,276	379,880
QISI	0	1,676	7,965	28,591	0	0	0	0	0	-1,676	-7,965	-28,591
BEMA	-50	-2,475	-10,620	-45,123	0	0	0	0	50	2,475	10,620	45,123
QLMI	-5,506	-1,282	22,380	-2,441	0	-1,600	8,400	3,576	5,506	2,882	-30,780	-1,135
UDCD	113,197	396,479	1,112,374	196,071	0	0	4,000	-6,350	-113,197	-396,479	-1,116,374	-189,721
BRES	-15,035	3,347,536	5,342,482	6,744,147	0	0	5,925	-44,918	15,035	-3,347,536	-5,348,407	-6,699,229
ERES	67,393	-808,798	-344,496	-2,430,729	10,011	-107,783	63,582	151,649	-77,404	916,581	280,914	2,279,080
MRDS	-46,233	878,368	-5,040,706	-3,267,037	-142,772	707,047	986,834	502,741	189,005	-1,585,415	4,053,872	2,764,296
ORDS	-70,420	957,361	4,272,476	4,841,936	0	-9,600	18,504	29,912	70,420	-947,761	-4,290,980	-4,871,848
VFQS	150,259	405,329	-1,722,280	-5,976,000	0	-4,177	-5,572	-53,472	-150,259	-401,152	1,727,852	6,029,472
QNNS	25,077	469,716	1,453,854	1,609,470	0	0	-21,583	-37,000	-25,077	-469,716	-1,432,271	-1,572,470
GWCS	5,800	181,645	696,195	877,301	-14,231	0	0	-288	8,431	-181,645	-696,195	-877,013
QGTS	-51,857	1,194,650	6,592,690	9,619,757	-70,000	-4,202	-230,574	-264,701	121,857	-1,190,448	-6,362,116	-9,355,056

## Trading values by nationality for the last Session

Nationality	Purchasing Value	Selling Value	Difference
Qataris	440.48	461.03	-20.56
GCC	15.72	10.05	5.68
Arab	73.72	65.63	8.09
Foreigners	49.04	42.25	6.79
Total	578.97	578.97	0.00

In million QAR

## Trading by nationality for the last Session

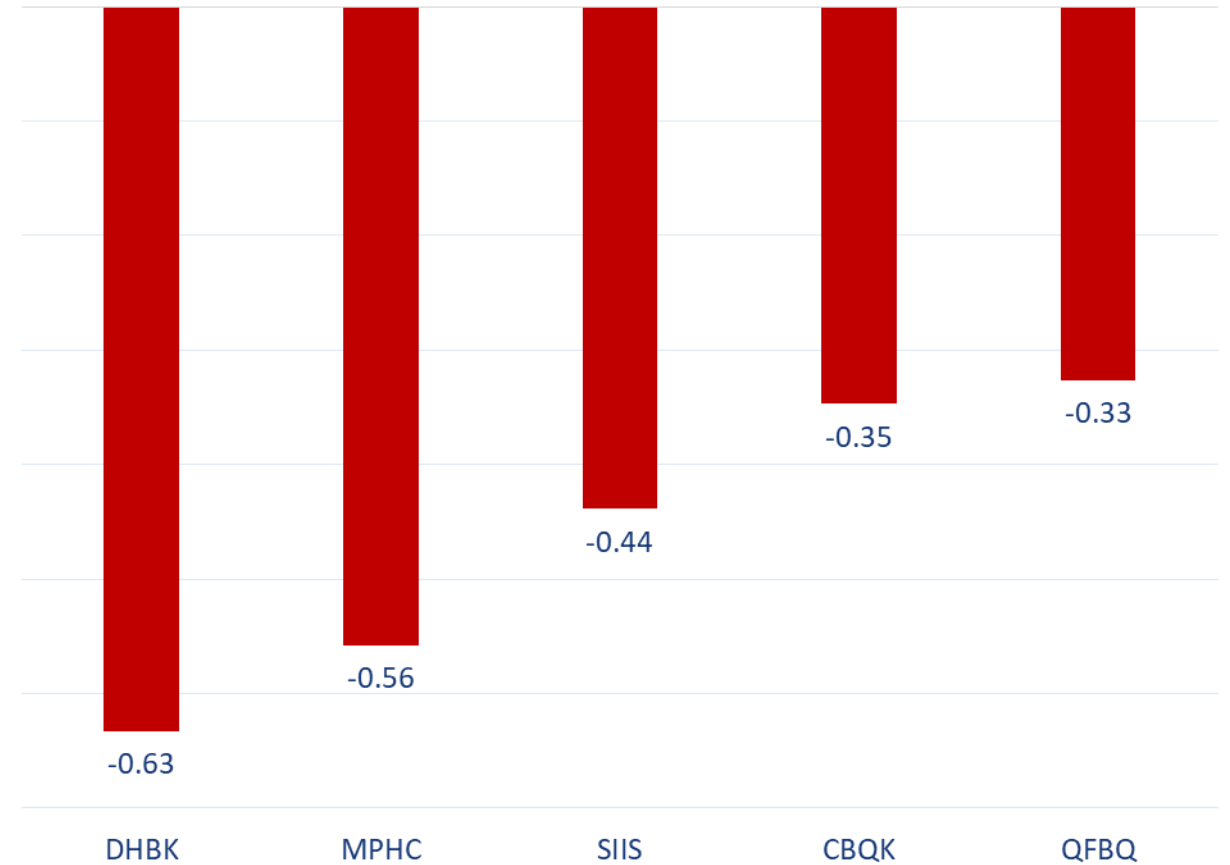
Nationality	Buy %	Sell %	Net
Qataris	76.08%	79.63%	-3.6%
GCC	2.72%	1.74%	1.0%
Arab	12.73%	11.34%	1.4%
Foreigners	8.47%	7.30%	1.2%

### Top 5 Companies bought (net) by **Foreigners** in the last session



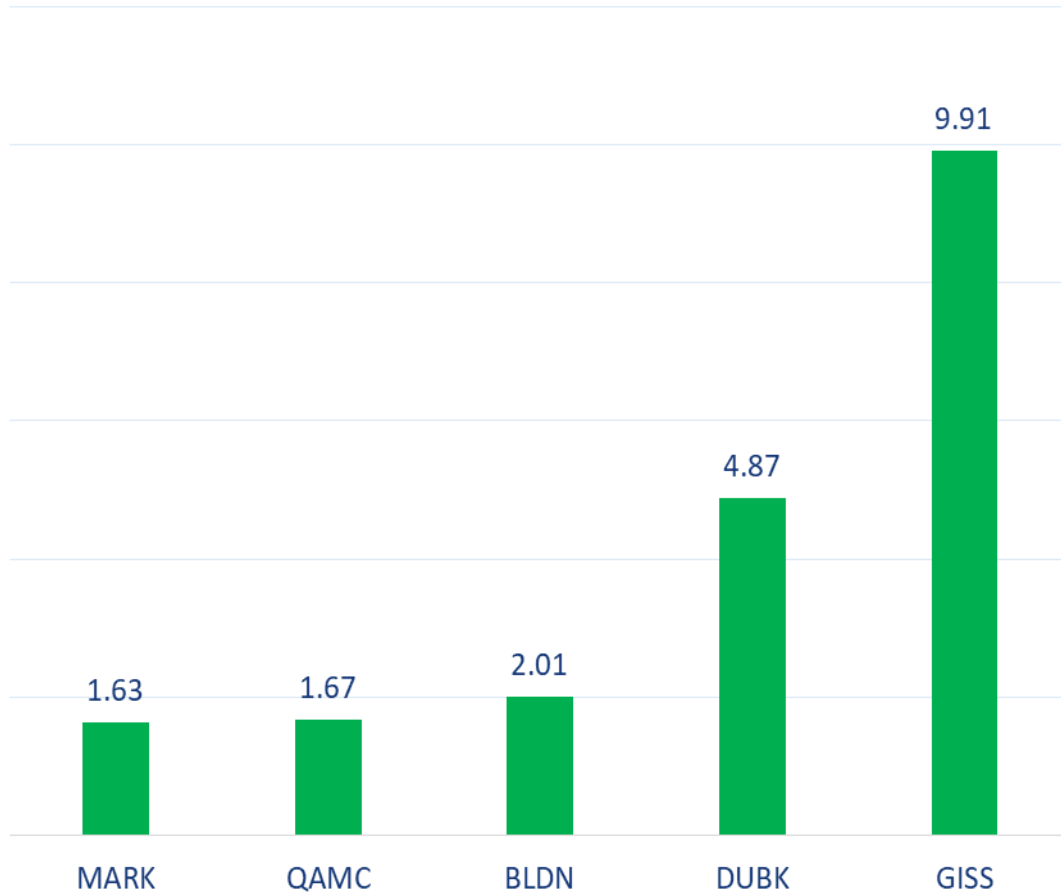
In million shares

### Top 5 Companies sold (net) by **Foreigners** in the last session



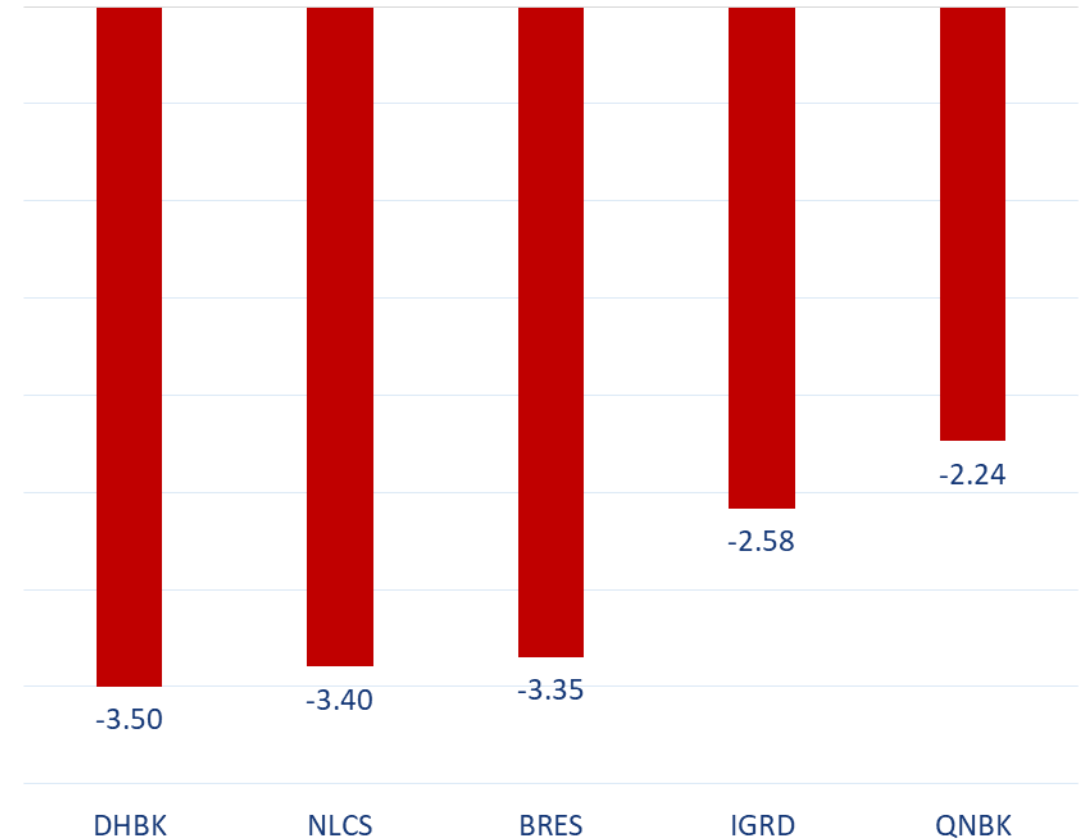
In million shares

Top 5 Companies bought (net) by **Foreigners** over the last week



In million shares

Top 5 Companies sold (net) by **Foreigners** over the last week



In million shares



The figures represent a change in the number of shares.

Daily Change: The net change between 10<sup>th</sup> and 7<sup>th</sup> of September.

Change for the last 5 sessions: The total daily net change for the last 5 sessions.

Change for the last 10 sessions: The total daily net change for the last 10 sessions.

Change for the last 20 sessions: The total daily net change for the last 20 sessions.

## **DISCLAIMER:**

The information contained was obtained from various public sources believed to be reliable, but we do not guarantee its accuracy. Wasata Financial Securities makes no representations or warranties (express or implied) regarding the data and information provided and Wasata Financial Securities does not represent that the information content of this document is complete, or free from any error, not misleading, or fit for any particular purpose. This report document provides general information only. Neither the information nor any opinion expressed constitutes an offer or an invitation to make an offer, to buy or sell any securities or other investment products related to such securities or investments.

This report document contained is subject to change without prior notice. Wasata assumes no responsibility to update the information in this report document.





Prepared by Financial Advisory Department

  
للأوراق المالية  
FINANCIAL SECURITIES

+974 44498880

[ramzi.qasmieh@Wasata.qa](mailto:ramzi.qasmieh@Wasata.qa)