



Daily Report for Ownership Changes

12th of September 2023 Session

									12-Sep			
Company	Qatari				GCC				Foreigners			
	Daily Chg.	Last 5 Sessions Chg.	Last 10 Sessions Chg.	Last 20 Sessions Chg.	Daily Chg.	Last 5 Sessions Chg.	Last 10 Sessions Chg.	Last 20 Sessions Chg.	Daily Chg.	Last 5 Sessions Chg.	Last 10 Sessions Chg.	Last 20 Sessions Chg.
QNBK	345,584	1,380,775	4,798,821	7,266,852	0	-8,206	223,033	567,242	-345,584	-1,372,569	-5,021,854	-7,834,094
QIBK	38,586	335,561	2,228,261	2,893,868	5,000	40,114	47,164	-5,692	-43,586	-375,675	-2,275,425	-2,888,176
CBQK	-590,446	750,821	2,481,976	4,829,188	0	0	125,217	246,460	590,446	-750,821	-2,607,193	-5,075,648
DHBK	298,877	3,553,053	3,622,787	5,514,268	0	-116,876	-98,065	-103,115	-298,877	-3,436,177	-3,524,722	-5,411,153
ABQK	0	0	0	-3,503	0	0	0	0	0	0	0	3,503
QIHK	95,914	359,981	1,123,161	1,223,846	-14,818	0	-11,620	-1,620	-81,096	-359,981	-1,111,541	-1,222,226
MARK	2,068,479	1,274,533	6,926,524	13,470,612	-153,205	124,503	198,130	350,855	-1,915,274	-1,399,036	-7,124,654	-13,821,467
DUBK	-3,329,390	-10,217,958	-11,012,377	-23,690,493	0	0	-13,256	-11,018	3,329,390	10,217,958	11,025,633	23,701,511
QFBQ	79,388	419,384	362,340	643,674	0	26,194	54,337	-626,899	-79,388	-445,578	-416,677	-16,775
NLCS	1,646,864	538,269	1,647,490	-9,474,360	176,553	145,138	579,479	614,914	-1,823,417	-683,407	-2,226,969	8,859,446
DBIS	-134,658	-502,165	-361,551	-199,121	0	-88,712	-155,618	-273,970	134,658	590,877	517,169	473,091
QOIS	724,236	325,929	971,690	7,094,281	2,127	-19,912	-40,540	2,760	-726,363	-306,017	-931,150	-7,097,041
IHGS	6,090	214,140	336,310	214,529	0	-6,540	-6,281	-4,210	-6,090	-207,600	-330,029	-210,319
ZHCD	-24,000	-36,672	-43,873	-57,076	0	0	0	0	24,000	36,672	43,873	57,076
QGMD	-423,925	-1,575,511	-2,712,057	-2,621,874	-95,549	-178,332	82,135	403	519,474	1,753,843	2,629,922	2,621,471
SIIS	-3,277,190	-4,265,480	9,968,924	4,111,164	65,577	-387,381	323,836	12,774	3,211,613	4,652,861	-10,292,760	-4,123,938
BLDN	-259,048	-8,863,960	-6,669,562	-6,982,407	-235,114	19,767	35,915	-78,672	494,162	8,844,193	6,633,647	7,061,079
MCGS	-26,500	-122,015	192,357	921,126	0	0	0	-205,860	26,500	122,015	-192,357	-715,266
QCFS	0	0	-301	-5,370	0	0	0	0	0	0	301	5,370
QFLS	-32,727	101,971	398,760	938,994	-9,595	-10,396	-10,396	-13,723	42,322	-91,575	-388,364	-925,271
WDAM	-1,204,918	52,044	-62,634	540,827	-28,703	2,355	-2,683	-144,676	1,233,621	-54,399	65,317	-396,151
MCCS	86,642	60,387	442,894	575,177	0	0	0	-174,850	-86,642	-60,387	-442,894	-400,327
MERS	49,296	99,563	155,419	122,456	0	-132	-132	8	-49,296	-99,431	-155,287	-122,464
MEZA	-257,486	-971,247	-6,687,275		-14,496	-11,824	-25,475	145,496	271,982	983,071	6,712,750	
QIMD	-77,203	-157,936	-209,125	61,056	0	0	0	-103,530	77,203	157,936	209,125	42,474

									12-Sep			
Company	Qatari				GCC				Foreigners			
	Daily Chg.	Last 5 Sessions Chg.	Last 10 Sessions Chg.	Last 20 Sessions Chg.	Daily Chg.	Last 5 Sessions Chg.	Last 10 Sessions Chg.	Last 20 Sessions Chg.	Daily Chg.	Last 5 Sessions Chg.	Last 10 Sessions Chg.	Last 20 Sessions Chg.
QNCD	45,414	258,891	4,633,064	5,222,542	0	0	8,659	808	-45,414	-258,891	-4,641,723	-5,223,350
IQCD	-184,322	-1,978,155	-137,770	1,898,636	-63,000	-290,319	-224,804	-199,792	247,322	2,268,474	362,574	-1,698,844
QIGD	67,601	-108,041	-227,454	1,203,378	0	-1,000	-1,000	-21,340	-67,601	109,041	228,454	-1,182,038
QEWS	-65,190	28,145	281,551	576,008	0	0	0	-17,642	65,190	-28,145	-281,551	-558,366
AHCS	352,803	1,238,935	2,391,129	2,895,922	0	16,425	93,968	75,353	-352,803	-1,255,360	-2,485,097	-2,971,275
GISS	-3,078,794	-14,073,397	-17,380,636	-27,642,536	187,278	193,458	75,107	-129,271	2,891,516	13,879,939	17,305,529	27,771,807
MPHC	585,006	1,468,959	5,258,870	14,925,217	0	0	34,232	-185,768	-585,006	-1,468,959	-5,293,102	-14,739,449
IGRD	291,587	1,995,457	3,077,809	3,909,056	-38,880	-50,040	-46,674	-601,349	-252,707	-1,945,417	-3,031,135	-3,307,707
QAMC	941,986	-6,341,680	-1,723,248	3,141,984	22,493	-25,350	-168,559	-174,995	-964,479	6,367,030	1,891,807	-2,966,989
QATI	515,106	1,222,045	21,776,193	31,125,111	0	0	0	-50,000	-515,106	-1,222,045	-21,776,193	-31,075,111
DOHI	200	24,692	4,150	-149,019	0	-71,737	-51,934	131,844	-200	47,045	47,784	17,175
QGRI	0	-8,400	-3,934	15,406	0	0	0	-9,185	0	8,400	3,934	-6,221
AKHI	-221,141	-449,484	175,920	788,139	-51,527	-39,339	-39,339	-121,173	272,668	488,823	-136,581	-666,966
QISI	2,268	2,303	13,140	5,302	0	0	0	0	-2,268	-2,303	-13,140	-5,302
BEMA	0	-135	-10,705	-37,583	0	0	0	0	0	135	10,705	37,583
QLMI	-18,341	-24,047	-20,761	-11,460	0	-1,600	8,400	8,400	18,341	25,647	12,361	3,060
UDCD	-224,580	-399,920	-439,474	336,698	0	69	69	-6,281	224,580	399,851	439,405	-330,417
BRES	459,210	415,603	5,597,591	6,825,801	0	0	0	-14,918	-459,210	-415,603	-5,597,591	-6,810,883
ERES	570,879	-1,428,958	-2,483,390	-2,640,807	0	26,231	58,036	276,554	-570,879	1,402,727	2,425,354	2,364,253
MRDS	-1,301,226	2,898,468	-2,692,996	154,347	77,391	362,839	833,537	401,556	1,223,835	-3,261,307	1,859,459	-555,903
ORDS	127,422	670,960	2,772,268	5,071,345	0	0	20,400	29,912	-127,422	-670,960	-2,792,668	-5,101,257
VFQS	70,771	217,608	2,261,085	-5,926,645	0	-6,000	-2,351	-42,776	-70,771	-211,608	-2,258,734	5,969,421
QNNS	-13,336	80,630	622,261	1,488,966	0	0	0	-37,000	13,336	-80,630	-622,261	-1,451,966
GWCS	77,552	-66,060	434,531	1,056,067	0	0	0	0	-77,552	66,060	-434,531	-1,056,067
QGTS	-1,144,065	-2,684,656	2,413,414	6,573,183	-45,382	-123,766	-145,916	-355,200	1,189,447	2,808,422	-2,267,498	-6,217,983

Trading values by nationality for the last Session

Nationality	Purchasing Value	Selling Value	Difference
Qataris	464.21	479.57	-15.36
GCC	25.42	22.33	3.08
Arab	90.19	86.93	3.26
Foreigners	117.95	108.94	9.01
Total	697.77	697.77	0.00

In million QAR

Trading by nationality for the last Session

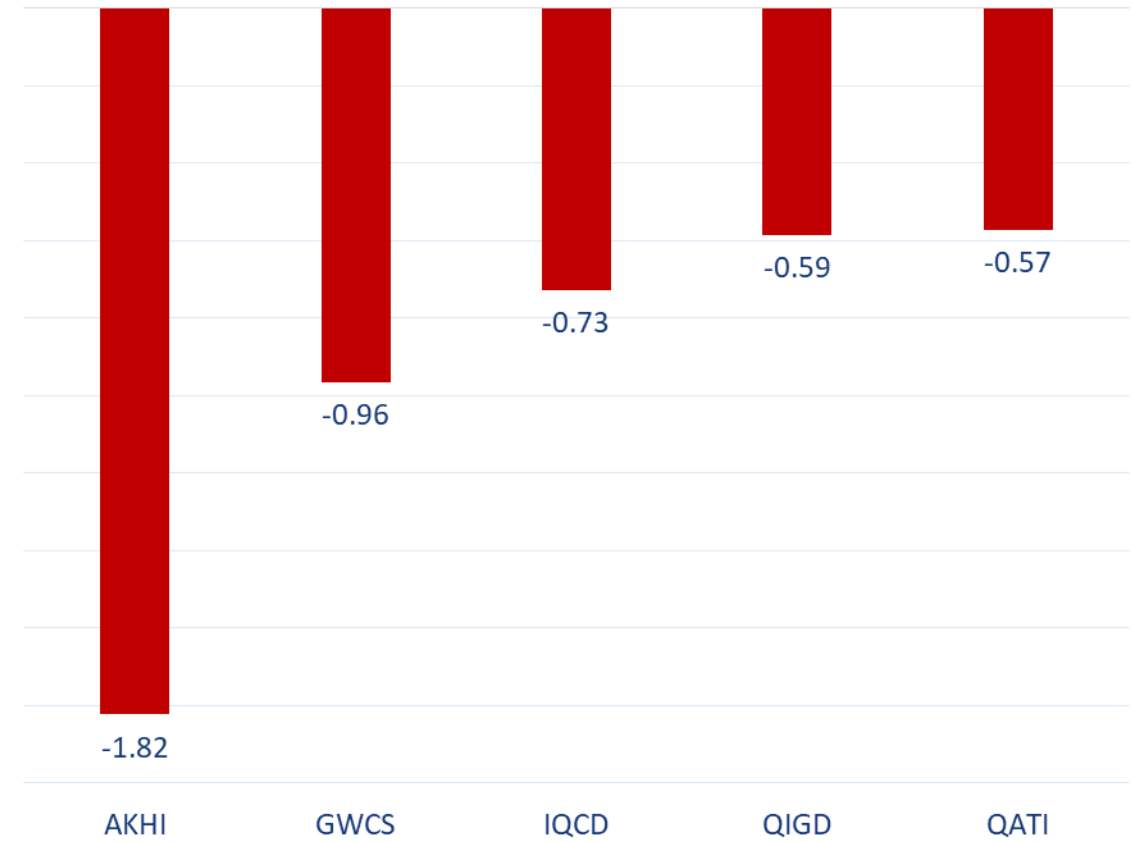
Nationality	Buy %	Sell %	Net
Qataris	66.53%	68.73%	-2.2%
GCC	3.64%	3.20%	0.4%
Arab	12.93%	12.46%	0.5%
Foreigners	16.90%	15.61%	1.3%

Top 5 Companies bought (net) by **Foreigners** in the last session



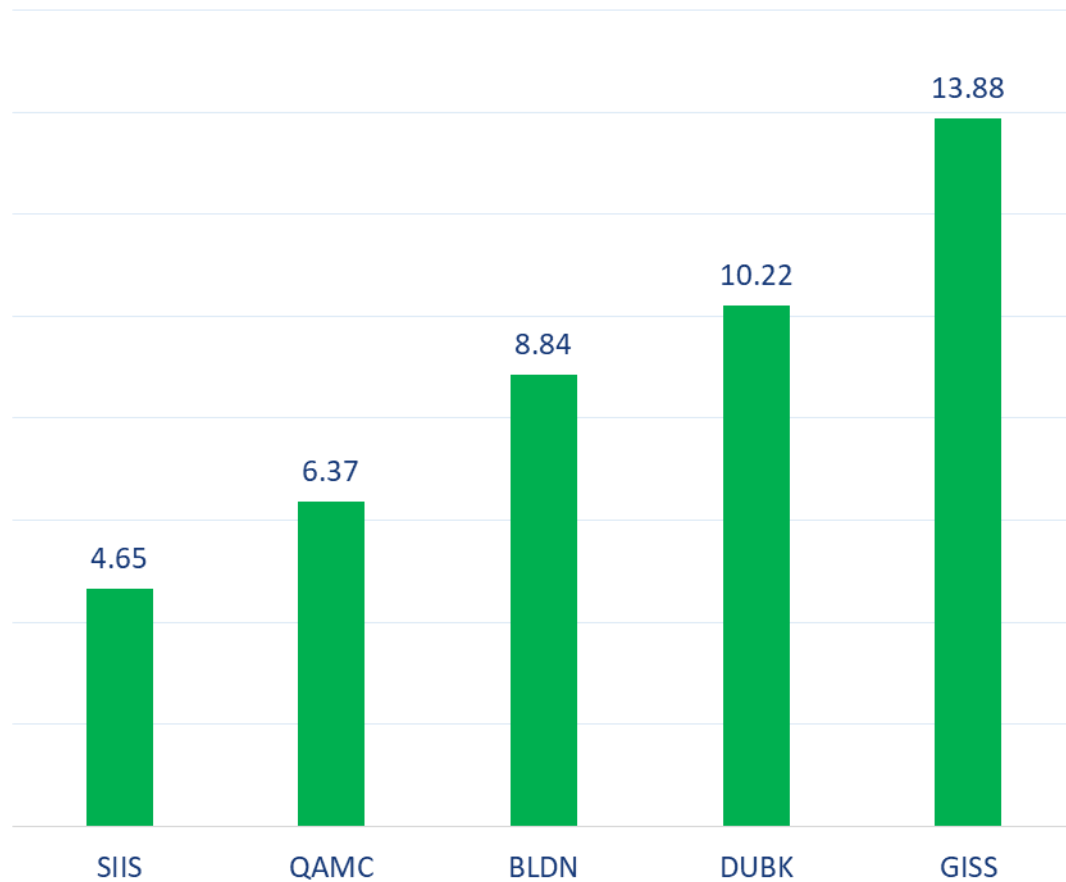
In million shares

Top 5 Companies sold (net) by **Foreigners** in the last session



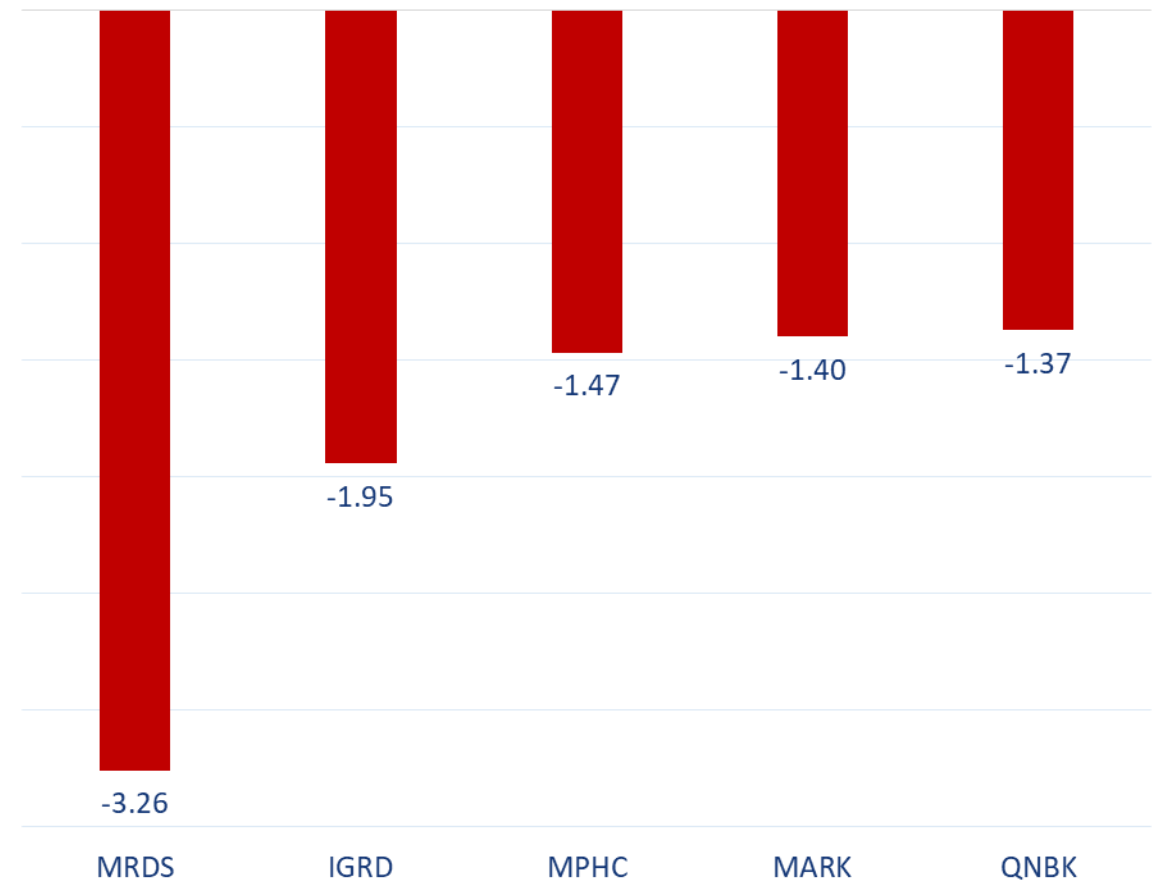
In million shares

Top 5 Companies bought (net) by **Foreigners** over the last week



In million shares

Top 5 Companies sold (net) by **Foreigners** over the last week



In million shares



The figures represent a change in the number of shares.

Daily Change: The net change between 12th and 11th of September.

Change for the last 5 sessions: The total daily net change for the last 5 sessions.


Change for the last 10 sessions: The total daily net change for the last 10 sessions.

Change for the last 20 sessions: The total daily net change for the last 20 sessions.

DISCLAIMER:

The information contained was obtained from various public sources believed to be reliable, but we do not guarantee its accuracy. Wasata Financial Securities makes no representations or warranties (express or implied) regarding the data and information provided and Wasata Financial Securities does not represent that the information content of this document is complete, or free from any error, not misleading, or fit for any particular purpose. This report document provides general information only. Neither the information nor any opinion expressed constitutes an offer or an invitation to make an offer, to buy or sell any securities or other investment products related to such securities or investments.

This report document contained is subject to change without prior notice. Wasata assumes no responsibility to update the information in this report document.



Prepared by Financial Advisory Department


وساطة
WASATA
للأوراق المالية
FINANCIAL SECURITIES

+974 44498880

ramzi.qasmieh@Wasata.qa