



Daily Report for Ownership Changes

13th of September 2023 Session

									13-Sep			
Company	Qatari				GCC				Foreigners			
	Daily Chg.	Last 5 Sessions Chg.	Last 10 Sessions Chg.	Last 20 Sessions Chg.	Daily Chg.	Last 5 Sessions Chg.	Last 10 Sessions Chg.	Last 20 Sessions Chg.	Daily Chg.	Last 5 Sessions Chg.	Last 10 Sessions Chg.	Last 20 Sessions Chg.
QNBK	26,162	1,039,517	4,133,806	6,980,339	208	-8,723	223,241	500,281	-26,370	-1,030,794	-4,357,047	-7,480,620
QIBK	-96,158	-25,295	1,799,162	2,819,851	184	40,298	48,578	-5,508	95,974	-15,003	-1,847,740	-2,814,343
CBQK	-182,585	-246,753	2,175,414	4,540,304	0	0	115,936	270,584	182,585	246,753	-2,291,350	-4,810,888
DHBK	804,157	1,614,076	4,557,184	6,710,197	0	0	-365	-104,090	-804,157	-1,614,076	-4,556,819	-6,606,107
ABQK	-7,910	-7,910	-7,910	-11,413	0	0	0	0	7,910	7,910	7,910	11,413
QIIK	42,508	425,852	981,157	1,295,075	0	0	0	-1,620	-42,508	-425,852	-981,157	-1,293,455
MARK	1,383,453	3,005,886	6,778,571	15,243,305	-82,215	-79,235	115,347	279,920	-1,301,238	-2,926,651	-6,893,918	-15,523,225
DUBK	-1,036,426	-11,812,434	-12,390,046	-21,325,770	0	0	500	-11,018	1,036,426	11,812,434	12,389,546	21,336,788
QFBQ	-115,486	-25,306	310,983	300,424	0	-13,806	46,115	-426,899	115,486	39,112	-357,098	126,475
NLCS	-58,104	-314,362	2,691,839	-10,320,551	-45,625	-15,008	493,614	573,789	103,729	329,370	-3,185,453	9,746,762
DBIS	10,100	-751,788	-538	1,500,384	0	-29,379	-151,512	-248,201	-10,100	781,167	152,050	-1,252,183
QOIS	159,432	361,602	2,038,009	7,360,580	0	2,473	14,460	-84,990	-159,432	-364,075	-2,052,469	-7,275,590
IHGS	-63,477	41,025	231,342	241,887	0	0	-6,540	-4,210	63,477	-41,025	-224,802	-237,677
ZHCD	0	-38,259	-40,445	-57,076	0	0	0	0	0	38,259	40,445	57,076
QGMD	-921,755	-2,685,117	-3,872,491	-3,449,881	35,177	-142,905	118,312	-4,151	886,578	2,828,022	3,754,179	3,454,032
SIIS	-385,237	-5,420,122	9,821,711	3,471,755	51,646	442,586	30,867	202,769	333,591	4,977,536	-9,852,578	-3,674,524
BLDN	903,624	-7,524,069	-4,939,686	-5,787,544	35,326	55,093	66,529	-43,346	-938,950	7,468,976	4,873,157	5,830,890
MCGS	-86,079	-212,791	98,278	818,295	0	0	0	-205,860	86,079	212,791	-98,278	-612,435
QCFS	0	0	-10	-5,370	0	0	0	0	0	0	10	5,370
QFLS	-8,865	-25,192	166,861	1,122,480	0	-10,396	-10,396	-13,723	8,865	35,588	-156,465	-1,108,757
WDAM	178,436	484,912	528,007	685,922	-9,692	-2,640	-7,337	-154,368	-168,744	-482,272	-520,670	-531,554
MCCS	39,903	37,846	433,984	628,043	0	0	0	-174,850	-39,903	-37,846	-433,984	-453,193
MERS	5,076	63,928	156,711	157,240	0	0	-132	8	-5,076	-80,745	-156,672	-157,341
MEZA	-2,161,839	-2,979,062	-7,383,585		16,523	-11,197	-18,750	162,019	2,145,316	2,990,259	7,402,335	
QIMD	-3,565	-161,501	-212,690	57,991	0	0	0	-103,530	3,565	161,501	212,690	45,539

									13-Sep			
Company	Qatari				GCC				Foreigners			
	Daily Chg.	Last 5 Sessions Chg.	Last 10 Sessions Chg.	Last 20 Sessions Chg.	Daily Chg.	Last 5 Sessions Chg.	Last 10 Sessions Chg.	Last 20 Sessions Chg.	Daily Chg.	Last 5 Sessions Chg.	Last 10 Sessions Chg.	Last 20 Sessions Chg.
QNCD	25,914	168,653	4,506,553	5,272,834	0	0	8,659	808	-25,914	-168,653	-4,515,212	-5,273,642
IQCD	416,429	-896,219	321,973	1,988,724	3,290	-271,795	-222,014	-197,202	-419,719	1,168,014	-99,959	-1,791,522
QIGD	83,859	-115,199	43,465	1,276,599	0	0	-1,000	-21,340	-83,859	115,199	-42,465	-1,255,259
QEWS	-36,475	-35,704	153,327	614,839	0	0	0	-17,642	36,475	35,704	-153,327	-597,197
AHCS	1,486,748	2,896,799	3,666,195	4,454,473	0	-9,500	93,968	75,353	-1,486,748	-2,887,299	-3,760,163	-4,529,826
GISS	-1,387,321	-12,310,892	-20,171,045	-26,026,898	-136,131	77,809	-166,310	-159,455	1,523,452	12,233,083	20,337,355	26,186,353
MPHC	-929,653	258,639	3,813,722	13,971,938	0	0	28,475	-185,768	929,653	-258,639	-3,842,197	-13,786,170
IGRD	-60,111	1,806,790	5,039,728	2,484,078	0	-50,040	-46,674	-601,349	60,111	-1,756,750	-4,993,054	-1,882,729
QAMC	514,419	-5,662,368	-3,914,744	2,499,729	-53,674	-99,024	-342,168	-299,903	-460,745	5,761,392	4,256,912	-2,199,826
QATI	334,324	1,086,134	16,908,622	31,458,739	0	0	0	0	-334,324	-1,086,134	-16,908,622	-31,458,739
DOHI	0	16,942	5,084	182,159	0	-80,000	-52,374	1,844	0	63,058	47,290	-184,003
QGRI	49	-8,351	46,115	30,706	0	0	0	-24,436	-49	8,351	-46,115	-6,270
AKHI	492,947	1,443,057	901,768	840,645	112,419	99,180	73,080	99,180	-605,366	-1,542,237	-974,848	-939,825
QISI	0	2,303	-10,845	5,308	0	0	0	0	0	-2,303	10,845	-5,308
BEMA	6,099	5,964	-4,606	-31,484	0	0	0	0	-6,099	-5,964	4,606	31,484
QLMI	6,121	-17,126	-23,306	8,389	0	-1,600	8,400	8,400	-6,121	18,726	14,906	-16,789
UDCD	220,338	36,234	167,980	957,225	50	119	119	-6,231	-220,388	-36,353	-168,099	-950,994
BRES	20,285	750,770	5,321,492	6,834,047	0	0	0	-14,918	-20,285	-750,770	-5,321,492	-6,819,129
ERES	-43,503	-668,378	-2,429,381	-3,108,316	550	4,561	50,395	274,729	42,953	663,817	2,378,986	2,833,587
MRDS	-532,974	3,128,631	1,913,453	-2,355,665	150,000	-301,060	724,973	158,002	382,974	-2,827,571	-2,638,426	2,197,663
ORDS	338,234	869,844	3,031,326	5,323,942	5,000	5,000	25,400	34,912	-343,234	-873,920	-3,056,726	-5,358,854
VFQS	2,123,735	1,835,868	3,061,751	-3,251,118	0	0	-2,351	-42,776	-2,123,735	-1,835,868	-3,059,400	3,293,894
QNNS	71,371	133,677	-111,288	1,620,664	0	0	0	-37,000	-71,371	-133,677	111,288	-1,583,664
GWCS	105,814	102,769	522,142	1,158,122	0	0	0	0	-105,814	-102,769	-522,142	-1,158,122
QGTS	-960,404	-3,216,152	1,096,700	5,637,247	-40,675	-157,441	-191,591	-395,875	1,001,079	3,373,593	-905,109	-5,241,372

Trading values by nationality for the last Session

Nationality	Purchasing Value	Selling Value	Difference
Qataris	350.98	346.23	4.75
GCC	15.04	25.92	-10.88
Arab	68.25	78.23	-9.98
Foreigners	113.31	97.19	16.12
Total	547.58	547.58	0.00

In million QAR

Trading by nationality for the last Session

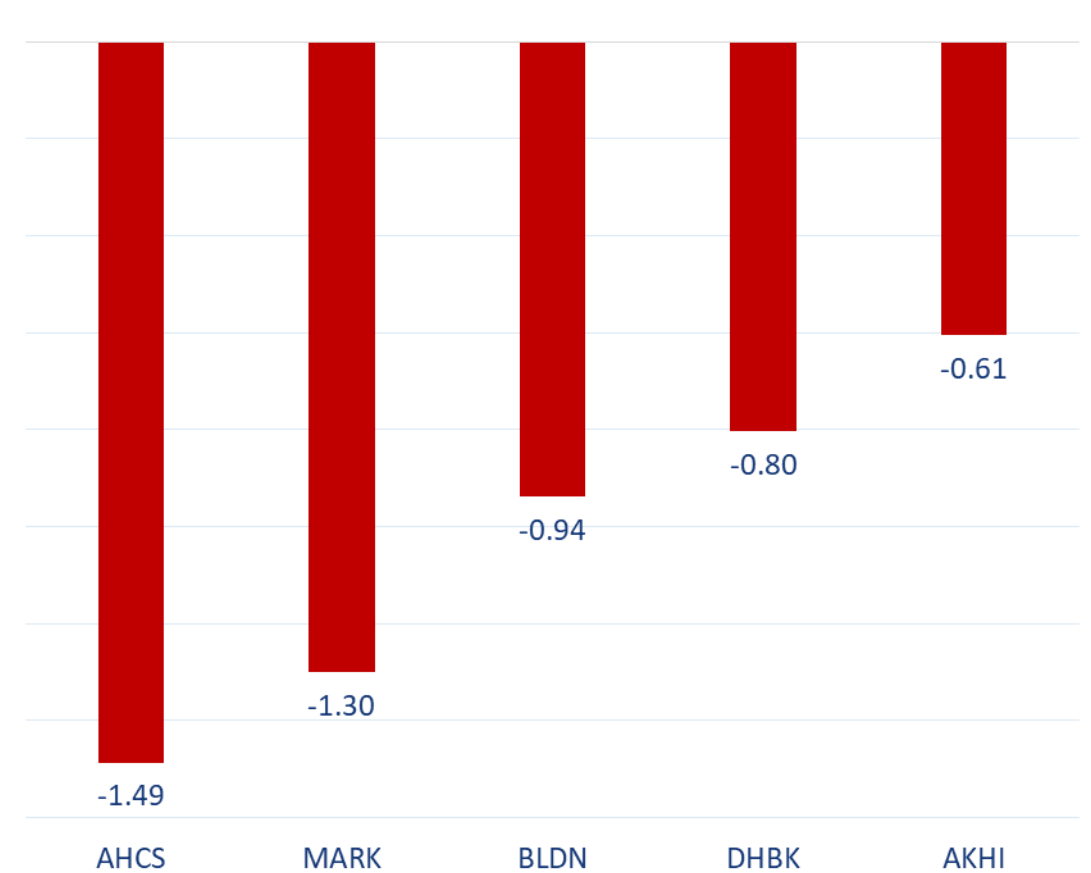
Nationality	Buy %	Sell %	Net
Qataris	64.10%	63.23%	0.9%
GCC	2.75%	4.73%	-2.0%
Arab	1.46%	14.29%	-12.8%
Foreigners	20.69%	17.75%	2.9%

Top 5 Companies bought (net) by **Foreigners** in the last session



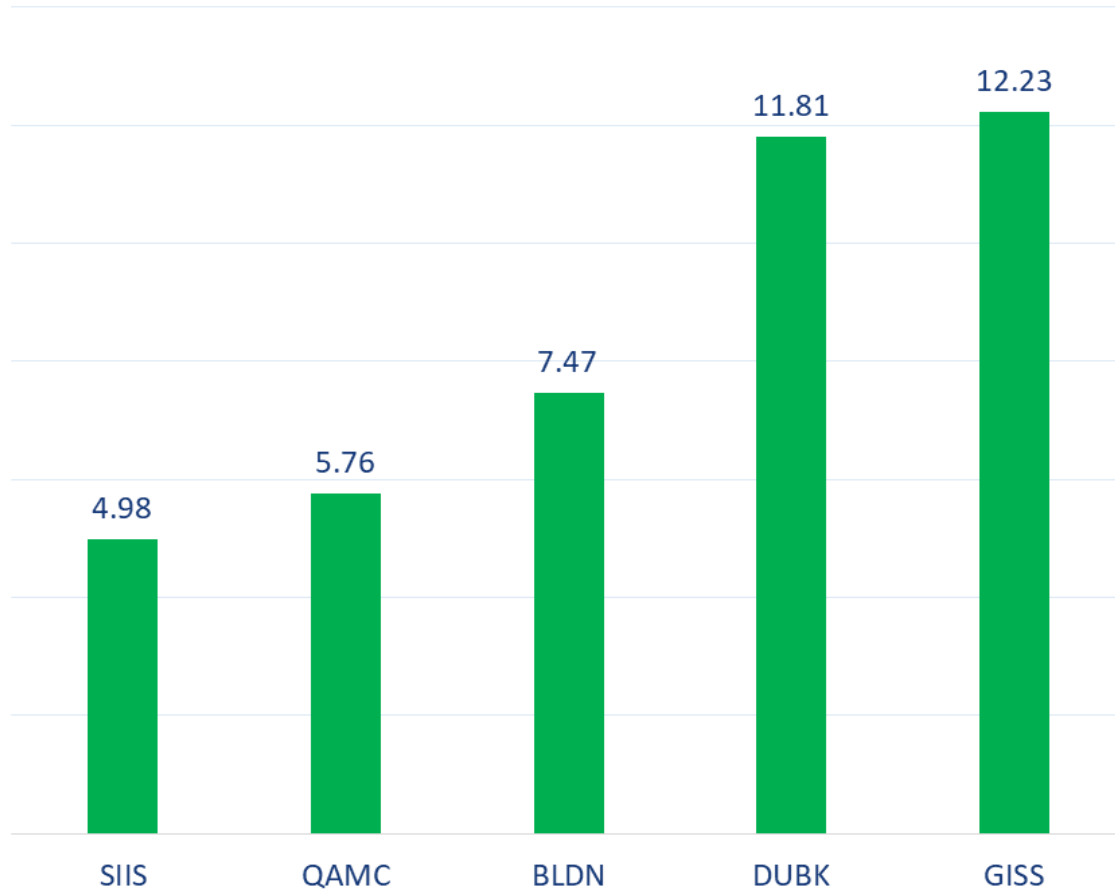
In million shares

Top 5 Companies sold (net) by **Foreigners** in the last session



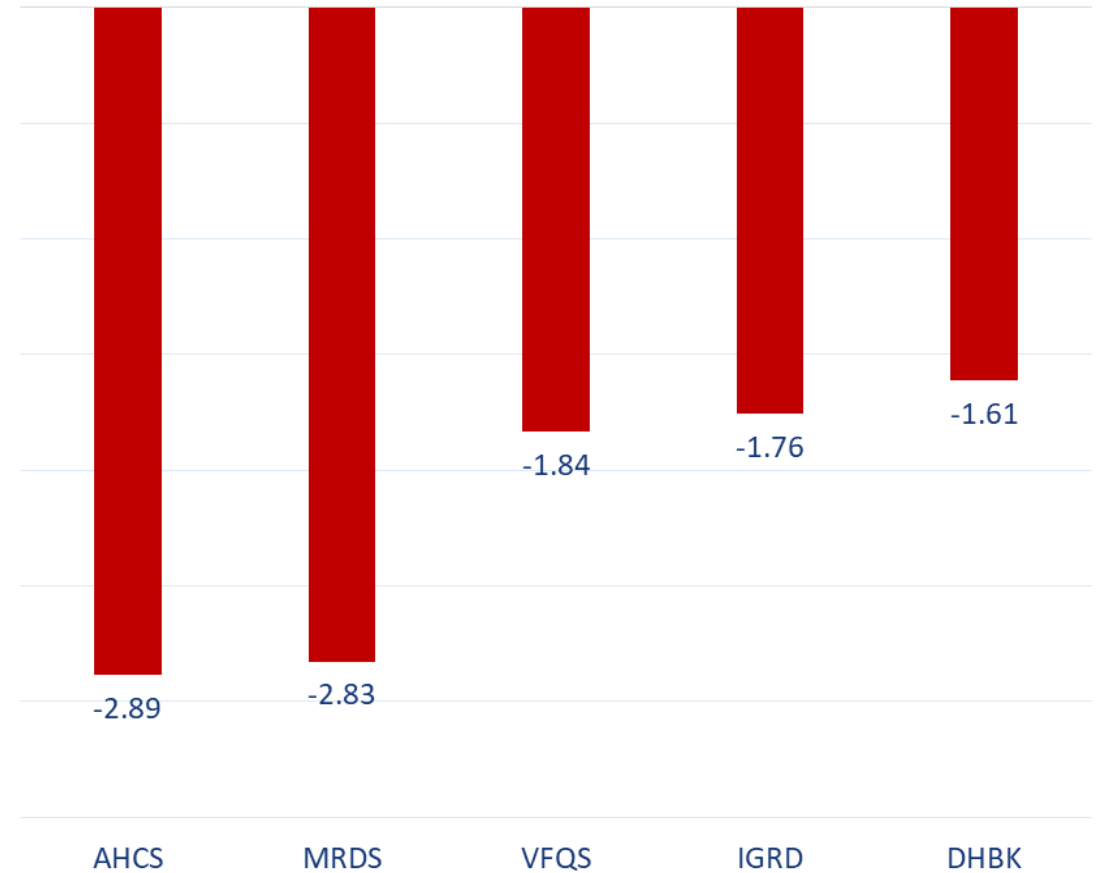
In million shares

Top 5 Companies bought (net) by **Foreigners** in the last 5 sessions



In million shares

Top 5 Companies sold (net) by **Foreigners** in the last 5 sessions



In million shares



The figures represent a change in the number of shares.

Daily Change: The net change between 13th and 12th of September.

Change for the last 5 sessions: The total daily net change for the last 5 sessions.


Change for the last 10 sessions: The total daily net change for the last 10 sessions.

Change for the last 20 sessions: The total daily net change for the last 20 sessions.

DISCLAIMER:

The information contained was obtained from various public sources believed to be reliable, but we do not guarantee its accuracy. Wasata Financial Securities makes no representations or warranties (express or implied) regarding the data and information provided and Wasata Financial Securities does not represent that the information content of this document is complete, or free from any error, not misleading, or fit for any particular purpose. This report document provides general information only. Neither the information nor any opinion expressed constitutes an offer or an invitation to make an offer, to buy or sell any securities or other investment products related to such securities or investments.

This report document contained is subject to change without prior notice. Wasata assumes no responsibility to update the information in this report document.



Prepared by Financial Advisory Department


وساطة
WASATA
للأوراق المالية
FINANCIAL SECURITIES

+974 44498880

ramzi.qasmieh@Wasata.qa