



Daily Report for Ownership Changes

18th of September 2023 Session

									18-Sep			
Company	Qatari				GCC				Foreigners			
	Daily Chg.	Last 5 Sessions Chg.	Last 10 Sessions Chg.	Last 20 Sessions Chg.	Daily Chg.	Last 5 Sessions Chg.	Last 10 Sessions Chg.	Last 20 Sessions Chg.	Daily Chg.	Last 5 Sessions Chg.	Last 10 Sessions Chg.	Last 20 Sessions Chg.
QNBK	243,453	541,880	2,372,221	7,063,262	35	-44,335	47,698	307,548	-243,488	-497,545	-2,419,919	-7,370,810
QIBK	75,650	170,292	614,759	2,812,423	-4,092	2,312	45,706	44,499	-71,558	-172,604	-660,465	-2,856,922
CBQK	-3,430	-1,179,822	327,213	2,753,546	0	0	0	170,936	3,430	1,179,822	-327,213	-2,924,482
DHBK	1,807,835	4,938,037	8,267,441	8,315,068	0	0	0	100,000	-1,807,835	-4,938,037	-8,267,441	-8,415,068
ABQK	0	-7,910	-7,910	-8,613	0	0	0	0	0	7,910	7,910	8,613
QIK	76,410	353,063	580,035	1,683,149	0	-14,818	0	-6,620	-76,410	-338,245	-580,035	-1,676,529
MARK	-862,067	46,967	-759,040	9,591,428	-182,764	-479,949	-65,382	-13,100	1,044,831	432,982	824,422	-9,578,328
DUBK	3,884,650	-5,191,071	-13,375,107	-18,204,812	18,680	-8,346	-8,346	-33,905	-3,903,330	5,199,417	13,383,453	18,238,717
QFBQ	-21,622	119,482	304,920	12,221	0	-29,989	-3,795	24,348	21,622	-89,493	-301,125	-36,569
NLCS	-96,239	-1,693,521	-1,044,019	-8,171,530	0	371,169	348,754	615,103	96,239	1,322,352	695,265	7,556,427
DBIS	-11,663	-390,457	-671,378	-434,601	-18,694	-36,641	-137,353	-198,925	30,357	427,098	808,731	633,526
QOIS	261,977	2,369,137	1,689,313	6,694,380	0	-219	7,029	9,191	-261,977	-2,368,918	-1,696,342	-6,703,571
IHGS	343,352	356,699	635,686	276,857	0	0	-6,540	0	-343,352	-356,699	-629,146	-276,857
ZHCD	-210	-23,500	-39,913	-53,236	0	0	0	0	210	23,500	39,913	53,236
QGMD	-79,298	-4,450,758	-6,073,364	-6,032,531	140,361	93,012	28,442	244,343	-61,063	4,357,746	6,044,922	5,788,188
SIIS	471,759	-6,839,196	5,596,541	1,984,208	209,257	428,966	282,610	159,820	-681,016	6,410,230	-5,879,151	-2,144,028
BLDN	1,997,001	2,589,977	-5,465,927	-3,452,424	0	-176,916	64,814	83,090	-1,997,001	-2,413,061	5,401,113	3,369,334
MCGS	238,748	4,319,626	4,250,677	5,120,066	0	27,023	27,023	-173,977	-238,748	-4,346,649	-4,277,700	-4,946,089
QCFS	0	0	0	-301	0	0	0	0	0	0	0	301
QFLS	17,904	-78,116	-90,946	716,864	19	-9,576	-10,377	-13,704	-17,923	87,692	101,323	-703,160
WDAM	280,975	-144,521	1,213,262	1,139,716	0	-38,395	-7,337	-167,769	-280,975	182,916	-1,205,925	-971,947
MCCS	8,612	170,907	170,027	433,083	0	0	0	-89,850	-8,612	-170,907	-170,027	-343,233
MERS	6,980	30,165	62,635	138,715	0	0	-132	8	-6,980	-30,165	-62,503	-138,723
MEZA	-12,813	-4,117,986	-4,964,998	-34,717,683	-3,291	-110,021	-104,235	49,971	16,104	4,228,007	5,069,233	34,667,712
QIMD	0	-97,912	-229,213	-109,286	0	0	0	-100,000	0	97,912	229,213	209,286

Company									18-Sep			
	Qatari				GCC				Foreigners			
	Daily Chg.	Last 5 Sessions Chg.	Last 10 Sessions Chg.	Last 20 Sessions Chg.	Daily Chg.	Last 5 Sessions Chg.	Last 10 Sessions Chg.	Last 20 Sessions Chg.	Daily Chg.	Last 5 Sessions Chg.	Last 10 Sessions Chg.	Last 20 Sessions Chg.
QNCD	47,822	132,889	359,626	5,086,816	0	0	0	-1,341	-47,822	-132,889	-359,626	-5,085,475
IQCD	98,773	731,927	-692,066	1,550,139	-52	-62,986	-290,405	-201,466	-98,721	-668,941	982,471	-1,348,673
QIGD	208,425	1,314,808	1,515,842	2,140,242	0	0	-1,000	-21,340	-208,425	-1,314,808	-1,514,842	-2,118,902
QEWS	-19,684	84,319	179,045	858,271	0	0	0	-17,642	19,684	-84,319	-179,045	-840,629
AHCS	115,340	2,107,963	3,265,484	4,855,056	0	4,332	20,757	79,685	-115,340	-2,112,295	-3,286,241	-4,934,741
GISS	-1,984,038	-12,499,695	-24,242,438	-36,436,883	91,402	140,735	123,494	-47,808	1,892,636	12,358,960	24,118,944	36,484,691
MPHC	-17,379,445	-24,940,762	-23,886,123	-13,255,915	36,376	36,553	36,553	-149,215	17,343,069	24,904,209	23,849,570	13,405,130
IGRD	332,113	1,101,179	4,211,590	1,856,034	0	-38,880	-50,040	-643,774	-332,113	-1,062,299	-4,161,550	-1,212,260
QAMC	-618,777	3,559,432	-1,549,994	2,195,966	34,532	3,367	-153,661	-363,735	584,245	-3,562,799	1,703,655	-1,832,231
QATI	-14,707	844,474	2,044,113	29,542,957	0	-397,330	-397,330	-397,330	14,707	-447,144	-1,646,783	-29,145,627
DOHI	0	36,650	46,106	206,939	0	0	-60,000	-13,156	0	-36,650	13,894	-193,783
QGRI	12,763	10,412	2,012	11,633	0	0	0	0	-12,763	-10,412	-2,012	-11,633
AKHI	-1,495	435,532	498,945	1,502,716	0	-20,243	-8,055	18,045	1,495	-415,289	-490,890	-1,520,761
QISI	7,977	10,245	11,921	13,439	0	0	0	0	-7,977	-10,245	-11,921	-13,439
BEMA	-188	-687	-3,247	-14,262	0	0	0	0	188	687	3,247	14,262
QLMI	-11,129	23,302	17,596	26,009	0	0	-1,600	8,400	11,129	-23,302	-15,996	-34,409
UDCD	-47,948	296,784	90,035	1,246,253	0	50	119	-10,881	47,948	-296,834	-90,154	-1,235,372
BRES	57,236	1,777,197	1,235,979	7,457,577	0	-1,200	-1,200	8,725	-57,236	-1,775,997	-1,234,779	-7,466,302
ERES	1,027,724	945,499	-1,370,310	-1,070,023	0	264,538	295,997	509,675	-1,027,724	-1,210,037	1,074,313	560,348
MRDS	23,226	-3,459,517	1,358,151	-5,536,074	15,000	144,349	565,701	422,923	-38,226	3,315,168	-1,923,852	5,113,151
ORDS	49,708	1,222,603	1,863,616	5,666,359	0	-51,840	-51,840	-21,928	-49,708	-1,170,763	-1,811,776	-5,644,431
VFQS	209,347	4,884,699	5,879,269	745,591	-12,649	-132,383	-138,383	-175,159	-196,698	-4,752,316	-5,740,886	-570,432
QNNS	-977,688	-1,484,826	-1,262,888	-104,637	21,877	21,877	21,877	-15,123	955,811	1,462,949	1,241,011	119,760
GWCS	-26,472	129,684	275,578	964,794	20	20	20	20	26,452	-129,704	-275,598	-964,814
QGTS	-54,673	-5,878,019	-6,833,953	1,185,094	0	-381,752	-384,504	-676,827	54,673	6,259,771	7,218,457	-508,267

Trading values by nationality for the last Session

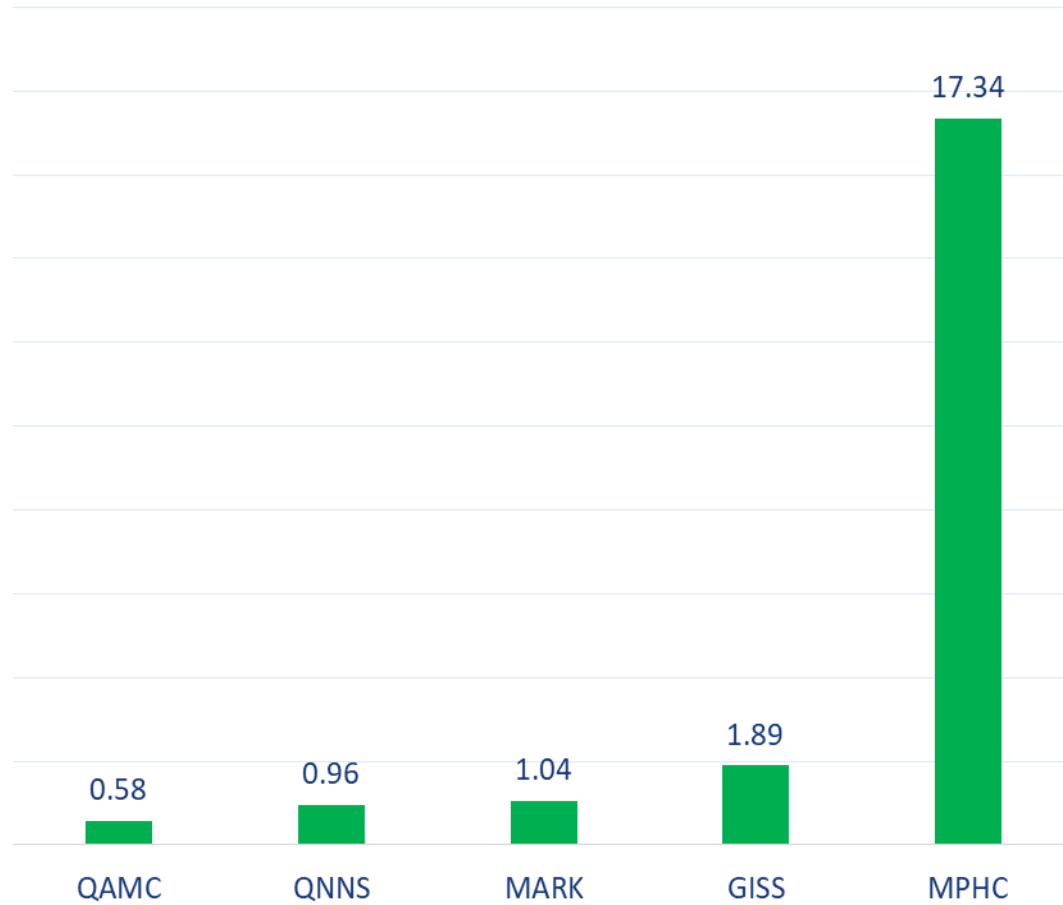
Nationality	Purchasing Value	Selling Value	Difference
Qataris	312.23	331.68	-19.45
GCC	10.23	3.95	6.28
Arab	62.76	66.59	-3.83
Foreigners	103.24	86.23	17.01
Total	488.45	488.45	0.00

In million QAR

Trading by nationality for the last Session

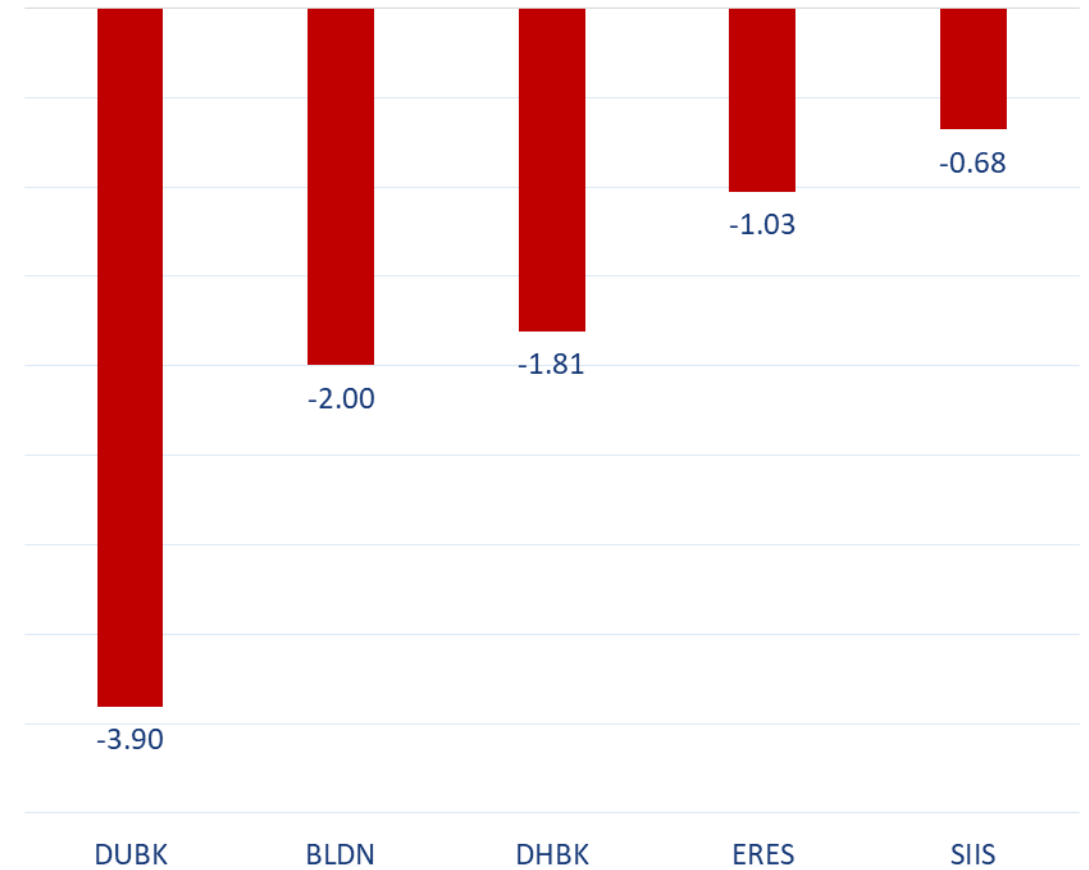
Nationality	Buy %	Sell %	Net
Qataris	63.92%	67.90%	-4.0%
GCC	2.09%	0.81%	1.3%
Arab	12.85%	13.63%	-0.8%
Foreigners	21.14%	17.66%	3.5%

Top 5 Companies bought (net) by **Foreigners** in the last session



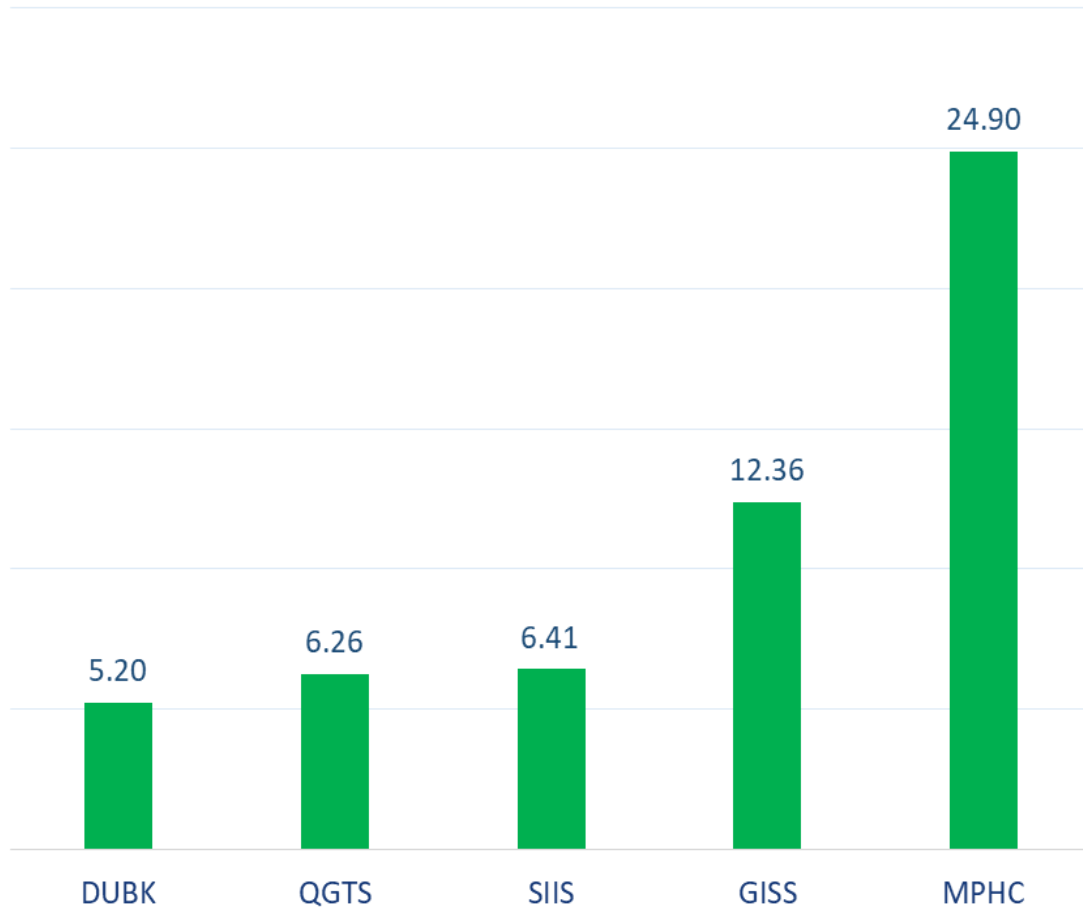
In million shares

Top 5 Companies sold (net) by **Foreigners** in the last session



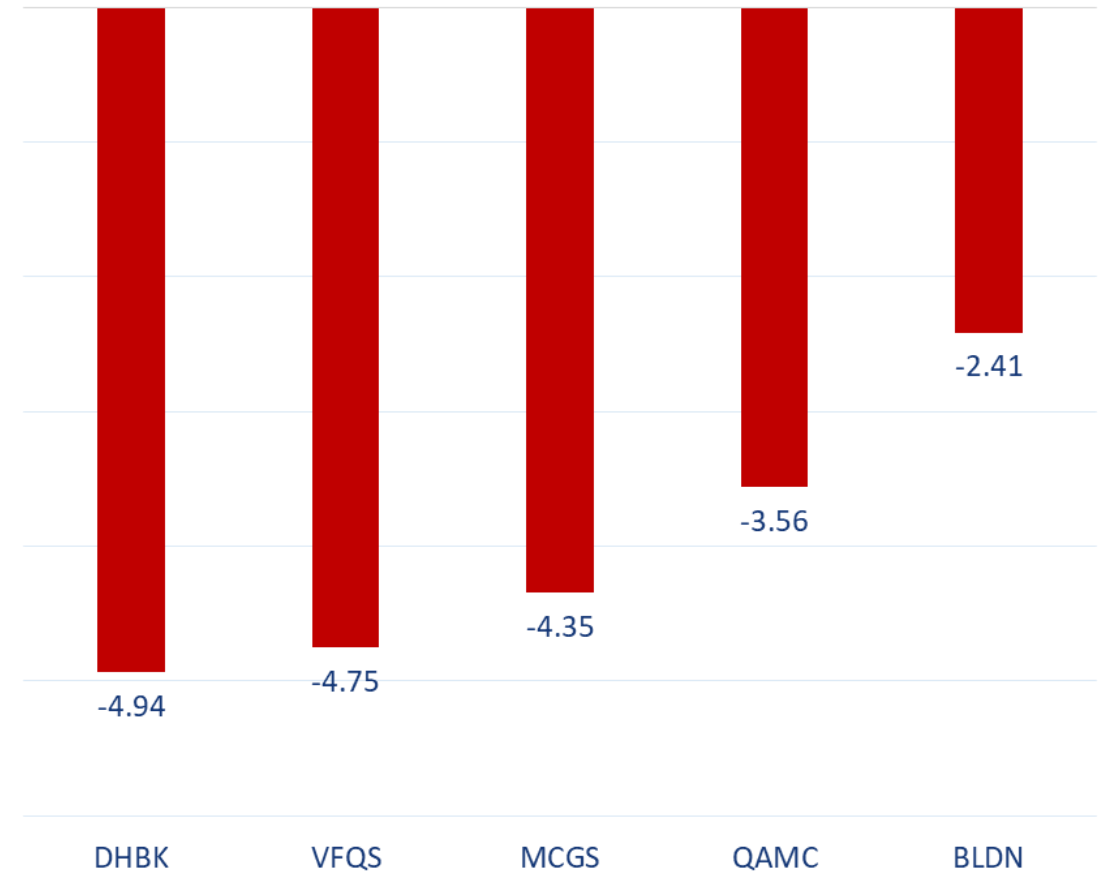
In million shares

Top 5 Companies bought (net) by **Foreigners** over the last week



In million shares

Top 5 Companies sold (net) by **Foreigners** over the last week



In million shares



The figures represent a change in the number of shares.

Daily Change: The net change between 18th and 17th of September.

Change for the last 5 sessions: The total daily net change for the last 5 sessions.

Change for the last 10 sessions: The total daily net change for the last 10 sessions.

Change for the last 20 sessions: The total daily net change for the last 20 sessions.

DISCLAIMER:

The information contained was obtained from various public sources believed to be reliable, but we do not guarantee its accuracy. Wasata Financial Securities makes no representations or warranties (express or implied) regarding the data and information provided and Wasata Financial Securities does not represent that the information content of this document is complete, or free from any error, not misleading, or fit for any particular purpose. This report document provides general information only. Neither the information nor any opinion expressed constitutes an offer or an invitation to make an offer, to buy or sell any securities or other investment products related to such securities or investments.

This report document contained is subject to change without prior notice. Wasata assumes no responsibility to update the information in this report document.



Prepared by Financial Advisory Department


للأوراق المالية
FINANCIAL SECURITIES

+974 44498880

ramzi.qasmieh@Wasata.qa