



Daily Report for Ownership Changes

20th of September 2023 Session

									20-Sep			
Company	Qatari				GCC				Foreigners			
	Daily Chg.	Last 5 Sessions Chg.	Last 10 Sessions Chg.	Last 20 Sessions Chg.	Daily Chg.	Last 5 Sessions Chg.	Last 10 Sessions Chg.	Last 20 Sessions Chg.	Daily Chg.	Last 5 Sessions Chg.	Last 10 Sessions Chg.	Last 20 Sessions Chg.
QNBK	-108,276	215,425	1,254,942	6,031,980	747	-43,796	-52,519	171,096	107,529	-171,629	-1,202,423	-6,203,076
QIBK	114,696	321,919	296,624	2,831,834	206	-2,666	37,632	44,707	-114,902	-319,253	-334,256	-2,876,541
CBQK	-17,712	-381,283	-628,036	2,431,230	0	0	0	156,398	17,712	381,283	628,036	-2,587,628
DHBK	1,222,895	5,503,446	7,117,522	9,467,369	0	0	0	100,000	-1,222,895	-5,503,446	-7,117,522	-9,567,369
ABQK	0	0	-7,910	-8,613	0	0	0	0	0	0	7,910	8,613
QIIK	140,120	357,939	446,955	1,416,552	0	0	0	-11,620	-140,120	-357,939	-446,955	-1,404,932
MARK	-40,877	-2,549,616	456,270	6,642,451	-39,340	-345,379	-424,614	-81,630	80,217	2,894,995	-31,656	-6,560,821
DUBK	715,962	-89,703	-11,902,137	-15,615,861	0	-8,346	-8,346	-21,602	-715,962	98,049	11,910,483	15,637,463
QFBQ	57,810	273,889	248,583	-7,474	4,000	-25,989	-39,795	20,848	-61,810	-247,900	-208,788	-13,374
NLCS	-885,181	-4,380,126	-4,694,488	-9,607,576	0	236,866	221,858	603,928	885,181	4,143,260	4,472,630	9,003,648
DBIS	124,968	-195,799	-947,587	-471,014	10,740	-13,350	-42,729	-176,365	-135,708	209,149	990,316	647,379
QOIS	749,459	2,057,359	2,418,961	4,052,037	0	-2,346	127	9,191	-749,459	-2,055,013	-2,419,088	-4,061,228
IHGS	62,659	500,368	541,393	717,086	0	0	0	0	-62,659	-500,368	-541,393	-717,086
ZHCD	-16,011	-30,791	-69,050	-76,626	0	0	0	0	16,011	30,791	69,050	76,626
QGMD	-651,027	-3,088,489	-5,773,606	-6,396,743	22,000	91,941	-50,964	198,306	629,027	2,996,548	5,824,570	6,198,437
SIS	-166,666	-3,501,871	-8,921,993	5,435,633	-9,978	638,264	1,080,850	671,872	176,644	2,863,607	7,841,143	-6,107,505
BLDN	-113,134	1,472,750	-6,051,319	-3,568,950	0	22,778	77,871	94,019	113,134	-1,495,528	5,973,448	3,474,931
MCGS	-70,071	4,373,395	4,160,604	4,969,109	0	27,023	27,023	-90,227	70,071	-4,400,418	-4,187,627	-4,878,882
QCFS	0	10	10	-291	0	0	0	0	0	-10	-10	291
QFLS	264,010	241,001	215,809	867,923	310	329	-10,067	-12,007	-264,320	-241,330	-205,742	-855,916
WDAM	-957,387	159,830	644,742	-62,706	-93,959	131,152	128,512	30,258	1,051,346	-290,982	-773,254	32,448
MCCS	9,563	79,105	116,951	309,981	0	0	0	-44,558	-9,563	-79,105	-116,951	-265,423
MERS	-4,659	-46,414	17,514	108,686	0	0	0	8	4,659	46,414	-15,987	-108,694
MEZA	-48,470	-1,847,444	-4,826,506	-34,866,466	0	-114,048	-125,245	47,971	48,470	1,961,492	4,951,751	34,818,495
QIMD	0	-31,481	-192,982	-236,328	0	0	0	-58,333	0	31,481	192,982	294,661

Company									20-Sep			
	Qatari				GCC				Foreigners			
	Daily Chg.	Last 5 Sessions Chg.	Last 10 Sessions Chg.	Last 20 Sessions Chg.	Daily Chg.	Last 5 Sessions Chg.	Last 10 Sessions Chg.	Last 20 Sessions Chg.	Daily Chg.	Last 5 Sessions Chg.	Last 10 Sessions Chg.	Last 20 Sessions Chg.
QNCD	26,672	78,463	247,116	5,060,959	0	0	0	2,826	-26,672	-78,463	-247,116	-5,063,785
IQCD	-859,034	-1,139,978	-2,036,197	-349,963	0	-3,276	-275,071	-216,040	859,034	1,143,254	2,311,268	566,003
QIGD	186,649	1,309,172	1,193,973	1,596,106	0	0	0	-21,340	-186,649	-1,309,172	-1,193,973	-1,574,766
QEWS	-128,145	-52,442	-88,146	427,539	-370	-370	-370	-712	128,515	52,812	88,516	-426,827
AHCS	49,500	338,258	3,235,057	4,811,996	0	4,332	-5,168	98,300	-49,500	-342,590	-3,229,889	-4,910,296
*GISS	18,442,366	8,245,402	-4,278,066	-16,998,631	-51,150	-23,289	54,520	-150,335	-18,391,216	-8,222,113	4,223,546	17,148,966
MPHC	346,665	-25,342,758	-25,084,119	-17,276,750	-5,590	34,963	34,963	-59,138	-341,075	25,307,795	25,049,156	17,335,888
IGRD	-316,769	486,985	2,293,775	1,897,242	39,106	39,106	-10,934	-569,340	277,663	-526,091	-2,282,841	-1,327,902
QAMC	624,633	2,793,571	-2,868,797	1,706,982	20,446	71,794	-27,230	-296,899	-645,079	-2,865,365	2,896,027	-1,410,083
QATI	-173,508	-1,155,910	-69,776	29,690,909	0	-397,330	-397,330	-397,330	173,508	1,553,240	467,106	-29,293,579
DOHI	35,552	77,002	93,944	119,729	0	0	-80,000	-63,155	-35,552	-77,002	-13,944	-56,574
QGRI	11,700	15,193	6,842	16,515	0	0	0	0	-11,700	-15,193	-6,842	-16,515
AKHI	127,150	214,569	1,657,626	1,317,564	0	-112,419	-13,239	-39,339	-127,150	-102,150	-1,644,387	-1,278,225
QISI	0	14,209	16,512	19,978	0	0	0	0	0	-14,209	-16,512	-19,978
BEMA	-2,371	-9,157	-3,193	-21,663	0	0	0	0	2,371	9,157	3,193	21,663
QLMI	237	-8,261	-25,387	-12,533	0	0	-1,600	8,400	-237	8,261	26,987	4,133
UDCD	300,376	924,319	1,083,689	2,004,448	0	0	119	-13,881	-300,376	-924,319	-1,083,808	-1,990,567
BRES	-200,337	857,653	159,713	6,484,111	0	-1,200	-1,200	8,725	200,337	-856,453	-158,513	-6,492,836
ERES	246,243	115,410	-552,968	-1,613,180	0	257,988	262,549	310,120	-246,243	-373,398	290,419	1,303,060
MRDS	965,369	-2,113,948	1,014,683	-4,957,762	-150,000	-759,093	-1,060,153	34,729	-815,369	2,873,041	45,470	4,923,033
ORDS	-123,887	734,902	1,604,746	5,791,516	-10,000	-66,840	-61,840	-31,928	133,887	-668,062	-1,542,906	-5,759,588
VFQS	-349,593	4,407,367	6,243,235	3,713,736	0	-131,240	-131,240	-174,016	349,593	-4,276,127	-6,111,995	-3,539,720
QNNS	-238,283	-2,462,850	-2,329,173	-1,027,929	0	21,877	21,877	294	238,283	2,440,973	2,307,296	1,027,635
GWCS	-91,595	91,026	193,795	1,201,560	-8,820	-8,800	-8,800	-8,800	100,415	-82,226	-184,995	-1,192,760
QGTS	-172,657	-3,873,781	-7,089,933	717,374	-500	-294,810	-452,251	-584,275	173,157	4,168,591	7,542,184	-133,099

* Part of stock's trading occurred outside the session.

Trading values by nationality for the last Session

Nationality	Purchasing Value	Selling Value	Difference
Qataris	296.26	304.72	-8.46
GCC	26.41	5.84	20.57
Arab	43.63	45.18	-1.54
Foreigners	79.89	90.46	-10.58
Total	446.19	446.19	0.00

In million QAR

Trading by nationality for the last Session

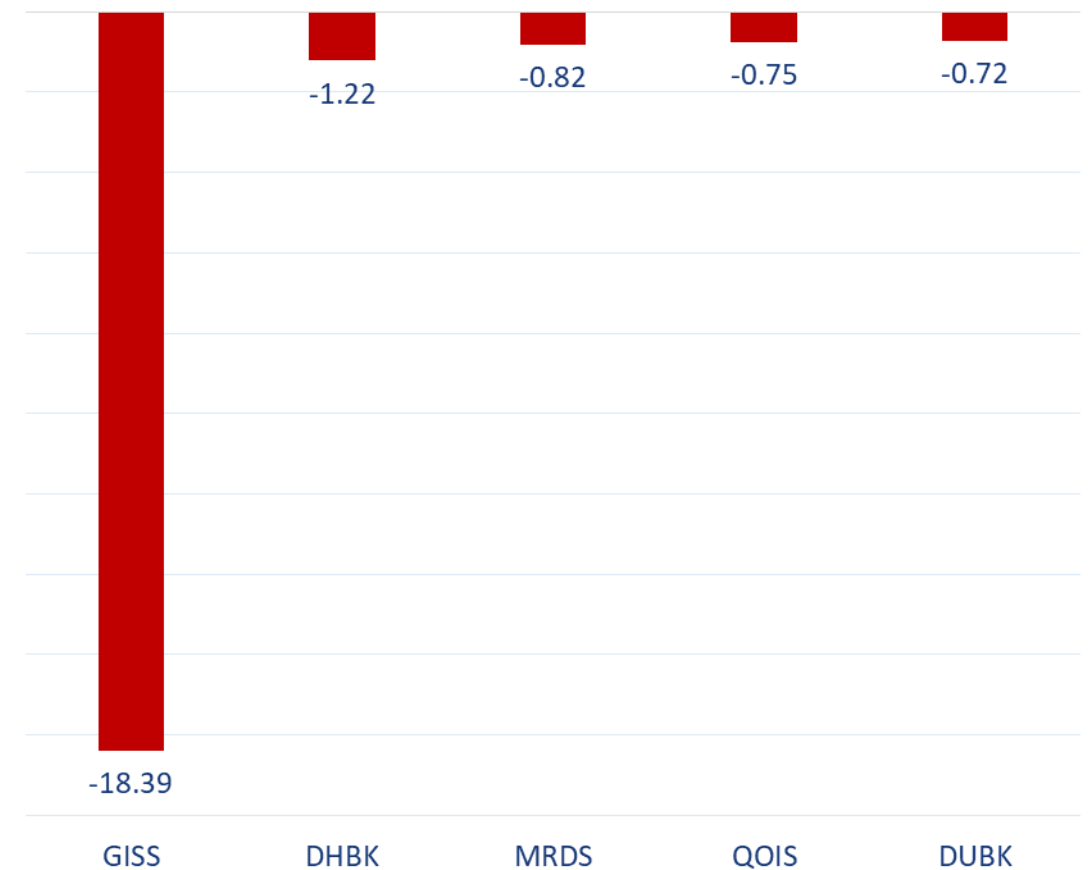
Nationality	Buy %	Sell %	Net
Qataris	66.40%	68.29%	-1.9%
GCC	5.92%	1.31%	4.6%
Arab	9.78%	10.13%	-0.3%
Foreigners	17.90%	20.28%	-2.4%

Top 5 Companies bought (net) by **Foreigners** in the last session



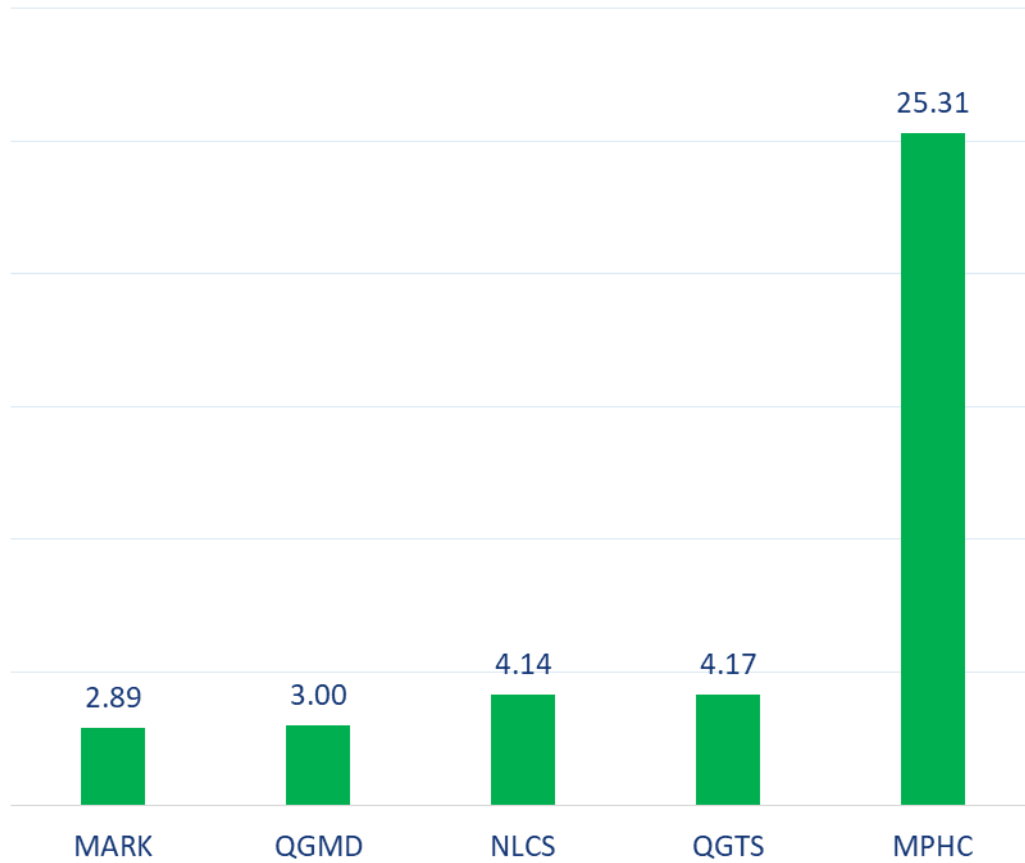
In million shares

Top 5 Companies sold (net) by **Foreigners** in the last session



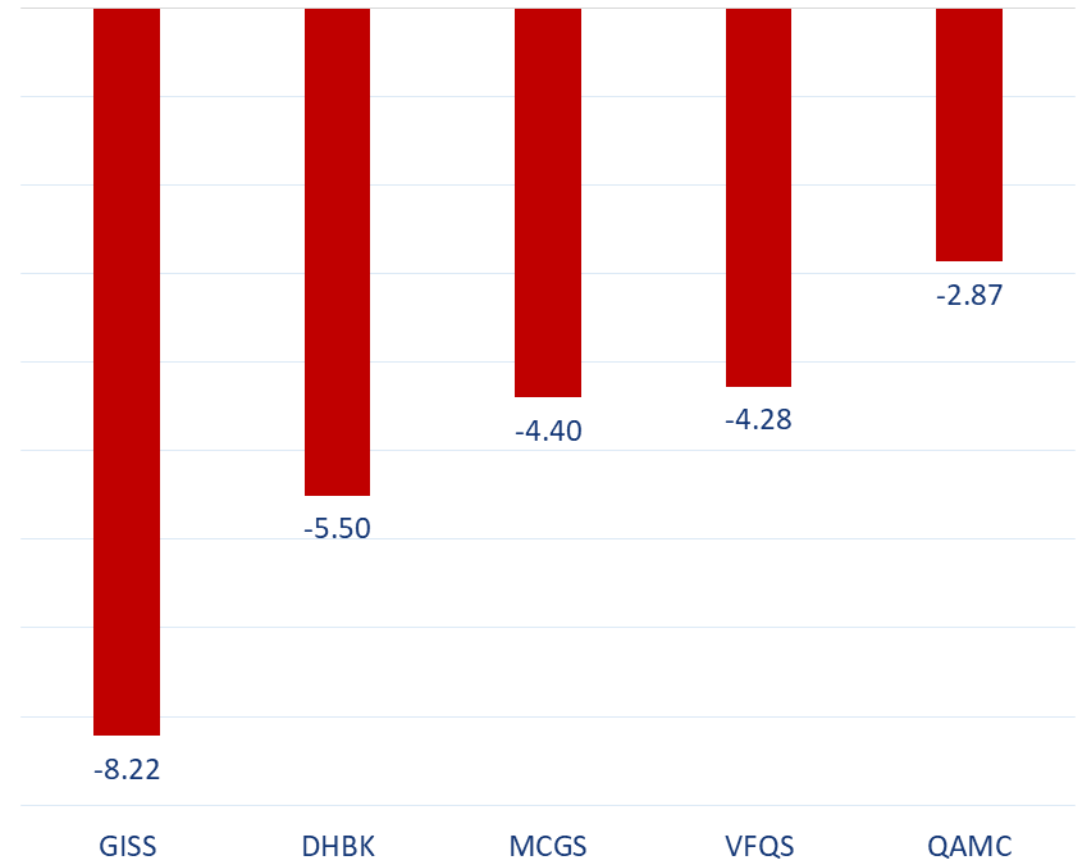
In million shares

Top 5 Companies bought (net) by **Foreigners** over the last week



In million shares

Top 5 Companies sold (net) by **Foreigners** over the last week



In million shares



The figures represent a change in the number of shares.

Daily Change: The net change between 20th and 19th of September.

Change for the last 5 sessions: The total daily net change for the last 5 sessions.

Change for the last 10 sessions: The total daily net change for the last 10 sessions.

Change for the last 20 sessions: The total daily net change for the last 20 sessions.

DISCLAIMER:

The information contained was obtained from various public sources believed to be reliable, but we do not guarantee its accuracy. Wasata Financial Securities makes no representations or warranties (express or implied) regarding the data and information provided and Wasata Financial Securities does not represent that the information content of this document is complete, or free from any error, not misleading, or fit for any particular purpose. This report document provides general information only. Neither the information nor any opinion expressed constitutes an offer or an invitation to make an offer, to buy or sell any securities or other investment products related to such securities or investments.

This report document contained is subject to change without prior notice. Wasata assumes no responsibility to update the information in this report document.



Prepared by Financial Advisory Department


للأوراق المالية
FINANCIAL SECURITIES

+974 44498880

ramzi.qasmieh@Wasata.qa