



Daily Report for Ownership Changes

24th of September 2023 Session

									24-Sep			
Company	Qatari				GCC				Foreigners			
	Daily Chg.	Last 5 Sessions Chg.	Last 10 Sessions Chg.	Last 20 Sessions Chg.	Daily Chg.	Last 5 Sessions Chg.	Last 10 Sessions Chg.	Last 20 Sessions Chg.	Daily Chg.	Last 5 Sessions Chg.	Last 10 Sessions Chg.	Last 20 Sessions Chg.
QNBK	-206,370	80,086	470,482	5,399,910	0	782	-52,319	171,196	206,370	-80,868	-418,163	-5,571,106
QIBK	-32,913	453,311	629,464	2,954,479	0	2,931	9,620	45,196	32,913	-456,242	-639,084	-2,999,675
CBQK	-12,940	271,591	-775,775	2,295,376	0	0	0	156,398	12,940	-271,591	775,775	-2,451,774
DHBK	388,309	3,911,977	7,165,275	10,055,826	0	15,958	-194,794	-73,405	-388,309	-3,927,935	-6,970,481	-9,982,421
ABQK	0	0	-7,910	-8,613	0	0	0	0	0	0	7,910	8,613
QIIK	10,740	275,428	541,218	1,513,509	100	100	100	-11,520	-10,840	-275,528	-541,318	-1,501,989
MARK	1,334,580	2,397,852	4,654,178	8,569,992	-24,456	-273,349	-608,636	-184,619	-1,310,124	-2,124,503	-4,045,542	-8,385,373
DUBK	271,208	5,133,619	-7,469,408	-13,720,422	28,474	42,176	15,150	1,894	-299,682	-5,175,795	7,454,258	13,718,528
QFBQ	-434,080	-366,386	-594,122	101,848	75,684	79,684	19,832	104,032	358,396	286,702	574,290	-205,880
NLCS	418,464	-969,250	-3,441,620	-7,588,876	0	-3,375	180,808	674,451	-418,464	972,625	3,260,812	6,914,425
DBIS	165,504	355,323	-456,284	108,869	0	-6,143	-6,649	-179,708	-165,504	-349,180	462,933	70,839
QOIS	-1,046,610	245,528	2,392,305	2,041,299	16,228	2,228	9	-41,196	1,030,382	-247,756	-2,392,314	-2,000,103
IHGS	15,371	401,217	419,443	794,508	0	0	0	-6,281	-15,371	-401,217	-419,443	-788,227
ZHCD	0	-30,491	-53,781	-73,466	0	0	0	0	0	30,491	53,781	73,466
QGMD	-118,619	-142,591	-5,483,972	-6,503,313	-10,075	33,269	-100,386	156,693	128,694	109,322	5,584,358	6,346,620
SIIS	-563,485	-850,183	-8,875,765	5,730,183	18,357	554,135	1,044,911	640,963	545,128	296,048	7,830,854	-6,371,146
BLDN	-397,038	1,115,250	-524,238	-5,393,164	75,515	55,421	117,867	149,534	321,523	-1,170,671	406,371	5,243,630
MCGS	-127,393	-84,615	3,977,309	4,492,816	0	0	27,023	-90,227	127,393	84,615	-4,004,332	-4,402,589
QCFS	0	10	10	-291	0	0	0	0	0	-10	-10	291
QFLS	38,297	289,653	103,536	761,826	0	379	-9,216	-11,957	-38,297	-290,032	-94,320	-749,869
WDAM	-146,136	-516,493	-407,799	-417,618	0	131,152	131,152	30,258	146,136	385,341	276,647	387,360
MCCS	-84,442	-27,613	142,231	349,915	0	0	0	-45,558	84,442	27,613	-142,231	-304,357
MERS	59,664	29,258	43,411	153,577	0	0	0	-132	-59,664	-29,258	-43,411	-153,445
MEZA	41,999	-132,786	-4,453,859	-16,859,965	6,001	710	-106,020	37,318	-48,000	132,076	4,559,879	16,822,647
QIMD	0	5,343	-103,719	-224,491	0	0	0	-58,333	0	-5,343	103,719	282,824

									24-Sep			
Company	Qatari				GCC				Foreigners			
	Daily Chg.	Last 5 Sessions Chg.	Last 10 Sessions Chg.	Last 20 Sessions Chg.	Daily Chg.	Last 5 Sessions Chg.	Last 10 Sessions Chg.	Last 20 Sessions Chg.	Daily Chg.	Last 5 Sessions Chg.	Last 10 Sessions Chg.	Last 20 Sessions Chg.
QNCD	-40,934	190,724	782,495	5,193,607	0	0	0	2,826	40,934	-190,724	-782,495	-5,196,433
IQCD	-67,769	-1,779,863	-1,730,612	-866,262	11,659	11,557	-251,377	-213,881	56,110	1,768,306	1,981,989	1,080,143
QIGD	-267,619	-5,775	793,634	967,642	0	0	0	-21,340	267,619	5,775	-793,634	-946,302
QEWS	-176,786	-597,461	-482,469	-4,278	6,370	6,000	6,000	6,000	170,416	591,461	476,469	-1,722
AHCS	102,217	208,889	2,853,228	4,694,535	0	0	-5,168	98,300	-102,217	-208,889	-2,848,060	-4,792,835
GISS	241,222	14,104,847	483,687	-14,742,225	23,295	-17,254	65,123	-86,464	-264,517	-14,087,593	-548,810	14,828,689
MPHC	443,409	-18,110,465	-24,782,266	-19,445,120	0	34,786	34,963	-59,138	-443,409	18,075,679	24,747,303	19,504,258
IGRD	126,538	53,095	2,183,834	3,309,778	0	27,825	-38,615	-556,345	-126,538	-80,920	-2,145,219	-2,753,433
QAMC	4,868	858,157	2,576,465	2,326,549	0	95,457	-13,319	-393,384	-4,868	-953,614	-2,563,146	-1,933,165
QATI	-9,469,214	-10,772,290	-9,909,667	20,591,869	0	0	-397,330	-397,330	9,469,214	10,772,290	10,306,997	-20,194,539
DOHI	-14,300	26,252	72,902	111,917	0	0	-32,941	-64,999	14,300	-26,252	-39,961	-46,918
QGRI	4,237	21,830	19,479	15,545	0	0	0	0	-4,237	-21,830	-19,479	-15,545
AKHI	508,228	445,083	1,856,438	2,059,814	0	-31,284	-13,239	-39,339	-508,228	-413,799	-1,843,199	-2,020,475
QISI	-2,735	11,942	14,210	22,175	0	0	0	0	2,735	-11,942	-14,210	-22,175
BEMA	0	-2,559	-3,143	-13,763	0	0	0	0	0	2,559	3,143	13,763
QLMI	362	-62,050	-27,619	-5,239	0	0	0	8,400	-362	62,050	27,619	-3,161
UDCD	-396,626	315,181	473,785	1,586,159	0	0	119	4,119	396,626	-315,181	-473,904	-1,590,278
BRES	-443,574	-1,041,763	193,342	5,535,824	0	0	-1,200	4,725	443,574	1,041,763	-192,142	-5,540,549
ERES	-104,896	496,853	-874,120	-1,218,616	-500	-6,500	252,038	315,620	105,396	-490,353	622,082	902,996
MRDS	-1,208,238	32,948	1,143,781	-3,896,925	0	-661,051	-810,075	176,759	1,208,238	628,103	-333,706	3,720,166
ORDS	-20,795	15,200	1,233,678	5,233,434	-33,000	-43,000	-94,840	-76,336	53,795	27,800	-1,138,838	-5,157,098
VFQS	-463,174	1,063,129	5,839,975	4,117,695	0	-20,678	-140,412	-145,984	463,174	-1,042,451	-5,699,563	-3,971,711
QNNS	-121,767	-2,380,101	-2,989,473	-1,535,619	0	11,877	11,877	-9,706	121,767	2,368,224	2,977,596	1,545,325
GWCS	-47,102	63,088	143,806	840,001	0	-8,800	-8,800	-8,800	47,102	-54,288	-135,006	-831,201
QGTS	396,432	857,513	-5,792,059	800,631	-54,140	-52,589	-445,341	-675,915	-342,292	-804,924	6,237,400	-124,716

Trading values by nationality for the last Session

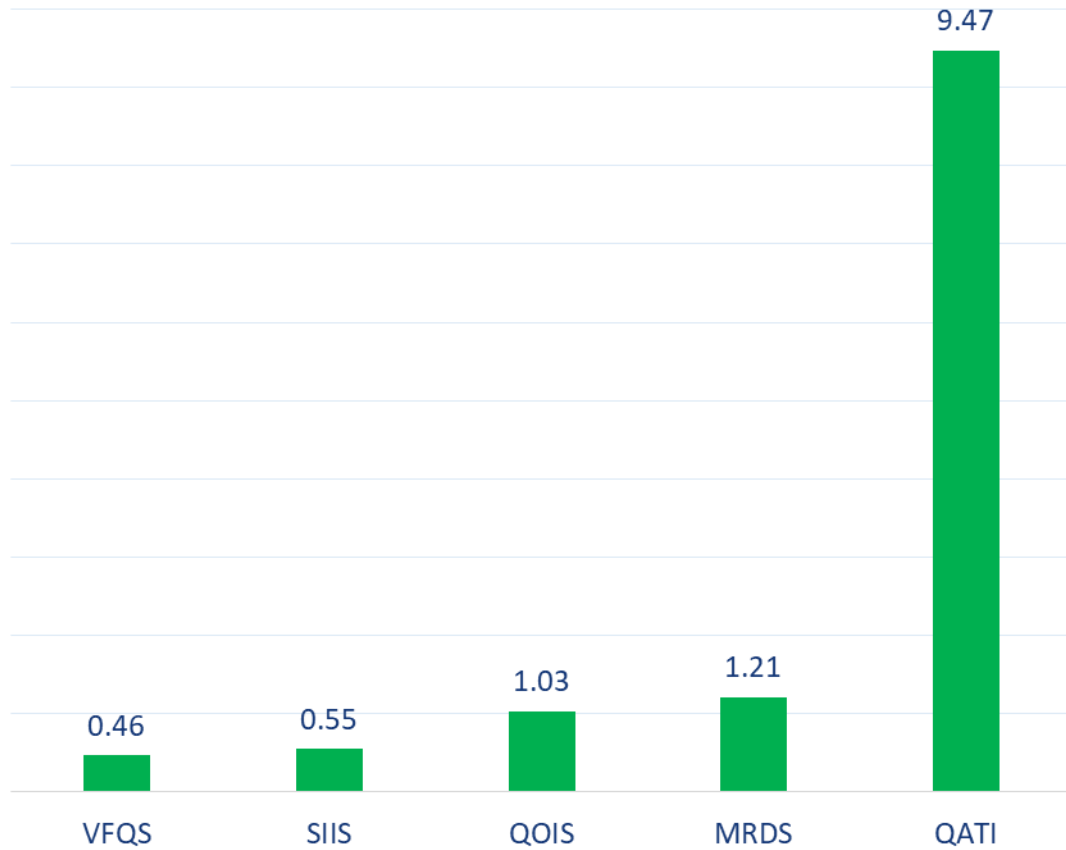
Nationality	Purchasing Value	Selling Value	Difference
Qataris	313.87	341.06	-27.19
GCC	12.28	8.30	3.98
Arab	41.97	43.79	-1.82
Foreigners	64.19	39.17	25.02
Total	432.32	432.32	0.00

In million QAR

Trading by nationality for the last Session

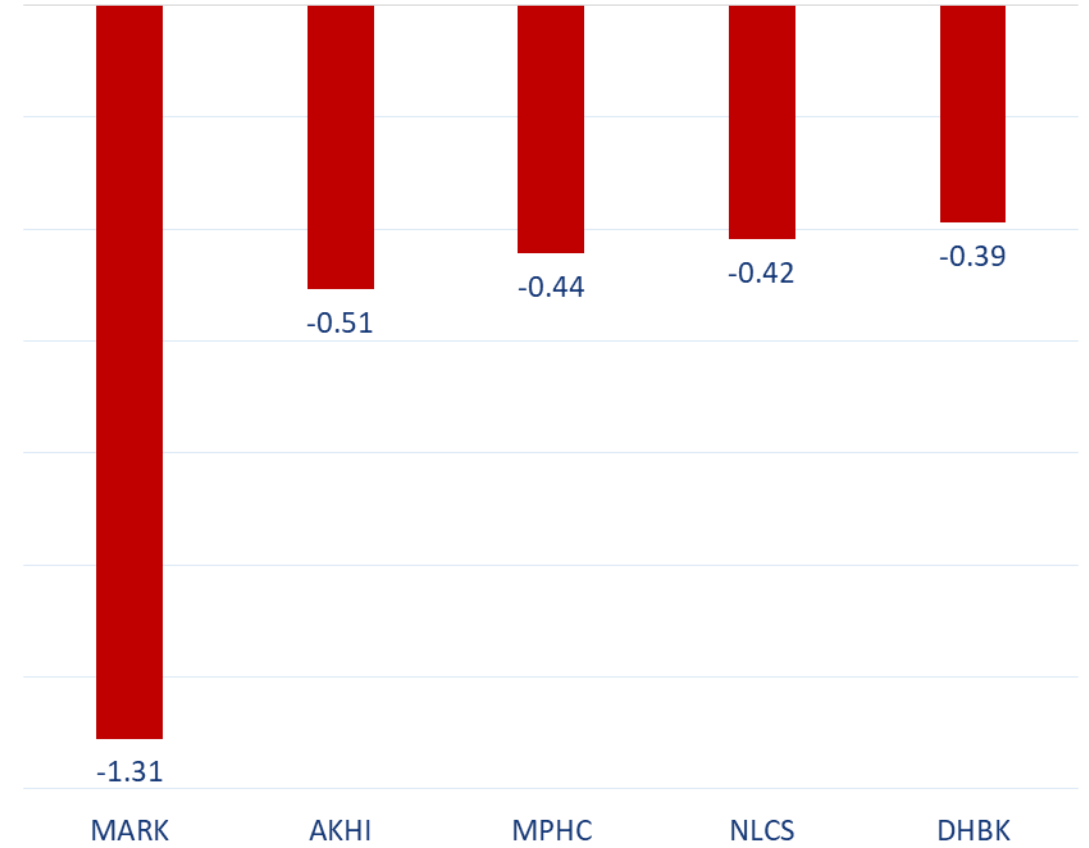
Nationality	Buy %	Sell %	Net
Qataris	72.60%	78.89%	-6.3%
GCC	2.84%	1.92%	0.9%
Arab	9.71%	10.13%	-0.4%
Foreigners	14.85%	9.06%	5.8%

Top 5 Companies bought (net) by **Foreigners** in the last session



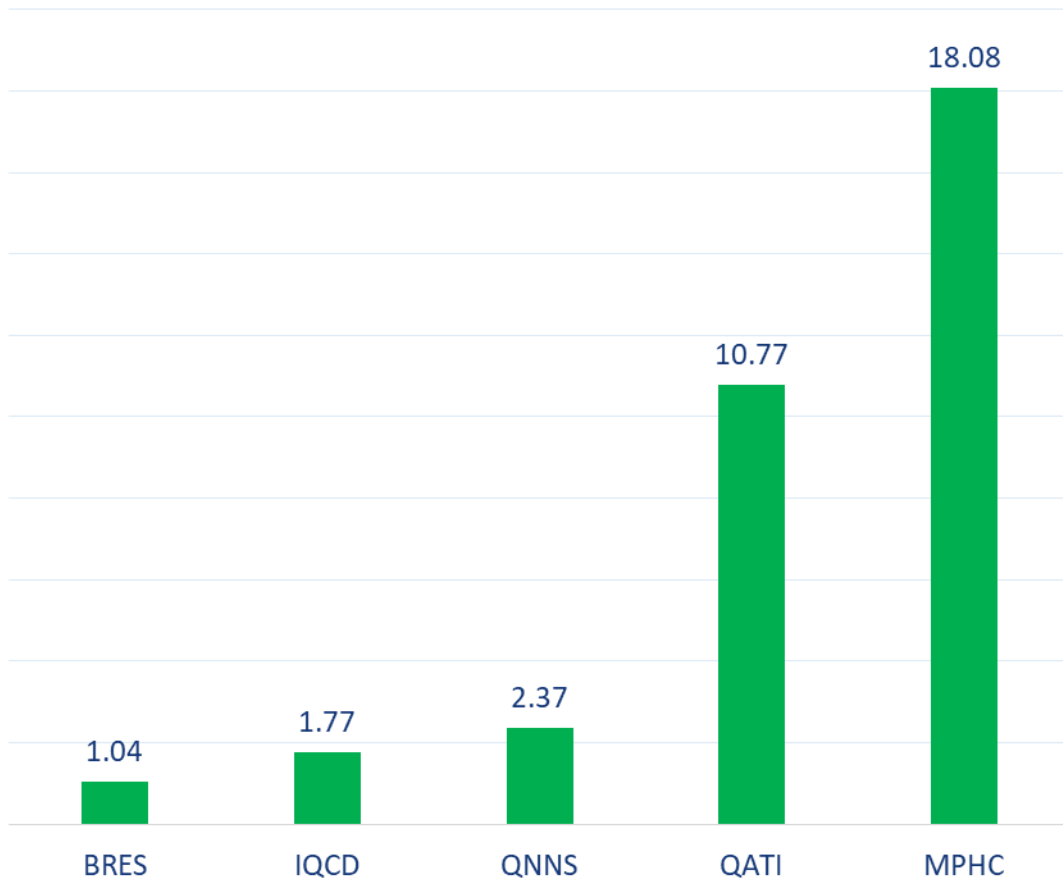
In million shares

Top 5 Companies sold (net) by **Foreigners** in the last session



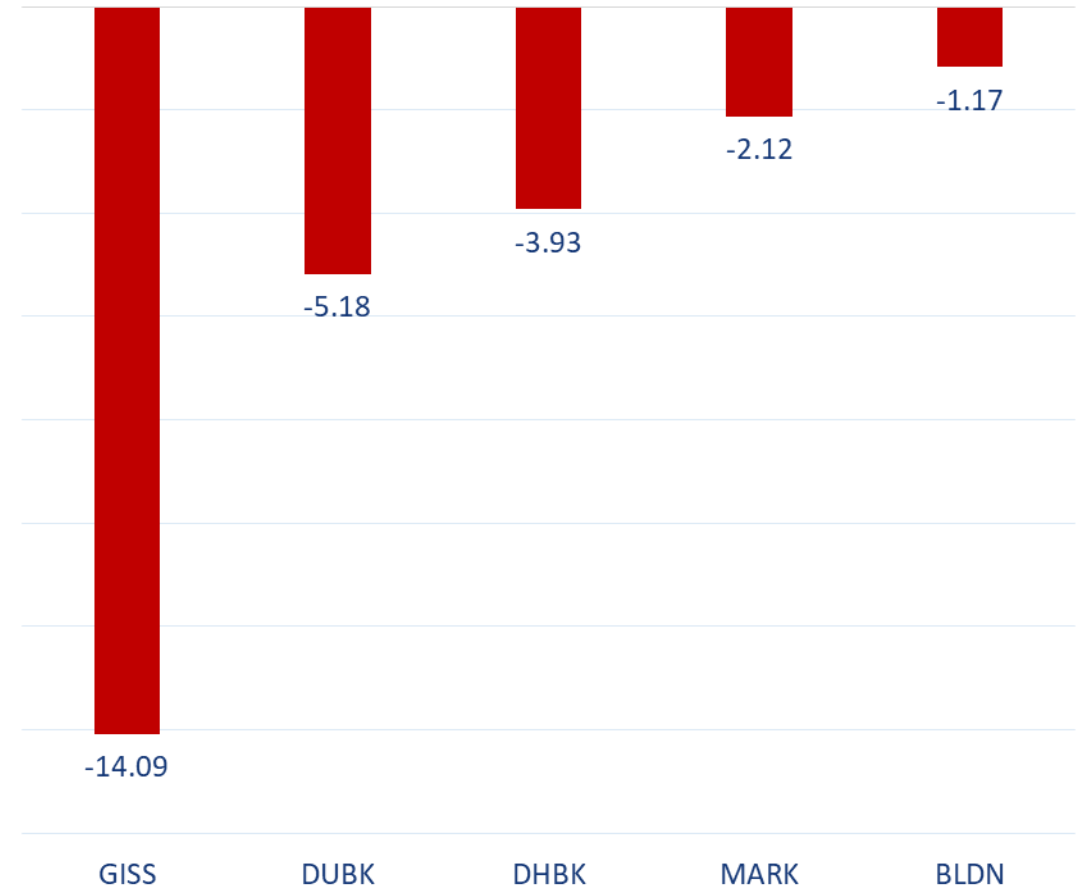
In million shares

Top 5 Companies bought (net) by **Foreigners** over the last week



In million shares

Top 5 Companies sold (net) by **Foreigners** over the last week



In million shares



The figures represent a change in the number of shares.

Daily Change: The net change between 24th and 21st of September.

Change for the last 5 sessions: The total daily net change for the last 5 sessions.

Change for the last 10 sessions: The total daily net change for the last 10 sessions.

Change for the last 20 sessions: The total daily net change for the last 20 sessions.

DISCLAIMER:

The information contained was obtained from various public sources believed to be reliable, but we do not guarantee its accuracy. Wasata Financial Securities makes no representations or warranties (express or implied) regarding the data and information provided and Wasata Financial Securities does not represent that the information content of this document is complete, or free from any error, not misleading, or fit for any particular purpose. This report document provides general information only. Neither the information nor any opinion expressed constitutes an offer or an invitation to make an offer, to buy or sell any securities or other investment products related to such securities or investments.

This report document contained is subject to change without prior notice. Wasata assumes no responsibility to update the information in this report document.



Prepared by Financial Advisory Department


وساطة
WASATA
للأوراق المالية
FINANCIAL SECURITIES

+974 44498880
ramzi.qasmieh@Wasata.qa