



Daily Report for Ownership Changes

25th of September 2023 Session

Company									25-Sep			
	Qatari				GCC				Foreigners			
	Daily Chg.	Last 5 Sessions Chg.	Last 10 Sessions Chg.	Last 20 Sessions Chg.	Daily Chg.	Last 5 Sessions Chg.	Last 10 Sessions Chg.	Last 20 Sessions Chg.	Daily Chg.	Last 5 Sessions Chg.	Last 10 Sessions Chg.	Last 20 Sessions Chg.
QNBK	-451,274	-614,641	-72,761	4,619,121	-30,000	-29,253	-73,588	141,246	481,274	643,894	146,349	-4,760,367
QIBK	221,590	599,251	769,543	3,231,730	6,448	13,471	15,783	57,972	-228,038	-611,760	-785,326	-3,289,702
CBQK	134,400	409,421	-770,401	2,334,820	0	0	0	154,242	-134,400	-424,334	770,401	-2,489,062
DHBK	301,745	2,405,887	7,343,924	10,353,669	-10,000	5,958	5,958	-75,868	-291,745	-2,411,845	-7,349,882	-10,277,801
ABQK	0	0	-7,910	-8,361	0	0	0	0	0	0	7,910	8,361
QIIK	1,278	200,296	384,941	1,465,611	0	100	-14,718	-11,520	-1,278	-200,396	-370,223	-1,454,091
MARK	828,531	4,088,450	4,135,417	8,449,022	-3,260	-93,845	-573,794	-157,790	-825,271	-3,994,605	-3,561,623	-8,291,232
DUBK	1,237,485	2,486,454	-2,704,617	-11,647,077	0	23,496	15,150	1,894	-1,237,485	-2,509,950	2,689,467	11,645,183
QFBQ	125,815	-218,949	-99,467	165,632	0	79,684	49,695	104,032	-125,815	139,265	49,772	-269,664
NLCS	445,604	-427,407	-2,120,928	-6,507,981	0	-3,375	367,794	815,169	-445,604	430,782	1,753,134	5,692,812
DBIS	-59,640	307,346	-83,111	-294,681	-8,000	4,551	-32,090	-187,708	67,640	-311,897	115,201	482,389
QOIS	2,951,741	2,935,292	5,304,429	5,505,808	-3,811	-1,583	-1,802	-44,469	-2,947,930	-2,933,709	-5,302,627	-5,461,339
IHGS	-33,589	24,276	380,975	707,152	0	0	0	-6,281	33,589	-24,276	-380,975	-700,871
ZHCD	0	-30,281	-53,781	-73,466	0	0	0	0	0	30,281	53,781	73,466
QGMD	595,784	532,491	-3,918,267	-6,108,456	0	-107,092	-14,080	150,693	-595,784	-425,399	3,932,347	5,957,763
SIIS	-578,927	-1,900,869	-8,740,065	4,459,682	3,482	348,360	777,326	644,445	575,445	1,552,509	7,962,739	-5,104,127
BLDN	-137,999	-1,019,750	1,570,227	-5,464,589	-51,482	3,939	-172,977	98,052	189,481	1,007,942	-1,397,250	5,366,537
MCGS	93,506	-229,857	4,089,769	4,438,527	0	0	27,023	27,023	-93,506	229,857	-4,116,792	-4,465,550
QCFS	0	10	10	-291	0	0	0	0	0	-10	-10	291
QFLS	115,033	386,782	308,666	758,636	0	360	-9,216	-10,017	-115,033	-387,142	-299,450	-748,619
WDAM	206,411	-591,057	-735,578	665,417	0	131,152	92,757	67,551	-206,411	459,905	642,821	-732,968
MCCS	70,075	33,850	204,757	480,041	0	0	0	0	-70,075	-33,850	-204,757	-480,041
MERS	8,460	30,738	60,903	147,905	0	0	0	-132	-8,460	-30,738	-60,903	-147,773
MEZA	-14,589	-134,562	-4,252,548	-12,497,364	0	4,001	-106,020	-77,960	14,589	130,561	4,358,568	12,575,324
QIMD	10,182	15,525	-82,387	-214,309	0	0	0	0	-10,182	-15,525	82,387	214,309

Company									25-Sep			
	Qatari				GCC				Foreigners			
	Daily Chg.	Last 5 Sessions Chg.	Last 10 Sessions Chg.	Last 20 Sessions Chg.	Daily Chg.	Last 5 Sessions Chg.	Last 10 Sessions Chg.	Last 20 Sessions Chg.	Daily Chg.	Last 5 Sessions Chg.	Last 10 Sessions Chg.	Last 20 Sessions Chg.
QNCD	1,179	144,081	276,970	5,176,556	-1,111	-1,111	-1,111	7,548	-68	-142,970	-275,859	-5,184,104
IQCD	130,703	-1,747,933	-1,016,006	-1,067,687	-16,309	-4,700	-67,686	-230,190	-114,394	1,752,633	1,083,692	1,297,877
QIGD	-79,437	-293,637	1,021,171	861,013	0	0	0	-21,340	79,437	293,637	-1,021,171	-839,673
QEWS	659	-577,118	-492,799	-117,800	-5,370	630	630	630	4,711	576,488	492,169	117,170
AHCS	12,741	106,290	2,214,253	4,496,753	0	0	4,332	98,300	-12,741	-106,290	-2,218,585	-4,595,053
GISS	-1,451,594	12,977,126	1,925,020	-13,351,626	-10,000	-118,656	22,079	-146,548	1,461,594	-12,858,470	-1,947,099	13,498,174
MPHC	1,239,726	508,706	-24,432,056	-18,599,836	0	-1,590	34,963	69,195	-1,239,726	-507,116	24,397,093	18,530,641
IGRD	73,129	-205,889	895,290	3,125,753	0	27,825	-11,055	-532,294	-73,129	178,064	-884,235	-2,593,459
QAMC	-4,261,645	-2,784,711	774,721	-1,429,267	-53,300	7,625	10,992	-214,736	4,314,945	2,777,086	-785,713	1,644,003
QATI	127,663	-10,629,920	-9,785,446	16,318,767	0	0	-397,330	-397,330	-127,663	10,629,920	10,182,776	-15,921,437
DOHI	963	27,215	63,865	112,880	0	0	0	-64,999	-963	-27,215	-63,865	-47,881
QGRI	13,251	22,318	32,730	28,796	0	0	0	0	-13,251	-22,318	-32,730	-28,796
AKHI	-393,382	53,196	488,728	1,487,985	-13,960	-45,244	-65,487	-53,299	407,342	-7,952	-423,241	-1,434,686
QISI	0	3,965	14,210	23,525	0	0	0	0	0	-3,965	-14,210	-23,525
BEMA	0	-2,371	-3,058	-13,763	0	0	0	0	0	2,371	3,058	13,763
QLMI	52,800	1,879	25,181	21,561	0	0	0	8,400	-52,800	-1,879	-25,181	-29,961
UDCD	-332,274	30,855	389,207	1,228,996	0	0	50	119	332,274	-30,855	-389,287	-1,229,115
BRES	-864,083	-1,963,082	-910,240	4,624,299	-500	-500	-1,700	3,970	864,583	1,963,582	911,940	-4,628,269
ERES	373,279	-157,592	787,907	-983,053	-228,218	-234,718	29,820	81,356	-145,061	392,310	-817,727	901,697
MRDS	348,226	357,948	-3,101,569	-4,451,522	313,343	-362,708	-218,359	560,598	-661,569	4,760	3,319,928	3,890,924
ORDS	65,729	31,221	1,253,824	4,599,493	497	-42,503	-94,343	-73,943	-66,226	11,282	-1,159,481	-4,525,550
VFQS	6,436	860,218	5,744,917	5,137,317	8,000	-29	-132,412	-134,763	-14,436	-860,189	-5,612,505	-5,002,554
QNNS	-141,477	-1,543,890	-3,028,716	-1,841,475	1,813	-8,187	13,690	13,690	139,664	1,552,077	3,015,026	1,827,785
GWCS	57,692	147,252	276,936	870,292	0	-8,820	-8,800	-8,800	-57,692	-138,432	-268,136	-861,492
QGTS	-230,601	681,585	-5,196,434	-348,694	-47,360	-99,949	-481,701	-616,555	277,961	-581,636	5,678,135	965,249

Trading values by nationality for the last Session

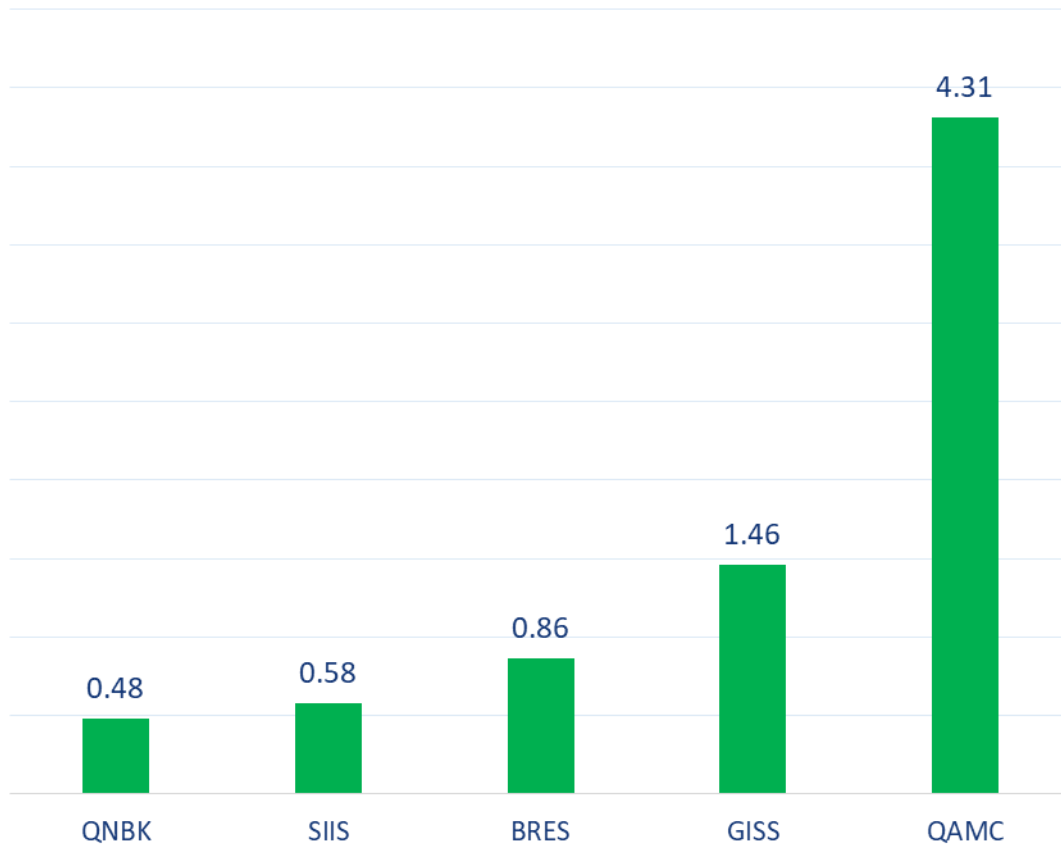
Nationality	Purchasing Value	Selling Value	Difference
Qataris	364.03	361.54	2.49
GCC	9.88	7.09	2.79
Arab	47.02	41.82	5.20
Foreigners	109.21	119.70	-10.48
Total	530.15	530.15	0.00

In million QAR

Trading by nationality for the last Session

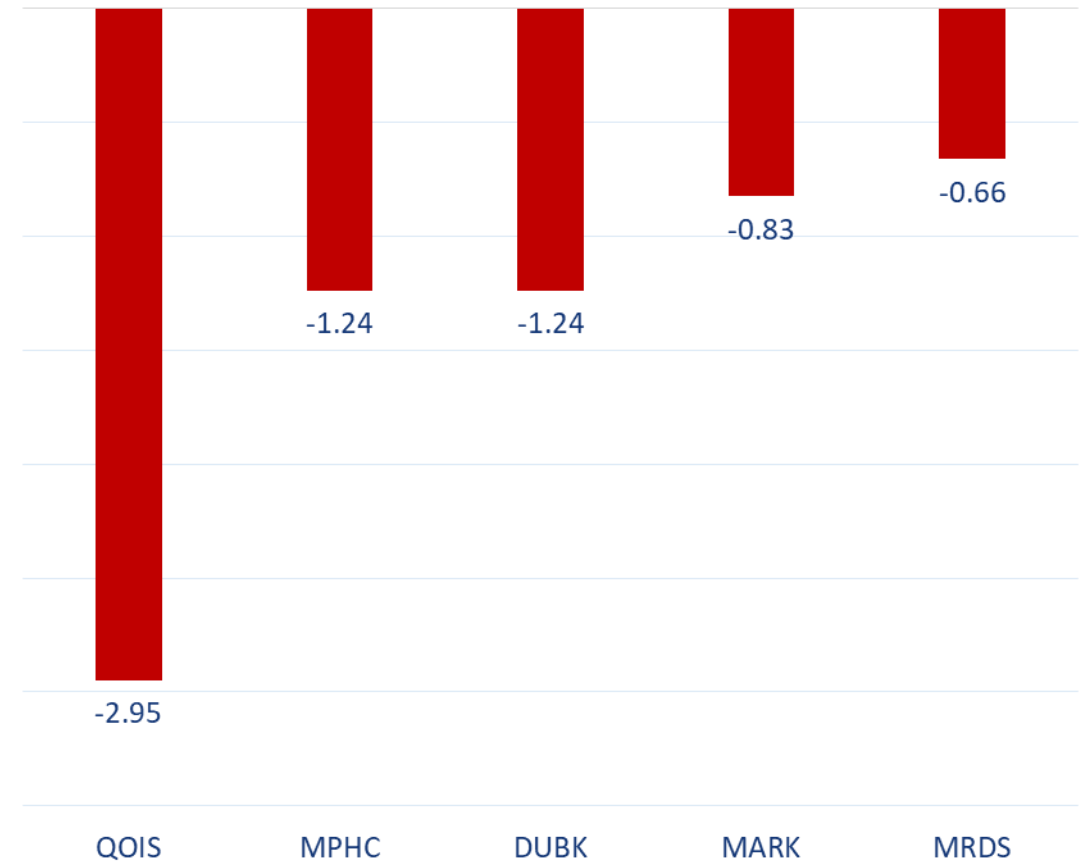
Nationality	Buy %	Sell %	Net
Qataris	68.67%	68.20%	0.5%
GCC	1.86%	1.34%	0.5%
Arab	8.87%	7.89%	1.0%
Foreigners	20.60%	22.58%	-2.0%

Top 5 Companies bought (net) by **Foreigners** for the last 5 sessions



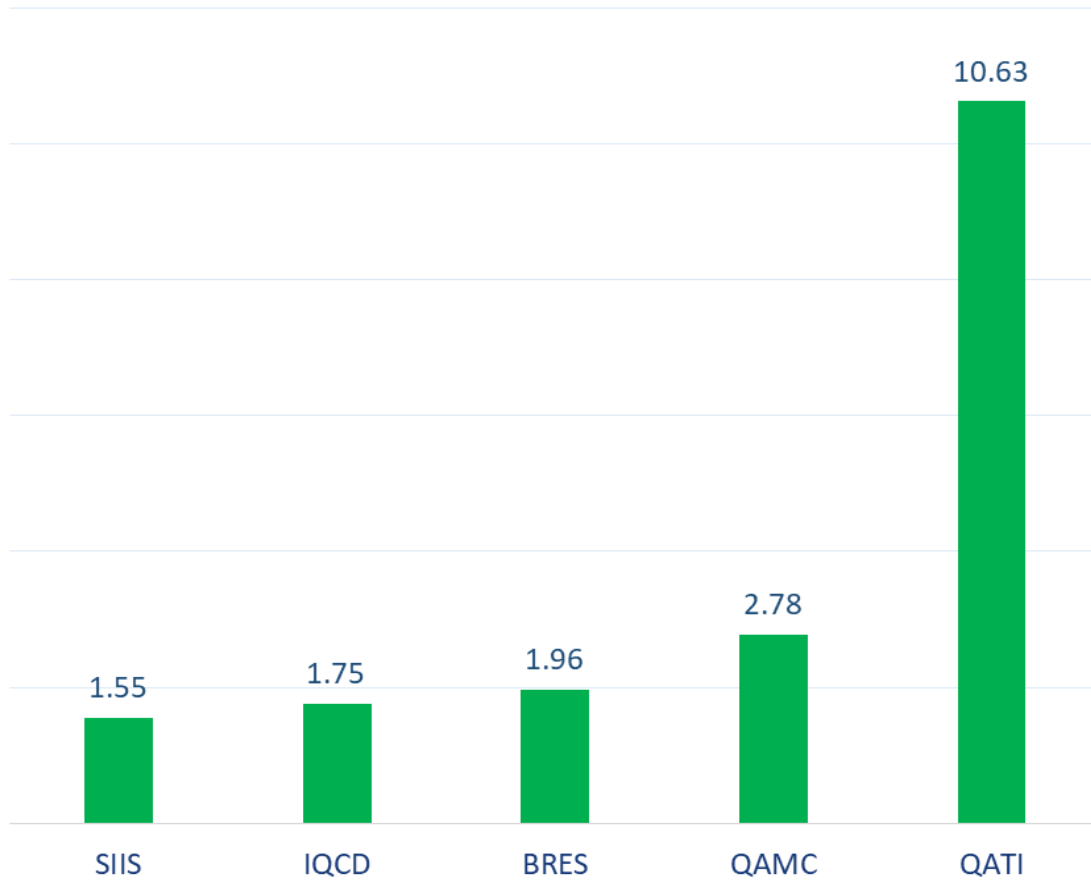
In million shares

Top 5 Companies sold (net) by **Foreigners** for the last 5 sessions



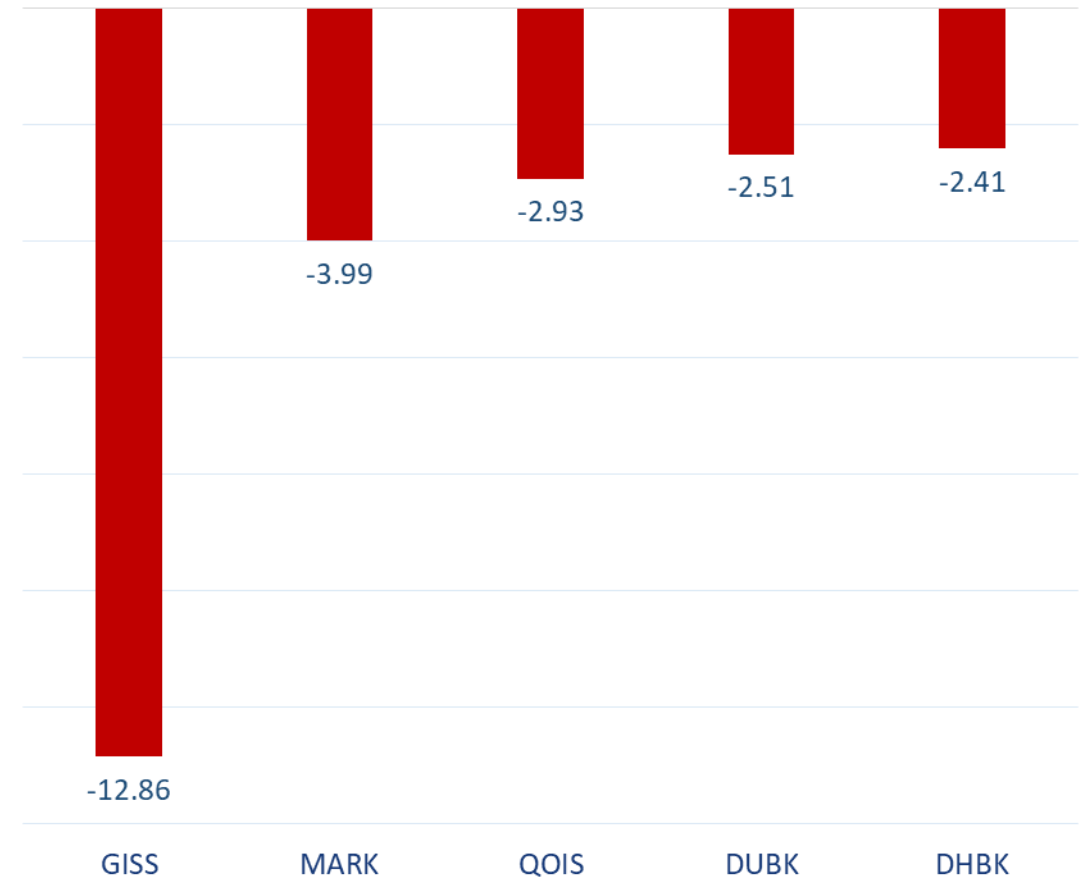
In million shares

Top 5 Companies bought (net) by **Foreigners** over the last week



In million shares

Top 5 Companies sold (net) by **Foreigners** over the last week



In million shares



The figures represent a change in the number of shares.

Daily Change: The net change between 25th and 24th of September.

Change for the last 5 sessions: The total daily net change for the last 5 sessions.

Change for the last 10 sessions: The total daily net change for the last 10 sessions.

Change for the last 20 sessions: The total daily net change for the last 20 sessions.

DISCLAIMER:

The information contained was obtained from various public sources believed to be reliable, but we do not guarantee its accuracy. Wasata Financial Securities makes no representations or warranties (express or implied) regarding the data and information provided and Wasata Financial Securities does not represent that the information content of this document is complete, or free from any error, not misleading, or fit for any particular purpose. This report document provides general information only. Neither the information nor any opinion expressed constitutes an offer or an invitation to make an offer, to buy or sell any securities or other investment products related to such securities or investments.

This report document contained is subject to change without prior notice. Wasata assumes no responsibility to update the information in this report document.



Prepared by Financial Advisory Department


وساطة
WASATA
للأوراق المالية
FINANCIAL SECURITIES

+974 44498880

ramzi.qasmieh@Wasata.qa