



Daily Report for Ownership Changes

26th of September 2023 Session

Company									26-Sep			
	Qatari				GCC				Foreigners			
	Daily Chg.	Last 5 Sessions Chg.	Last 10 Sessions Chg.	Last 20 Sessions Chg.	Daily Chg.	Last 5 Sessions Chg.	Last 10 Sessions Chg.	Last 20 Sessions Chg.	Daily Chg.	Last 5 Sessions Chg.	Last 10 Sessions Chg.	Last 20 Sessions Chg.
QNBK	-812,852	-1,581,060	-1,231,197	3,567,624	3,536	-25,717	-70,052	152,981	809,316	1,606,777	1,304,567	-3,720,605
QIBK	6,719	626,611	737,676	2,965,937	0	13,471	10,783	57,947	-6,719	-640,082	-748,459	-3,023,884
CBQK	-552	365,649	-180,507	2,301,469	0	0	0	125,217	552	-365,649	180,507	-2,426,686
DHBK	244,699	2,205,038	7,289,746	10,912,533	-20,000	-14,042	-14,042	-112,107	-224,699	-2,190,996	-7,275,704	-10,800,426
ABQK	0	0	-7,910	-7,910	0	0	0	0	0	0	7,910	7,910
QIJK	99,239	296,357	388,266	1,511,427	0	100	100	-11,520	-99,239	-296,457	-388,366	-1,499,907
MARK	1,200,072	4,392,296	3,267,010	10,193,534	-9,100	-41,435	-429,689	-231,559	-1,190,972	-4,350,861	-2,837,321	-9,961,975
DUBK	1,649,594	4,116,458	2,274,367	-8,738,010	0	23,496	15,150	1,894	-1,649,594	-4,139,954	-2,289,517	8,736,116
QFBQ	43,594	-235,854	-135,261	227,079	0	79,684	49,695	104,032	-43,594	156,170	85,566	-331,111
NLCS	308,153	93,410	-3,459,639	-1,812,149	41,000	41,000	232,241	811,720	-349,153	-134,410	3,227,398	1,000,429
DBIS	-61,188	301,026	-9,641	-371,192	-4,000	-12,000	-36,090	-191,708	65,188	-289,026	45,731	562,900
QOIS	-1,619,760	1,493,101	2,960,433	3,932,123	22,732	21,149	18,803	-21,737	1,597,028	-1,514,250	-2,979,236	-3,910,386
IHGS	-46,988	-46,335	327,897	664,207	0	0	0	-6,281	46,988	46,335	-327,897	-657,926
ZHCD	6,536	-8,465	-23,245	-67,118	0	0	0	0	-6,536	8,465	23,245	67,118
QGMD	1,397,293	1,262,168	-2,097,049	-4,809,106	50,044	26,395	131,513	213,648	-1,447,337	-1,288,563	1,965,536	4,595,458
SIIS	-148,235	-1,890,668	-5,611,110	4,357,814	10,329	22,190	722,078	1,045,914	137,906	1,868,478	4,889,032	-5,403,728
BLDN	178,950	-481,283	2,008,225	-4,661,337	240,364	244,397	302,501	338,416	-419,314	236,886	-2,310,726	4,322,921
MCGS	-773	-241,891	4,115,496	4,307,853	0	0	27,023	27,023	773	241,891	-4,142,519	-4,334,876
QCFS	0	0	10	-291	0	0	0	0	0	0	-10	291
QFLS	-74,101	299,166	267,292	666,052	-85,000	-84,640	-84,621	-95,017	159,101	-214,526	-182,671	-571,035
WDAM	-574,135	-1,400,448	-104,795	-167,429	78,731	-15,228	200,191	197,508	495,404	1,415,676	-95,396	-30,079
MCCS	84,120	92,790	202,235	645,129	0	0	0	0	-84,120	-92,790	-202,235	-645,129
MERS	52,625	100,911	64,232	219,651	0	0	0	-132	-52,625	-100,911	-64,232	-219,519
MEZA	179,900	145,651	-3,815,162	-10,502,437	-2,000	4,001	-93,524	-118,999	-177,900	-149,652	3,908,686	10,621,436
QIMD	17,795	47,657	12,611	-196,514	0	0	0	0	-17,795	-47,657	-12,611	196,514

									26-Sep			
Company	Qatari				GCC				Foreigners			
	Daily Chg.	Last 5 Sessions Chg.	Last 10 Sessions Chg.	Last 20 Sessions Chg.	Daily Chg.	Last 5 Sessions Chg.	Last 10 Sessions Chg.	Last 20 Sessions Chg.	Daily Chg.	Last 5 Sessions Chg.	Last 10 Sessions Chg.	Last 20 Sessions Chg.
QNCD	-2,667	151,184	228,889	4,861,953	0	-1,111	-1,111	7,548	2,667	-150,073	-227,778	-4,869,501
IQCD	189,726	-777,443	-641,958	-779,728	3,399	-1,301	-1,287	-226,091	-193,125	778,744	643,245	1,005,819
QIGD	-149,059	-401,871	804,511	577,057	5,124	5,124	5,124	4,124	143,935	396,747	-810,583	-581,181
QEWS	-381,336	-848,173	-808,945	-527,394	0	630	630	630	381,336	847,543	808,315	526,764
AHCS	8,909	94,853	1,870,359	4,261,488	1,725	1,725	6,057	100,025	-10,634	-96,578	-1,876,416	-4,361,513
GISS	2,906,759	18,047,269	7,910,573	-9,470,063	-44,078	-101,007	-209,277	-134,170	-2,862,681	-17,946,262	-7,701,296	9,604,233
MPHC	-183,505	1,418,509	-25,200,567	-19,941,697	350	-5,240	35,313	69,545	183,155	-1,413,269	25,165,254	19,872,152
IGRD	-270,654	-410,594	333,049	3,410,858	0	27,825	27,825	-18,849	270,654	382,769	-360,874	-3,392,009
QAMC	3,681,297	830,675	3,514,032	1,790,784	-18,261	-27,436	-29,762	-198,321	-3,663,036	-803,239	-3,484,270	-1,592,463
QATI	-121,420	-9,773,894	-10,421,972	11,354,221	-6,170	-6,170	-403,500	-403,500	127,590	9,780,064	10,825,472	-10,950,721
DOHI	5,000	27,215	68,665	72,815	0	0	0	-51,934	-5,000	-27,215	-68,665	-20,881
QGRI	6,000	35,188	38,730	34,796	0	0	0	0	-6,000	-35,188	-38,730	-34,796
AKHI	-545,920	-416,417	163,949	339,869	0	-13,960	-13,960	-53,299	545,920	430,377	-149,989	-286,570
QISI	0	-2,267	11,942	25,082	0	0	0	0	0	2,267	-11,942	-25,082
BEMA	0	-2,371	-3,058	-13,763	0	0	0	0	0	2,371	3,058	13,763
QLMI	142,606	188,505	186,128	165,367	0	0	0	8,400	-142,606	-188,505	-186,128	-173,767
UDCD	17,647	-274,415	631,434	191,960	0	0	50	119	-17,647	274,415	-631,484	-192,079
BRES	666	-1,722,704	-1,368,784	4,228,807	0	-500	-1,700	-1,700	-666	1,723,204	1,370,484	-4,227,107
ERES	-575,834	-184,470	-358,806	-2,842,196	5,119	-223,599	34,939	92,975	570,715	408,069	323,867	2,749,221
MRDS	1,170,637	2,982,585	-629,706	-3,322,702	851,000	1,014,343	555,250	1,388,787	-2,021,637	-3,996,928	74,456	1,933,915
ORDS	145,616	74,995	1,272,018	4,044,286	-17,987	-60,490	-112,330	-91,930	-127,629	-14,505	-1,159,688	-3,952,356
VFQS	-1,123,696	-2,330,245	4,550,450	6,811,535	0	-1,172	-132,412	-134,763	1,123,696	2,331,417	-4,418,038	-6,676,772
QNNS	34,500	-827,684	-2,980,880	-2,358,619	54	-8,133	13,744	13,744	-34,554	835,817	2,967,136	2,344,875
GWCS	-270,438	-359,489	-71,054	363,477	0	-8,820	-8,800	-8,800	270,438	368,309	79,854	-354,677
QGTS	-310,625	298,534	-4,362,994	-1,949,580	0	-101,334	-436,319	-582,235	310,625	-197,200	4,799,313	2,531,815

Trading values by nationality for the last Session

Nationality	Purchasing Value	Selling Value	Difference
Qataris	399.10	404.74	-5.64
GCC	9.34	12.75	-3.41
Arab	55.92	66.69	-10.77
Foreigners	109.84	90.02	19.83
Total	574.20	574.20	0.00

In million QAR

Trading by nationality for the last Session

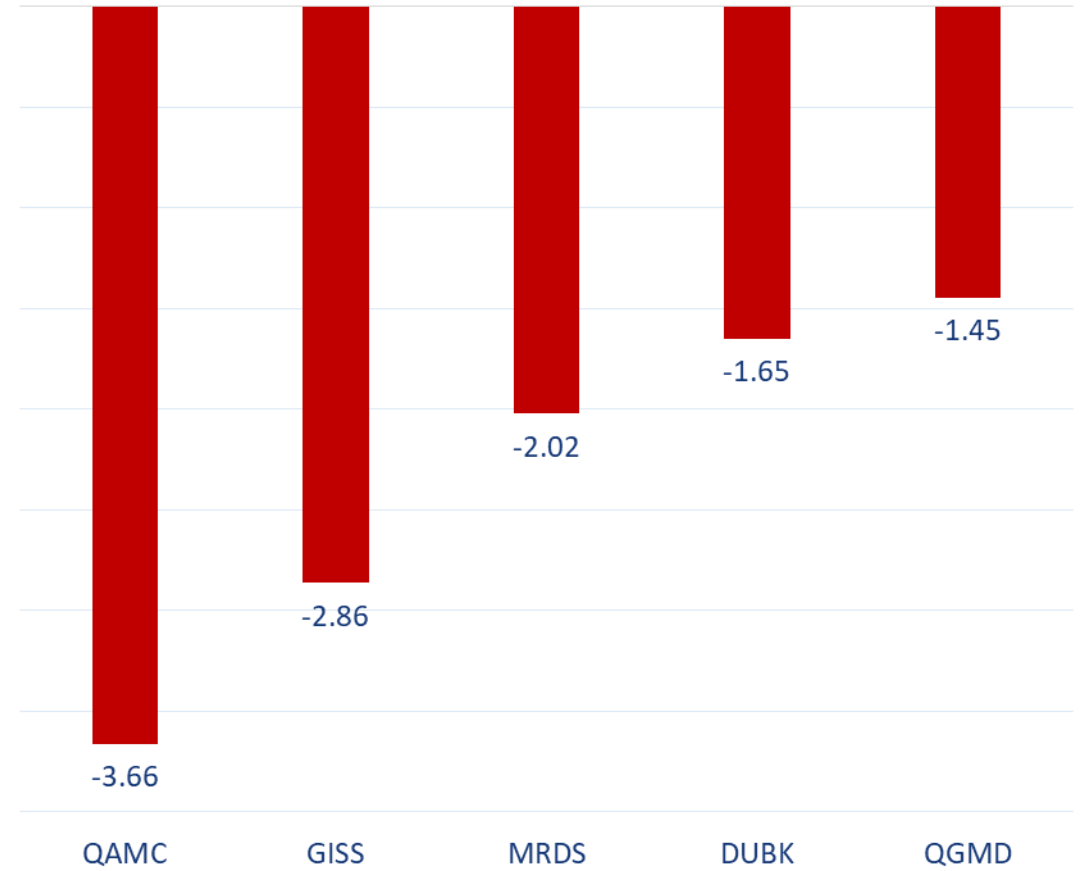
Nationality	Buy %	Sell %	Net
Qataris	69.50%	70.49%	-1.0%
GCC	1.63%	2.22%	-0.6%
Arab	9.74%	11.62%	-1.9%
Foreigners	19.13%	15.68%	3.5%

Top 5 Companies bought (net) by **Foreigners** for the last 5 sessions



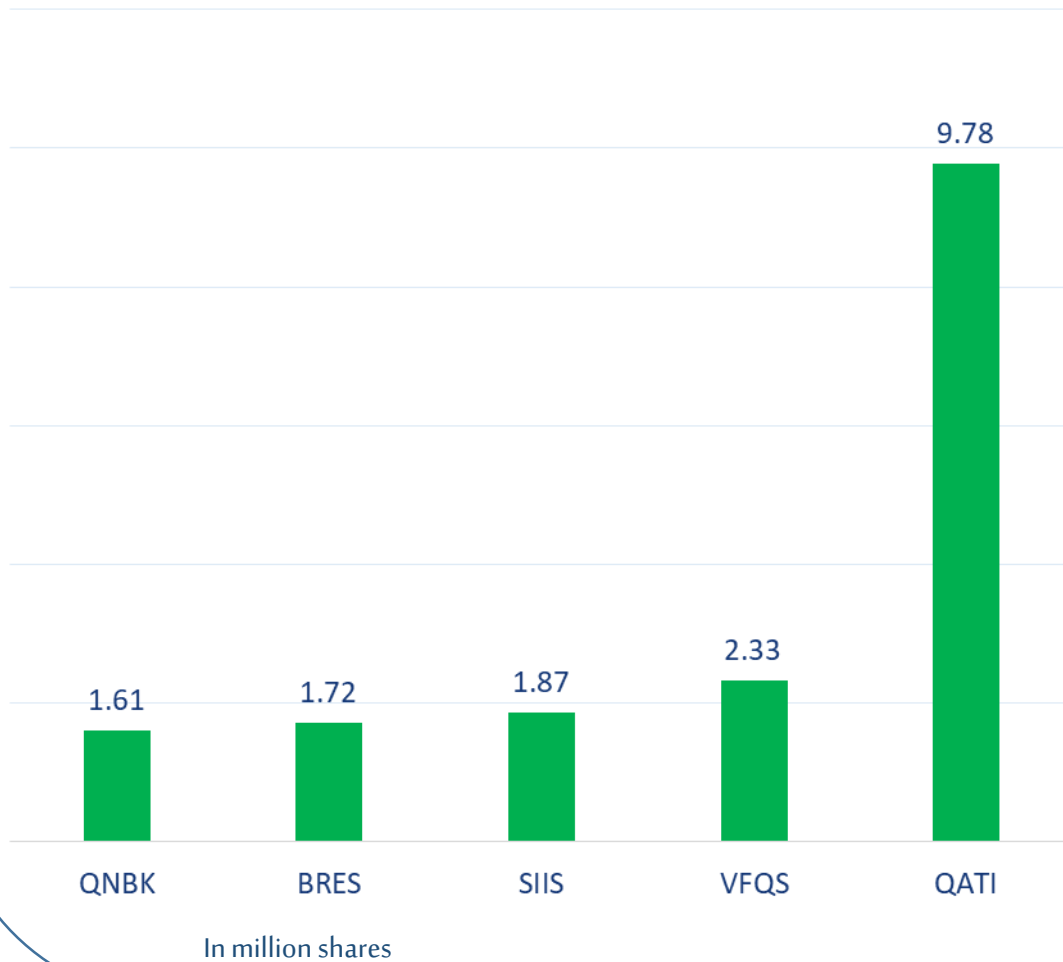
In million shares

Top 5 Companies sold (net) by **Foreigners** for the last 5 sessions

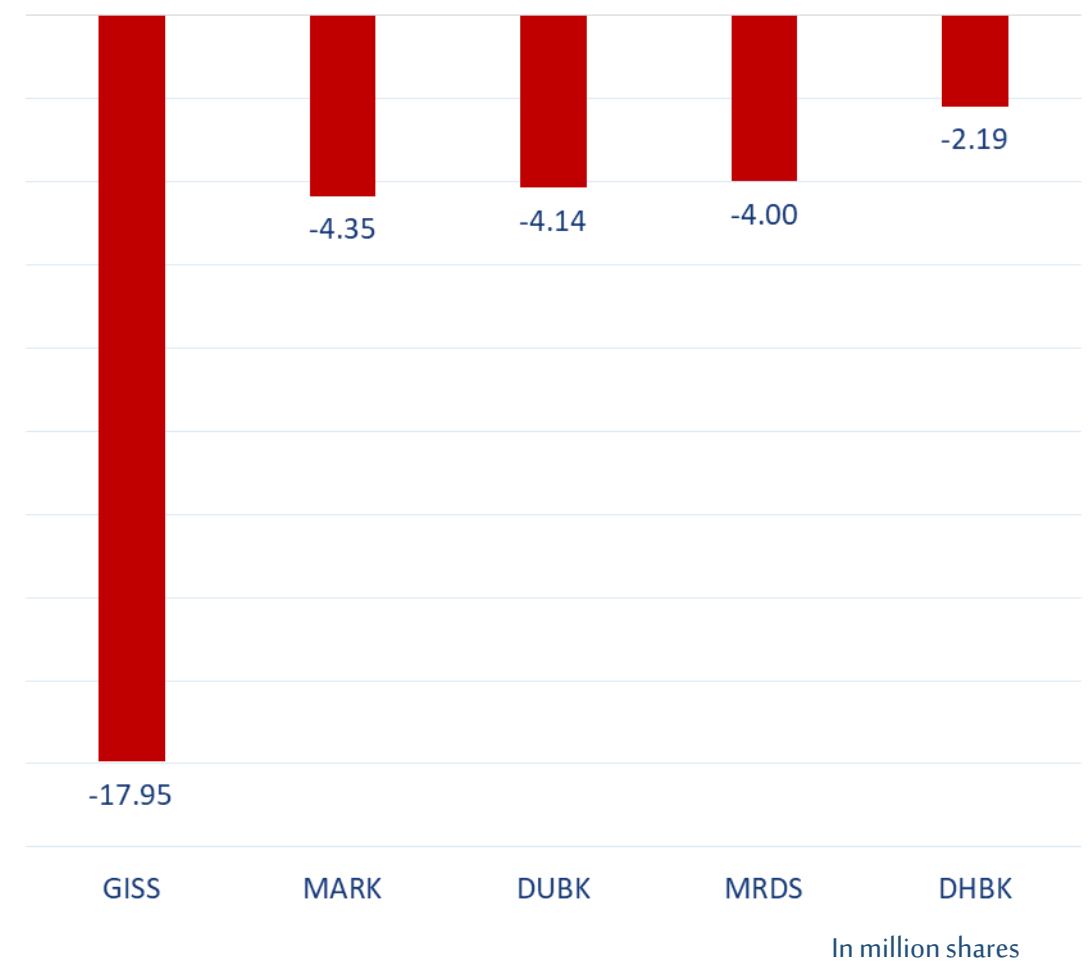


In million shares

Top 5 Companies bought (net) by **Foreigners** over the last week



Top 5 Companies sold (net) by **Foreigners** over the last week





The figures represent a change in the number of shares.

Daily Change: The net change between 26th and 25th of September.

Change for the last 5 sessions: The total daily net change for the last 5 sessions.

Change for the last 10 sessions: The total daily net change for the last 10 sessions.

Change for the last 20 sessions: The total daily net change for the last 20 sessions.

DISCLAIMER:

The information contained was obtained from various public sources believed to be reliable, but we do not guarantee its accuracy. Wasata Financial Securities makes no representations or warranties (express or implied) regarding the data and information provided and Wasata Financial Securities does not represent that the information content of this document is complete, or free from any error, not misleading, or fit for any particular purpose. This report document provides general information only. Neither the information nor any opinion expressed constitutes an offer or an invitation to make an offer, to buy or sell any securities or other investment products related to such securities or investments.

This report document contained is subject to change without prior notice. Wasata assumes no responsibility to update the information in this report document.



Prepared by Financial Advisory Department


وساطة
WASATA
للأوراق المالية
FINANCIAL SECURITIES

+974 44498880

ramzi.qasmieh@Wasata.qa