



Daily Report for Ownership Changes

27th of September 2023 Session

									27-Sep			
Company	Qatari				GCC				Foreigners			
	Daily Chg.	Last 5 Sessions Chg.	Last 10 Sessions Chg.	Last 20 Sessions Chg.	Daily Chg.	Last 5 Sessions Chg.	Last 10 Sessions Chg.	Last 20 Sessions Chg.	Daily Chg.	Last 5 Sessions Chg.	Last 10 Sessions Chg.	Last 20 Sessions Chg.
QNBK	63,406	-1,409,378	-1,193,953	2,939,853	0	-26,464	-70,260	152,981	-63,406	1,435,842	1,264,213	-3,092,834
QIBK	-60,844	451,071	772,990	2,572,152	0	13,265	10,599	59,177	60,844	-464,336	-783,589	-2,631,329
CBQK	217,524	600,885	219,602	2,395,016	0	0	0	115,936	-217,524	-600,885	-219,602	-2,510,952
DHBK	-4,058	978,085	6,481,531	11,038,715	0	-14,042	-14,042	-14,407	4,058	-964,043	-6,467,489	-11,024,308
ABQK	0	0	0	-7,910	0	0	0	0	0	0	0	7,910
QIHK	-173,287	-17,050	172,471	1,153,628	0	100	100	100	173,287	16,950	-172,571	-1,153,728
MARK	9,929	4,443,102	1,893,486	8,672,057	-16,570	-18,665	-364,044	-248,697	6,641	-4,424,437	-1,529,442	-8,423,360
DUBK	1,136,331	4,536,827	4,447,124	-7,942,922	-3,000	20,496	12,150	12,650	-1,133,331	-4,557,323	-4,459,274	7,930,272
QFBQ	331,918	38,254	312,143	623,126	-31,600	44,084	18,095	64,210	-300,318	-82,338	-330,238	-687,336
NLCS	-252,660	725,931	-3,654,195	-962,356	0	41,000	277,866	771,480	252,660	-766,931	3,376,329	190,876
DBIS	-40,117	135,941	-59,858	-60,396	0	-22,740	-36,090	-187,602	40,117	-113,201	95,948	247,998
QOIS	-2,298,649	-1,555,007	502,352	2,540,361	204,962	226,111	223,765	238,225	2,093,687	1,328,896	-726,117	-2,778,586
IHGS	91,951	-17,043	483,325	714,667	0	0	0	-6,540	-91,951	17,043	-483,325	-708,127
ZHCD	0	7,546	-23,245	-63,690	0	0	0	0	0	-7,546	23,245	63,690
QGMD	-121,755	1,791,440	-1,297,049	-5,169,540	-152,589	-148,194	-56,253	62,059	274,344	-1,643,246	1,353,302	5,107,481
SIIS	446,393	-1,277,609	-4,779,480	5,042,231	-371,593	-339,425	298,839	329,706	-74,800	1,617,034	4,480,641	-5,371,937
BLDN	747,440	379,291	1,852,041	-3,087,645	-247,605	-3,208	19,570	86,099	-499,835	-376,083	-1,871,611	3,001,546
MCGS	-59,719	-231,539	4,141,856	4,240,134	0	0	27,023	27,023	59,719	231,539	-4,168,879	-4,267,157
QCFS	0	0	10	0	0	0	0	0	0	0	-10	0
QFLS	-123,061	-87,905	153,096	319,957	-33,621	-118,571	-118,242	-128,638	156,682	206,476	-34,854	-191,319
WDAM	-356,875	-799,936	-640,106	-112,099	-1,167	77,564	208,716	201,379	358,042	722,372	431,390	-89,280
MCCS	28,375	111,602	190,707	624,691	0	0	0	0	-28,375	-111,602	-190,707	-624,691
MERS	48,517	154,087	107,673	264,384	0	0	0	-132	-48,517	-154,087	-107,653	-264,252
MEZA	-83,252	110,869	-1,736,575	-9,120,160	0	4,001	-110,047	-128,797	83,252	-114,870	1,846,622	9,248,957
QIMD	12,340	59,997	28,516	-184,174	0	0	0	0	-12,340	-59,997	-28,516	184,174

									27-Sep			
Company	Qatari				GCC				Foreigners			
	Daily Chg.	Last 5 Sessions Chg.	Last 10 Sessions Chg.	Last 20 Sessions Chg.	Daily Chg.	Last 5 Sessions Chg.	Last 10 Sessions Chg.	Last 20 Sessions Chg.	Daily Chg.	Last 5 Sessions Chg.	Last 10 Sessions Chg.	Last 20 Sessions Chg.
QNCD	-6,118	118,394	196,857	4,703,410	0	-1,111	-1,111	7,548	6,118	-117,283	-195,746	-4,711,184
IQCD	135,456	217,047	-922,931	-600,958	1,500	199	-3,077	-225,091	-136,956	-217,246	926,008	826,049
QIGD	3,952	-584,568	724,604	768,069	0	5,124	5,124	4,124	-3,952	579,444	-729,728	-772,193
QEWS	-87,543	-807,571	-860,013	-706,686	0	1,000	630	630	87,543	806,571	859,383	706,056
AHCS	87,505	132,858	471,116	4,137,311	0	1,725	6,057	100,025	-87,505	-134,583	-477,173	-4,237,336
GISS	-438,427	-833,524	8,859,467	-11,311,578	14,995	-34,862	-58,151	-224,461	423,432	868,386	-8,801,316	11,536,039
MPHC	-90,048	981,796	-24,360,962	-20,547,240	-21,250	-20,900	14,063	42,538	111,298	-960,896	24,346,899	20,504,702
IGRD	-543,188	-637,013	-150,028	4,889,700	0	-11,281	27,825	-18,849	543,188	648,294	122,203	-4,870,851
QAMC	-330,953	-124,911	2,668,660	-1,246,084	50,000	2,118	73,912	-268,256	280,953	122,793	-2,742,572	1,514,340
QATI	85,739	-9,514,647	-10,670,557	6,238,065	-45,000	-51,170	-448,500	-448,500	-40,739	9,565,817	11,119,057	-5,789,565
DOHI	-5,000	-13,337	63,665	68,749	0	0	0	-52,374	5,000	13,337	-63,665	-16,375
QGRI	15,000	38,488	53,681	99,796	0	0	0	0	-15,000	-38,488	-53,681	-99,796
AKHI	26,339	-517,228	-302,659	599,109	0	-13,960	-126,379	-53,299	-26,339	531,188	429,038	-545,810
QISI	0	-2,267	11,942	1,097	0	0	0	0	0	2,267	-11,942	-1,097
BEMA	0	0	-9,157	-13,763	0	0	0	0	0	0	9,157	13,763
QLMI	-200	188,068	179,807	156,501	0	0	0	8,400	200	-188,068	-179,807	-164,901
UDCD	-598,030	-1,172,821	-186,934	-18,954	132,972	132,972	132,972	133,091	465,058	1,039,849	53,962	-114,137
BRES	-89,455	-1,611,822	-1,478,524	3,842,968	0	-500	-1,700	-1,700	89,455	1,612,322	1,480,224	-3,841,268
ERES	-257,511	-688,224	-572,814	-3,002,195	0	-223,599	34,389	84,784	257,511	911,823	538,425	2,917,411
MRDS	-2,221,920	-204,704	-2,318,652	-405,199	0	1,164,343	405,250	1,130,223	2,221,920	-959,639	1,913,402	-725,024
ORDS	551,784	750,666	1,485,568	4,516,894	172,371	121,881	55,041	80,441	-724,155	-872,547	-1,540,609	-4,595,390
VFQS	-162,047	-2,142,699	2,264,668	5,326,419	0	-1,172	-132,412	-134,763	162,047	2,143,871	-2,132,256	-5,191,656
QNNS	-253,021	-842,422	-3,305,272	-3,416,560	8,612	479	22,356	22,356	244,409	841,943	3,282,916	3,394,204
GWCS	-109,467	-377,361	-286,335	235,807	0	0	-8,800	-8,800	109,467	377,361	295,135	-227,007
QGTS	-838,316	-367,125	-4,240,906	-3,144,206	0	-100,834	-395,644	-587,235	838,316	467,959	4,636,550	3,731,441

Trading values by nationality for the last Session

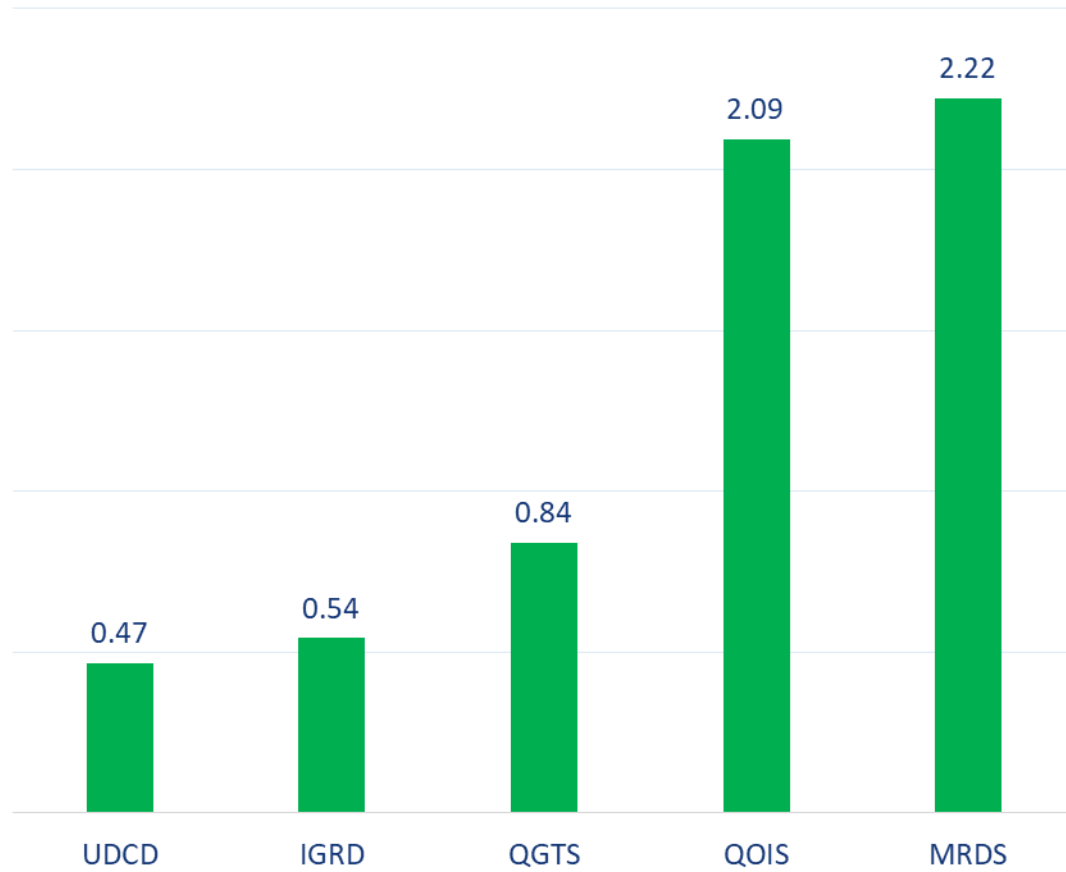
Nationality	Purchasing Value	Selling Value	Difference
Qataris	319.84	319.89	-0.04
GCC	6.42	22.83	-16.41
Arab	38.89	44.37	-5.48
Foreigners	94.92	72.99	21.93
Total	460.07	460.07	0.00

In million QAR

Trading by nationality for the last Session

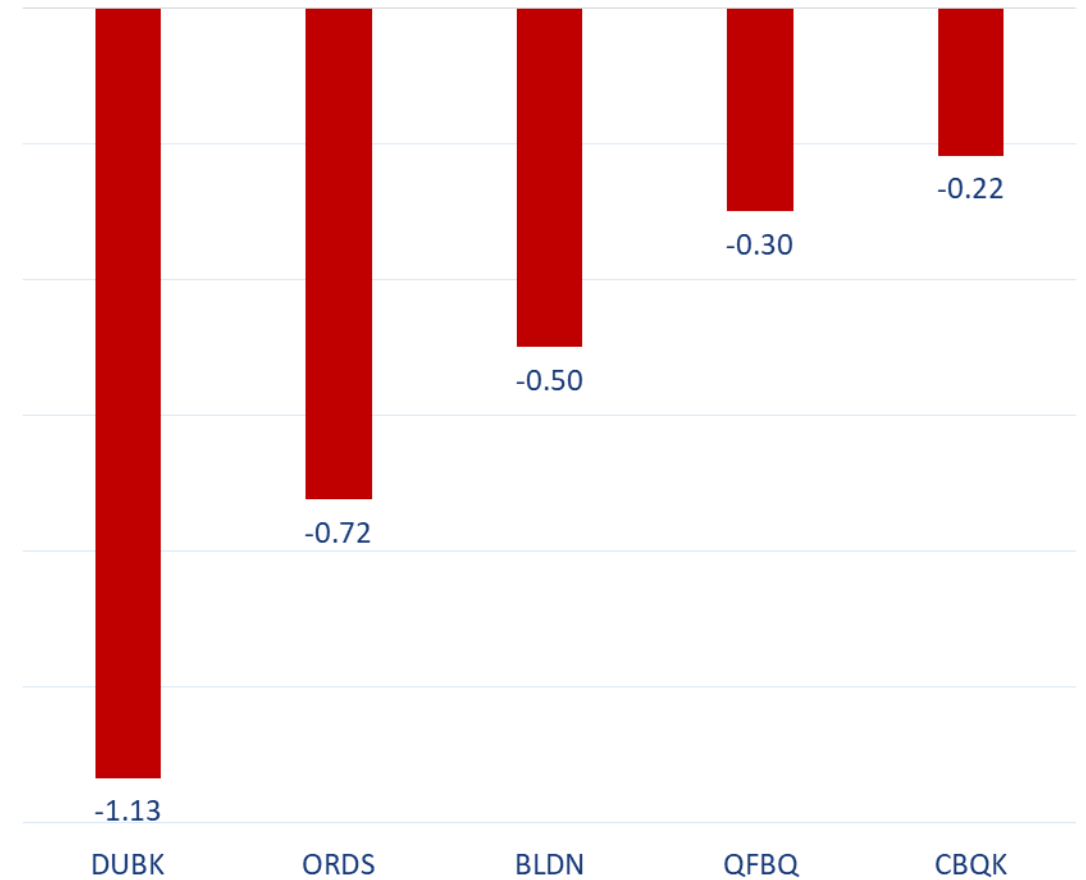
Nationality	Buy %	Sell %	Net
Qataris	69.52%	69.53%	0.0%
GCC	1.40%	4.96%	-3.6%
Arab	8.45%	9.64%	-1.2%
Foreigners	20.63%	15.87%	4.8%

Top 5 Companies bought (net) by **Foreigners** for the last 5 sessions



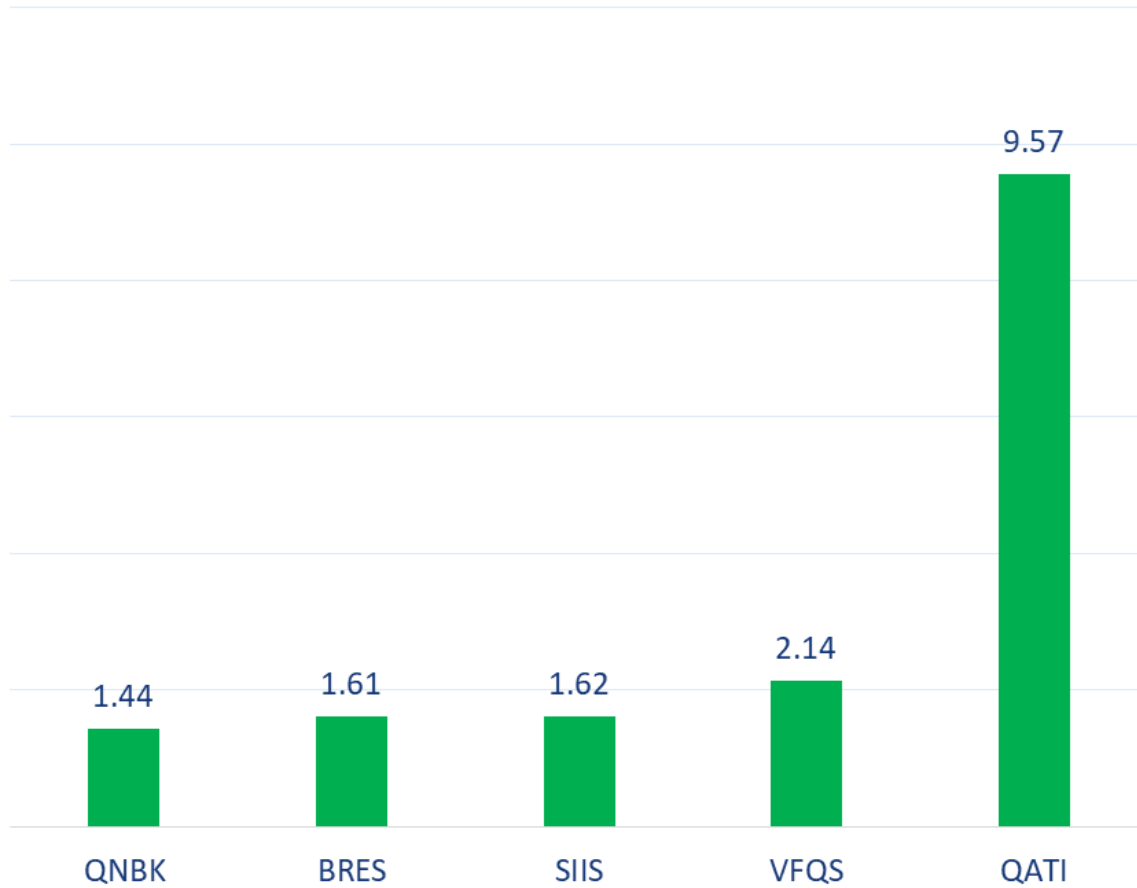
In million shares

Top 5 Companies sold (net) by **Foreigners** for the last 5 sessions



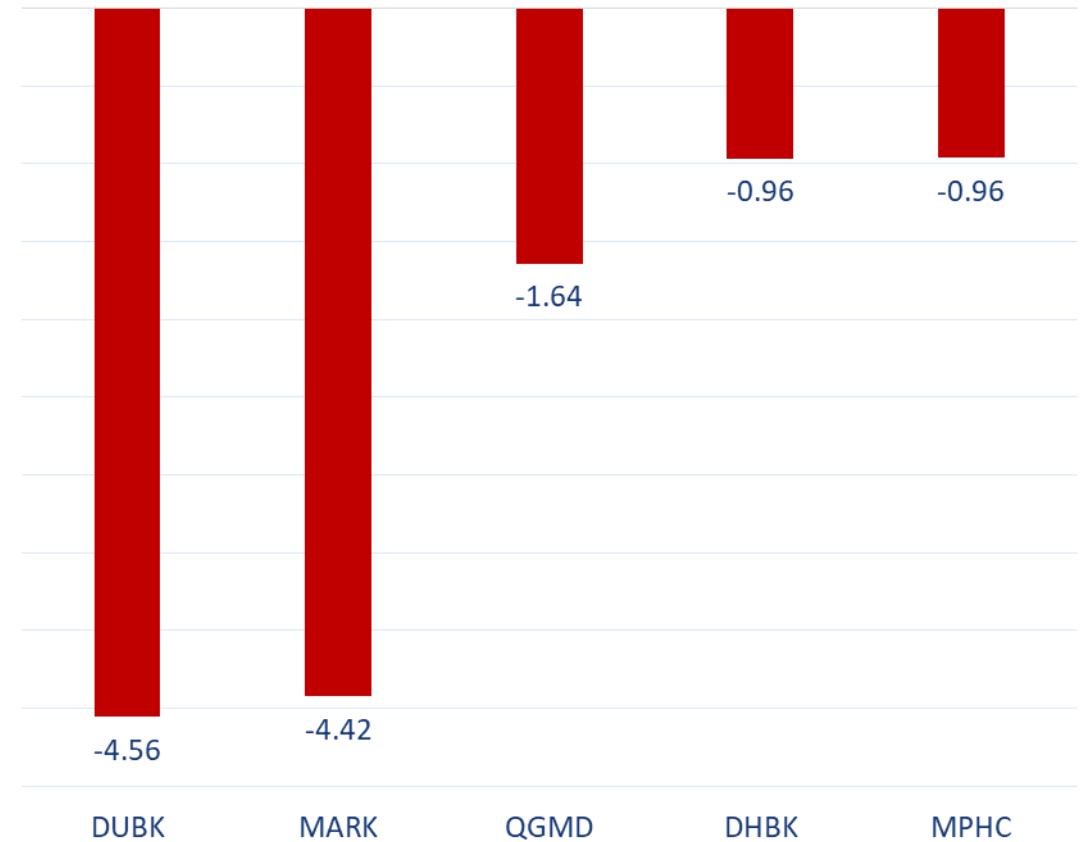
In million shares

Top 5 Companies bought (net) by **Foreigners** over the last week



In million shares

Top 5 Companies sold (net) by **Foreigners** over the last week



In million shares



The figures represent a change in the number of shares.

Daily Change: The net change between 27th and 26th of September.

Change for the last 5 sessions: The total daily net change for the last 5 sessions.

Change for the last 10 sessions: The total daily net change for the last 10 sessions.

Change for the last 20 sessions: The total daily net change for the last 20 sessions.

DISCLAIMER:

The information contained was obtained from various public sources believed to be reliable, but we do not guarantee its accuracy. Wasata Financial Securities makes no representations or warranties (express or implied) regarding the data and information provided and Wasata Financial Securities does not represent that the information content of this document is complete, or free from any error, not misleading, or fit for any particular purpose. This report document provides general information only. Neither the information nor any opinion expressed constitutes an offer or an invitation to make an offer, to buy or sell any securities or other investment products related to such securities or investments.

This report document contained is subject to change without prior notice. Wasata assumes no responsibility to update the information in this report document.



Prepared by Financial Advisory Department


للأوراق المالية
FINANCIAL SECURITIES

+974 44498880

ramzi.qasmieh@Wasata.qa