



## Daily Report for Ownership Changes

4<sup>th</sup> of September 2023 Session

Company	4-Sep											
	Qatari				GCC				Foreigners			
	Daily Chg.	Last 5 Sessions Chg.	Last 10 Sessions Chg.	Last 20 Sessions Chg.	Daily Chg.	Last 5 Sessions Chg.	Last 10 Sessions Chg.	Last 20 Sessions Chg.	Daily Chg.	Last 5 Sessions Chg.	Last 10 Sessions Chg.	Last 20 Sessions Chg.
QNBK	297,984	2,861,541	4,691,041	5,975,939	100,470	122,801	259,850	419,709	-398,454	-2,984,342	-4,950,891	-6,395,648
QIBK	77,927	2,017,720	2,197,664	2,652,656	0	-1,205	-1,207	-64,464	-77,927	-2,016,515	-2,196,457	-2,588,192
CBQK	477,375	1,598,186	2,426,333	5,391,580	44,567	154,242	170,936	284,998	-521,942	-1,752,428	-2,597,269	-5,676,578
DHBK	182,034	-319,659	263,669	1,893,984	-100,000	-81,826	100,000	79,681	-82,034	401,485	-363,669	-1,973,665
ABQK	0	-451	-703	-3,503	0	0	0	0	0	451	703	3,503
QIJK	100,518	685,280	1,103,114	482,464	0	-11,620	-6,620	-1,620	-100,518	-673,660	-1,096,494	-480,844
MARK	103,049	5,119,612	10,350,468	20,976,821	-29,132	1,437	52,282	-182,702	-73,917	-5,121,049	-10,402,750	-20,794,119
DUBK	-218,633	-758,424	-4,829,705	-27,541,969	500	-13,256	-25,559	-8,992	218,133	771,680	4,855,264	27,550,961
QFBQ	-228,232	79,661	-292,699	591,862	19,921	28,143	28,143	-1,104,941	208,311	-107,804	264,556	513,079
NLCS	1,687,167	-5,036,555	-7,127,511	-9,739,791	20,760	469,790	266,349	531,507	-1,707,927	4,566,765	6,861,162	9,208,284
DBIS	271,276	69,351	236,777	4,107,124	-13,000	-54,906	-61,572	-914,971	-258,276	-14,445	-175,205	-3,192,153
QOIS	782,650	881,203	5,005,067	8,050,865	2,385	-49,915	2,162	-15,355	-785,035	-831,288	-5,007,229	-8,035,510
IHGS	2,346	47,190	-358,829	-288,928	0	259	6,540	2,330	-2,346	-47,449	352,289	286,598
ZHCD	-32	-3,272	-13,323	-25,407	0	0	0	101	32	3,272	13,323	25,306
QGMD	-942,931	-567,583	40,833	-925,653	247,904	229,343	215,901	252,434	695,027	338,240	-256,734	673,219
SIIS	877,541	764,010	-3,612,333	-4,184,373	0	13,475	-122,790	-58,322	-877,541	-777,485	3,735,123	4,242,695
BLDN	3,220,648	1,021,088	2,013,503	1,435,094	13,151	29,299	18,276	-73,008	-3,233,799	-1,050,387	-2,031,779	-1,362,086
MCGS	27,576	417,707	869,389	1,209,496	0	0	-201,000	-205,860	-27,576	-417,707	-668,389	-1,003,636
QCFS	-10	-301	-301	-13,050	0	0	0	0	10	301	301	13,050
QFLS	37,141	462,800	807,810	1,362,120	0	0	-3,327	-14,237	-37,141	-462,800	-804,483	-1,347,883
WDAM	241,530	43,212	-73,546	792,272	0	-56,264	-160,432	-248,933	-241,530	13,052	233,978	-543,339
MCCS	53,573	276,164	263,056	-129,733	0	0	-89,850	-186,750	-53,573	-276,164	-173,206	316,483
MERS	2,463	43,376	64,924	-32,389	0	0	140	3,498	-2,463	-43,376	-65,064	28,891
MEZA	-411,968	-7,397,804	-29,752,685	-29,752,685	-39,556	22,274	154,206	154,206	451,524	7,375,530	29,598,479	29,598,479
QIMD	200	-621	119,927	343,973	0	0	-100,000	-103,530	-200	621	-19,927	-240,443

									4-Sep			
Company	Qatari				GCC				Foreigners			
	Daily Chg.	Last 5 Sessions Chg.	Last 10 Sessions Chg.	Last 20 Sessions Chg.	Daily Chg.	Last 5 Sessions Chg.	Last 10 Sessions Chg.	Last 20 Sessions Chg.	Daily Chg.	Last 5 Sessions Chg.	Last 10 Sessions Chg.	Last 20 Sessions Chg.
QNCD	376,095	4,587,433	4,641,774	4,870,574	1,000	8,659	-1,341	808	-377,095	-4,596,092	-4,640,433	-4,871,382
IQCD	-52,631	1,372,312	2,242,205	3,967,043	0	64,915	88,939	90,034	52,631	-1,437,227	-2,331,144	-4,057,077
QIGD	199,133	-293,294	624,400	463,556	0	-20,340	-20,340	-17,540	-199,133	313,634	-604,060	-446,016
QEWS	-166,280	280,273	679,226	659,963	0	0	-17,642	-17,000	166,280	-280,273	-661,584	-642,963
AHCS	102,133	1,124,979	1,589,572	924,242	0	77,543	58,928	73,428	-102,133	-1,202,522	-1,648,500	-997,670
GISS	-1,101,907	-3,746,479	-12,194,445	-15,574,802	-124,462	-151,386	-171,302	-334,595	1,226,369	3,897,865	12,365,747	15,909,397
MPHC	781,097	4,777,581	10,630,208	17,447,587	1,975	34,232	-185,768	-431,213	-783,072	-4,811,813	-10,444,440	-17,016,374
IGRD	818,430	-879,948	-2,355,556	-1,838,657	0	-510,079	-593,734	-289,509	-818,430	1,390,027	2,949,290	2,128,166
QAMC	1,137,422	2,905,438	3,745,960	1,336,672	-75,877	-68,700	-210,074	-104,113	-1,061,545	-2,836,738	-3,535,886	-1,232,559
QATI	607,632	24,904,574	27,498,844	30,843,239	0	0	0	-58,500	-607,632	-24,904,574	-27,498,844	-30,784,739
DOHI	-572	39,559	160,833	-665,367	4,126	-4,999	46,844	191,844	-3,554	-34,560	-207,677	473,523
QGRI	50,635	4,466	9,621	-986,769	0	0	0	1,160,968	-50,635	-4,466	-9,621	-174,199
AKHI	371,719	935,844	1,003,771	537,110	0	0	26,100	6,552	-371,719	-935,844	-1,029,871	-543,662
QISI	0	7,639	1,518	14,569	0	0	0	0	0	-7,639	-1,518	-14,569
BEMA	0	-8,145	-11,015	-42,648	0	0	0	0	0	8,145	11,015	42,648
QLMI	4,424	2,086	8,413	-36,672	0	10,000	10,000	5,176	-4,424	-12,086	-18,413	31,496
UDCD	674,135	1,108,106	1,156,218	-474,858	0	0	-11,000	-6,350	-674,135	-1,108,106	-1,145,218	481,208
BRES	3,007,533	5,351,402	6,221,598	8,094,974	0	5,670	9,925	-39,305	-3,007,533	-5,357,072	-6,231,523	-8,055,669
ERES	218,263	544,849	300,287	-3,038,344	-145,242	20,077	213,678	420,944	-73,021	-564,926	-513,965	2,617,400
MRDS	654,276	-6,167,621	-6,894,225	-13,567,133	7,322	357,605	-142,778	-217,348	-661,598	5,810,016	7,037,003	13,784,481
ORDS	69,169	2,991,124	4,075,463	4,121,497	-9,600	20,400	29,912	29,912	-59,569	-3,011,524	-4,105,375	-4,151,409
VFQS	-487,747	-1,602,170	-5,133,678	-8,147,146	1,823	3,649	-36,776	28,321	485,924	1,598,521	5,170,454	8,118,825
QNNS	266,639	965,303	1,158,251	1,129,777	0	0	-37,000	-37,000	-266,639	-965,303	-1,121,251	-1,092,777
GWCS	-39,687	447,462	689,216	789,910	0	0	0	-288	39,687	-447,462	-689,216	-789,622
QGTS	1,054,374	5,803,674	8,019,047	15,165,824	-12,450	-132,102	-292,323	-35,717	-1,041,924	-5,671,572	-7,726,724	-15,130,107

## Trading values by nationality for the last Session

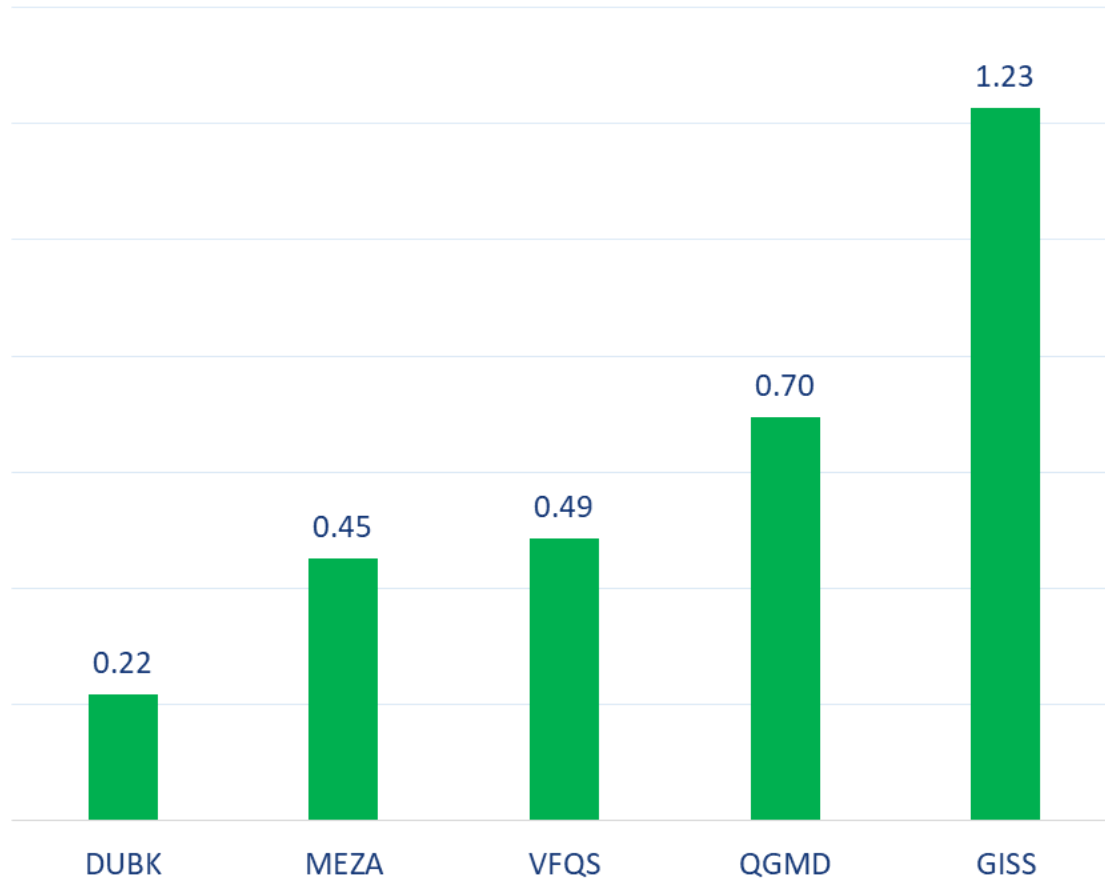
Nationality	Purchasing Value	Selling Value	Difference
Qataris	283.81	254.03	29.78
GCC	19.75	44.29	-24.54
Arab	36.67	46.92	-10.24
Foreigners	98.85	93.84	5.01
Total	439.09	439.08	0

In million QAR

## Trading by nationality for the last Session

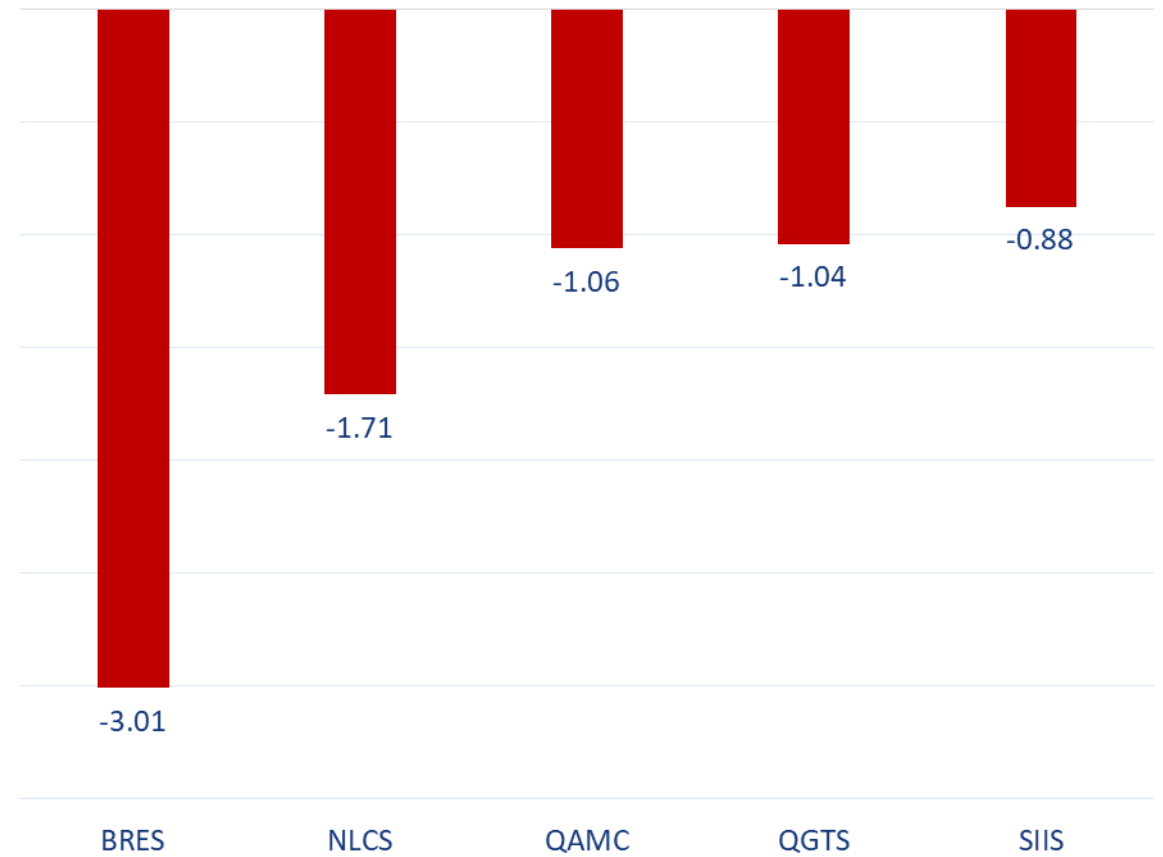
Nationality	Buy %	Sell %	Net
Qataris	63.64%	57.86%	5.8%
GCC	4.50%	10.09%	-5.6%
Arab	8.35%	10.69%	-2.3%
Foreigners	22.51%	21.37%	1.1%

Top 5 Companies bought (net) by **Foreigners** in the last session



In million shares

Top 5 Companies sold (net) by **Foreigners** in the last session



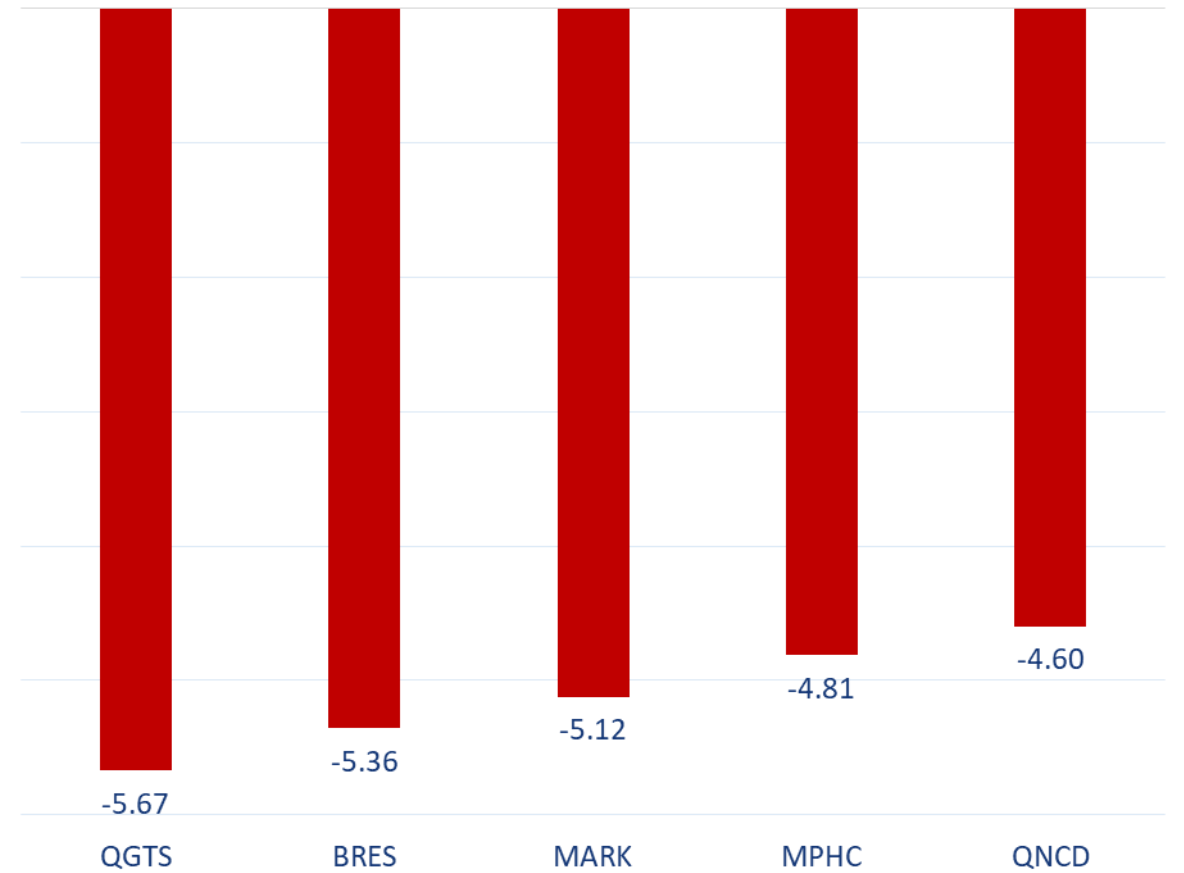
In million shares

Top 5 Companies bought (net) by **Foreigners** over the last week



In million shares

Top 5 Companies sold (net) by **Foreigners** over the last week



In million shares



The figures represent a change in the number of shares.

Daily Change: The net change between 4<sup>th</sup> and 3<sup>rd</sup> of September.

Change for the last 5 sessions: The total daily net change for the last 5 sessions.

Change for the last 10 sessions: The total daily net change for the last 10 sessions.

Change for the last 20 sessions: The total daily net change for the last 20 sessions.

## **DISCLAIMER:**

The information contained was obtained from various public sources believed to be reliable, but we do not guarantee its accuracy. Wasata Financial Securities makes no representations or warranties (express or implied) regarding the data and information provided and Wasata Financial Securities does not represent that the information content of this document is complete, or free from any error, not misleading, or fit for any particular purpose. This report document provides general information only. Neither the information nor any opinion expressed constitutes an offer or an invitation to make an offer, to buy or sell any securities or other investment products related to such securities or investments.

This report document contained is subject to change without prior notice. Wasata assumes no responsibility to update the information in this report document.





Prepared by Financial Advisory Department

  
وساطة  
WASATA  
للأوراق المالية  
FINANCIAL SECURITIES

+974 44498880

[ramzi.qasmieh@Wasata.qa](mailto:ramzi.qasmieh@Wasata.qa)