



Daily Report for Ownership Changes

5th of September 2023 Session

									5-Sep			
Company	Qatari				GCC				Foreigners			
	Daily Chg.	Last 5 Sessions Chg.	Last 10 Sessions Chg.	Last 20 Sessions Chg.	Daily Chg.	Last 5 Sessions Chg.	Last 10 Sessions Chg.	Last 20 Sessions Chg.	Daily Chg.	Last 5 Sessions Chg.	Last 10 Sessions Chg.	Last 20 Sessions Chg.
QNBK	795,150	3,418,046	5,022,903	6,417,855	100,239	231,239	360,089	547,948	-895,389	-3,649,285	-5,382,992	-6,965,803
QIBK	147,492	1,892,700	2,343,920	2,565,753	8,280	7,050	7,075	-47,717	-155,772	-1,899,750	-2,350,995	-2,518,036
CBQK	286,789	2,064,381	2,696,073	5,378,467	0	125,217	164,403	250,936	-286,789	-2,189,598	-2,860,476	-5,629,403
DHBK	269,031	495,031	317,717	2,111,416	116,876	18,811	216,876	306,876	-385,907	-513,842	-534,593	-2,418,292
ABQK	0	0	-703	-3,503	0	0	0	0	0	0	703	3,503
QIIK	131,323	763,180	1,137,449	514,649	0	-11,620	-6,620	-1,620	-131,323	-751,560	-1,130,829	-513,029
MARK	-12,061	5,651,991	10,335,478	19,801,109	136,859	73,627	207,381	-30,153	-124,798	-5,725,618	-10,542,859	-19,770,956
DUBK	-1,295,468	-794,419	-6,516,381	-25,296,671	0	-13,256	-25,559	-8,992	1,295,468	807,675	6,541,940	25,305,663
QFBQ	-154,558	-57,044	-80,394	1,066,066	0	28,143	28,143	-1,356,135	154,558	28,901	52,251	290,069
NLCS	1,758,097	1,109,221	-4,669,884	-8,249,616	9,000	434,341	266,949	470,507	-1,767,097	-1,543,562	4,402,935	7,779,109
DBIS	86,586	140,614	807,338	1,661,880	-12,000	-66,906	-73,572	-955,691	-74,586	-73,708	-733,766	-706,189
QOIS	-281,517	645,761	3,674,694	8,118,634	29,287	-20,628	31,449	13,932	252,230	-625,133	-3,706,143	-8,132,566
IHGS	70,937	122,170	-222,135	-245,482	0	259	6,540	2,330	-70,937	-122,429	215,595	243,152
ZHCD	-3,741	-7,201	-8,275	-28,827	0	0	0	0	3,741	7,201	8,275	28,827
QGMD	-471,020	-1,136,546	-430,161	-1,505,866	18,213	260,467	249,520	252,743	452,807	876,079	180,641	1,253,123
SIIS	13,424,027	14,234,404	12,565,186	10,708,965	306,602	711,217	388,390	245,759	-13,730,629	-14,945,621	-12,953,576	-10,954,724
BLDN	703,584	2,348,974	2,986,549	2,301,123	-13,151	16,148	10,125	-61,159	-690,433	-2,365,122	-2,996,674	-2,239,964
MCGS	26,566	314,372	816,203	1,314,137	0	0	-117,250	-205,860	-26,566	-314,372	-698,953	-1,108,277
QCFS	0	-301	-301	-13,030	0	0	0	0	0	301	301	13,030
QFLS	-147,528	310,546	649,401	1,055,566	0	0	-1,940	-3,327	147,528	-310,546	-647,461	-1,052,239
WDAM	100,821	-114,678	81,322	266,830	0	-5,038	-118,557	-243,019	-100,821	119,716	37,235	-23,811
MCCS	25,375	382,507	174,833	-11,756	0	0	-57,308	-186,750	-25,375	-382,507	-117,525	198,506
MERS	-17,797	44,700	47,434	-28,614	0	0	140	3,498	17,797	-44,700	-47,574	25,116
MEZA	-133,251	-5,716,028	-29,885,936		3,114	-13,651	157,320	157,320	130,137	5,729,679	29,728,616	
QIMD	-50,568	-51,189	23,406	304,969	0	0	-58,333	-103,530	50,568	51,189	34,927	-201,439

Company									5-Sep			
	Qatari				GCC				Foreigners			
	Daily Chg.	Last 5 Sessions Chg.	Last 10 Sessions Chg.	Last 20 Sessions Chg.	Daily Chg.	Last 5 Sessions Chg.	Last 10 Sessions Chg.	Last 20 Sessions Chg.	Daily Chg.	Last 5 Sessions Chg.	Last 10 Sessions Chg.	Last 20 Sessions Chg.
QNCD	84,043	4,359,540	4,735,007	4,946,683	0	8,659	2,826	808	-84,043	-4,368,199	-4,737,833	-4,947,491
IQCD	369,840	1,840,385	2,746,643	3,679,226	-100	65,515	88,265	75,665	-369,740	-1,905,900	-2,834,908	-3,754,891
QIGD	256,658	-51,515	1,054,475	667,491	0	0	-20,340	-17,540	-256,658	51,515	-1,034,135	-649,951
QEWS	1,391	253,406	618,563	596,936	0	0	-17,642	-17,000	-1,391	-253,406	-600,921	-579,936
AHCS	271,389	1,152,194	1,834,802	1,276,574	0	77,543	77,543	73,428	-271,389	-1,229,737	-1,912,345	-1,350,002
GISS	-535,564	-3,307,239	-11,426,705	-16,243,211	-23,421	-118,351	-194,723	-358,016	558,985	3,425,590	11,621,428	16,601,227
MPHC	170,686	3,789,911	9,310,034	16,413,253	0	34,232	-94,101	-431,213	-170,686	-3,824,143	-9,215,933	-15,982,040
IGRD	1,406,541	1,082,352	-1,225,930	205,373	0	3,366	-564,888	-550,917	-1,406,541	-1,085,718	1,790,818	345,544
QAMC	2,174,240	4,618,432	5,557,275	3,368,991	-109,185	-143,209	-187,247	-312,860	-2,065,055	-4,475,223	-5,370,028	-3,056,131
QATI	492,700	20,554,148	28,333,914	31,294,329	0	0	0	-58,500	-492,700	-20,554,148	-28,333,914	-31,235,829
DOHI	-15,036	-20,542	101,995	-680,403	11,737	19,803	22,581	203,581	3,299	739	-124,576	476,822
QGRI	0	4,466	9,673	-976,669	0	0	0	1,160,968	0	-4,466	-9,673	-184,299
AKHI	291,756	625,404	1,066,277	672,905	0	0	0	-604	-291,756	-625,404	-1,066,277	-672,301
QISI	1,641	10,837	3,008	21,321	0	0	0	0	-1,641	-10,837	-3,008	-21,321
BEMA	-2,425	-10,570	-13,440	-47,773	0	0	0	0	2,425	10,570	13,440	47,773
QLMI	0	3,286	11,413	-27,359	0	10,000	10,000	5,176	0	-13,286	-21,413	22,183
UDCD	-151,319	-39,554	1,060,096	-264,250	0	0	-14,000	-6,350	151,319	39,554	-1,046,096	270,600
BRES	226,744	5,181,988	5,828,320	7,744,024	0	0	9,925	-41,305	-226,744	-5,181,988	-5,838,245	-7,702,719
ERES	-315,972	-1,054,432	472,394	-3,188,131	5,228	31,805	35,351	249,323	310,744	1,022,627	-507,745	2,938,808
MRDS	617,974	-5,591,464	-5,603,655	-11,101,851	135,904	470,698	-109,538	60,992	-753,878	5,120,766	5,713,193	11,040,859
ORDS	97,475	2,387,776	4,314,397	4,196,511	0	20,400	29,912	29,912	-97,475	-2,408,176	-4,344,309	-4,226,423
VFQS	847,733	2,043,477	-2,989,602	-7,189,723	0	3,649	-36,776	28,321	-847,733	-2,047,126	3,026,378	7,161,402
QNNS	127,972	541,631	1,285,217	1,315,065	0	0	-21,583	-37,000	-127,972	-541,631	-1,263,634	-1,278,065
GWCS	289,506	500,591	998,408	918,875	0	0	0	-288	-289,506	-500,591	-998,408	-918,587
QGTS	584,657	5,098,070	8,132,181	14,142,360	75,632	-22,150	-125,024	-178,391	-660,289	-5,075,920	-8,007,157	-13,963,969

Trading values by nationality for the last Session

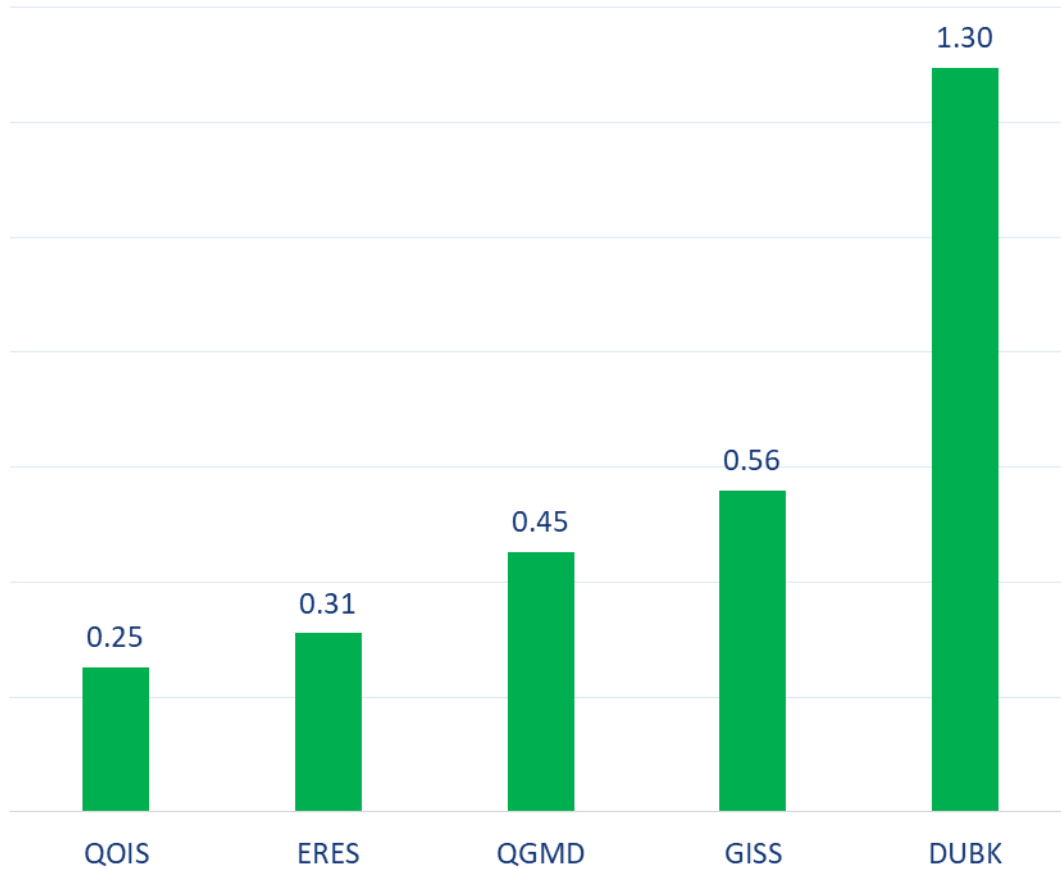
Nationality	Purchasing Value	Selling Value	Difference
Qataris	346.23	306.76	39.47
GCC	12.28	56.97	-44.69
Arab	65.61	65.72	-0.12
Foreigners	103.92	98.59	5.34
Total	528.04	528.04	0

In million QAR

Trading by nationality for the last Session

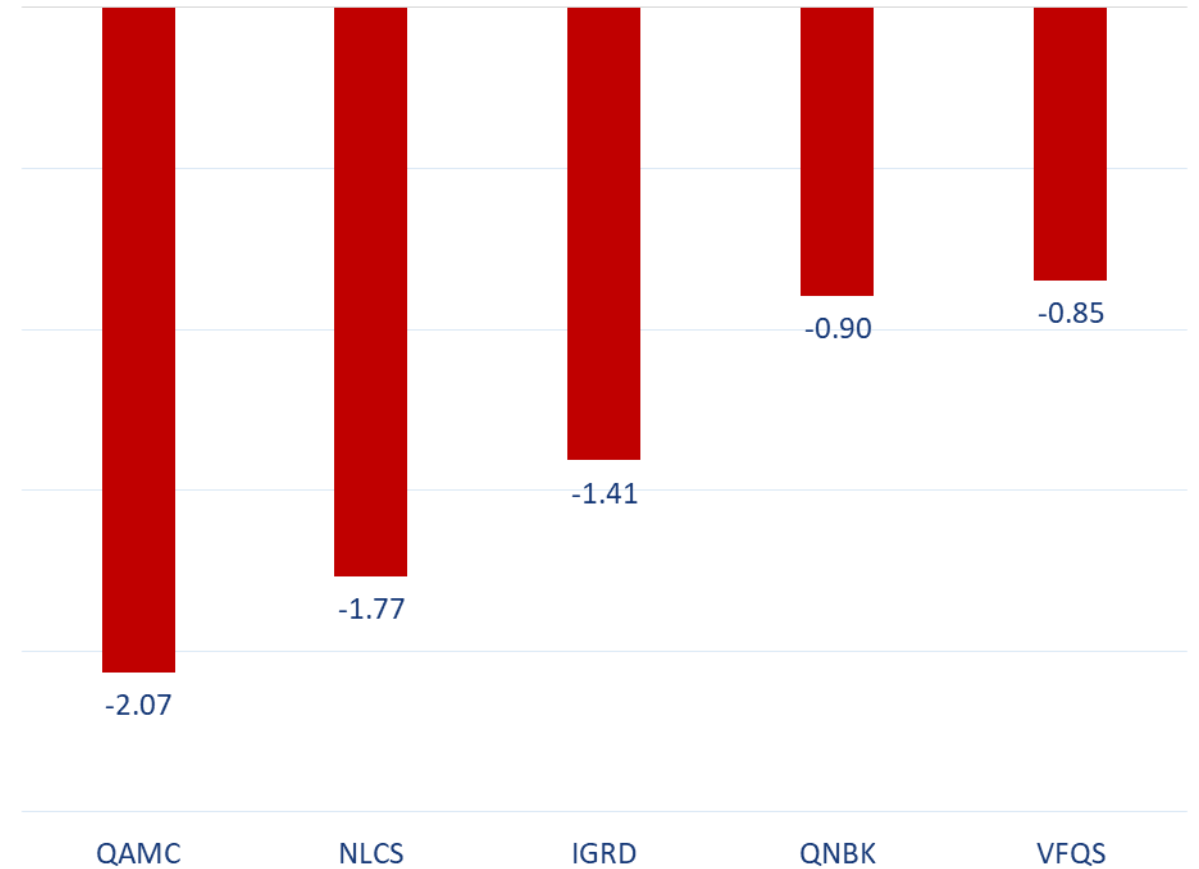
Nationality	Buy %	Sell %	Net
Qataris	65.57%	58.09%	7.5%
GCC	2.33%	10.79%	-8.5%
Arab	12.42%	12.45%	-0.02%
Foreigners	19.68%	18.67%	1.0%

Top 5 Companies bought (net) by **Foreigners** in the last session



In million shares

Top 5 Companies sold (net) by **Foreigners** in the last session



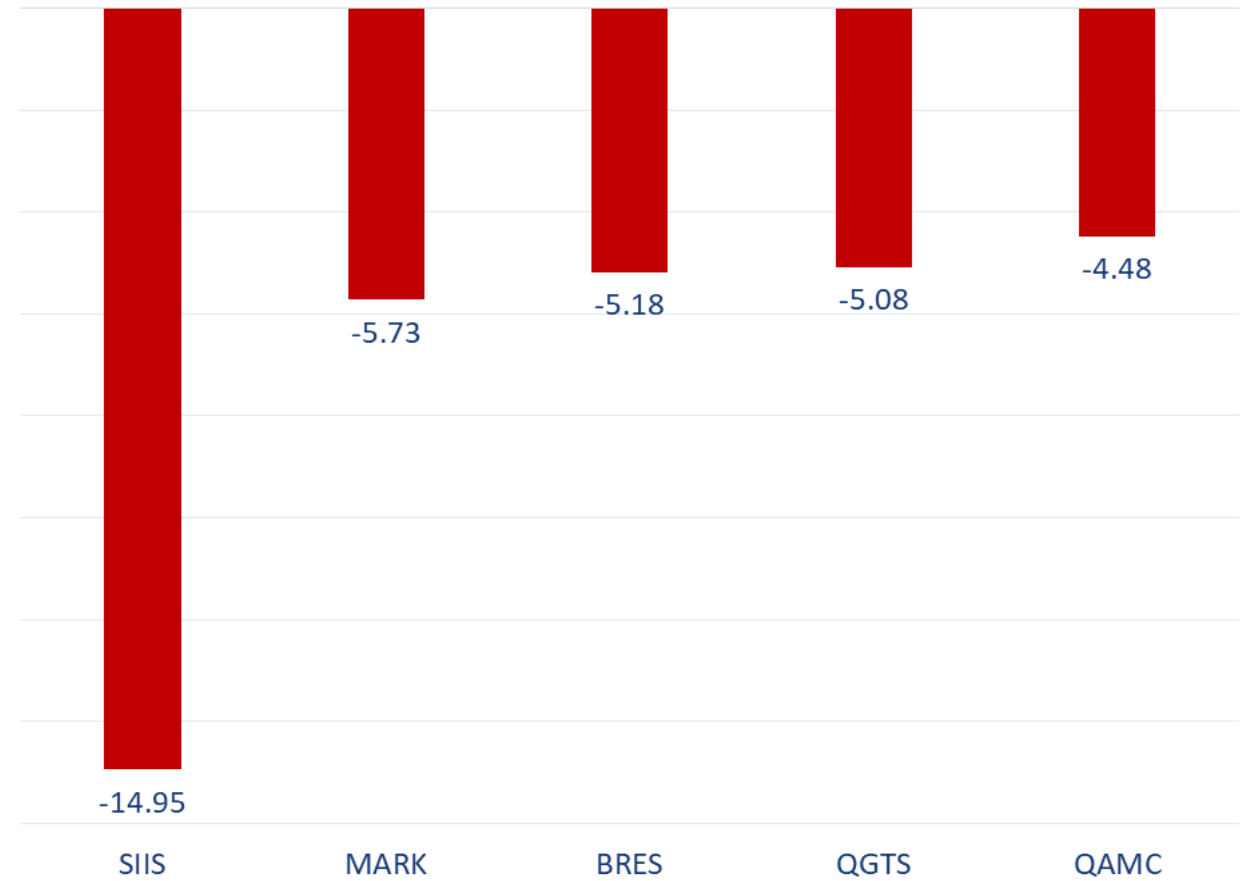
In million shares

Top 5 Companies bought (net) by **Foreigners** over the last week



In million shares

Top 5 Companies sold (net) by **Foreigners** over the last week



In million shares



The figures represent a change in the number of shares.

Daily Change: The net change between 5th and 4th of September.

Change for the last 5 sessions: The total daily net change for the last 5 sessions.


Change for the last 10 sessions: The total daily net change for the last 10 sessions.

Change for the last 20 sessions: The total daily net change for the last 20 sessions.

DISCLAIMER:

The information contained was obtained from various public sources believed to be reliable, but we do not guarantee its accuracy. Wasata Financial Securities makes no representations or warranties (express or implied) regarding the data and information provided and Wasata Financial Securities does not represent that the information content of this document is complete, or free from any error, not misleading, or fit for any particular purpose. This report document provides general information only. Neither the information nor any opinion expressed constitutes an offer or an invitation to make an offer, to buy or sell any securities or other investment products related to such securities or investments.

This report document contained is subject to change without prior notice. Wasata assumes no responsibility to update the information in this report document.



Prepared by Financial Advisory Department


للأوراق المالية
FINANCIAL SECURITIES

+974 44498880

ramzi.qasmieh@Wasata.qa