



Daily Report for Ownership Changes

7 of September 2023 Session

									7-Sep			
Company	Qatari				GCC				Foreigners			
	Daily Chg.	Last 5 Sessions Chg.	Last 10 Sessions Chg.	Last 20 Sessions Chg.	Daily Chg.	Last 5 Sessions Chg.	Last 10 Sessions Chg.	Last 20 Sessions Chg.	Daily Chg.	Last 5 Sessions Chg.	Last 10 Sessions Chg.	Last 20 Sessions Chg.
QNBK	424,788	2,232,520	4,983,808	6,467,711	-200	201,234	223,415	576,973	-424,588	-2,436,631	-5,207,223	-7,044,684
QIBK	55,312	920,911	2,430,436	2,865,562	-171	8,109	2,294	-53,369	-55,141	-929,020	-2,432,730	-2,812,193
CBQK	50,302	2,265,448	3,212,052	5,359,773	0	61,883	156,398	250,936	-50,302	-2,327,331	-3,368,450	-5,610,709
DHBK	-33,769	3,172,073	2,766,377	4,531,105	0	0	100,000	115,145	33,769	-3,172,073	-2,866,377	-4,646,250
ABQK	0	0	-703	-3,503	0	0	0	0	0	0	703	3,503
QIIK	145,294	389,386	934,457	791,442	0	0	-11,620	-1,620	-145,294	-389,386	-922,837	-789,822
MARK	280,446	877,048	6,596,160	18,254,436	5,129	230,511	202,469	231,859	-285,575	-1,107,559	-6,798,629	-18,486,295
DUBK	-2,149,823	-3,876,830	-5,235,238	-22,169,169	0	500	-13,256	-11,018	2,149,823	3,876,330	5,248,494	22,180,187
QFBQ	69,195	341,501	-244,354	1,788,166	0	59,921	68,143	-1,462,454	-69,195	-401,422	176,211	-325,712
NLCS	-377,881	3,142,990	-5,410,904	-8,823,965	6,741	207,108	402,241	577,479	371,140	-3,350,098	5,008,663	8,246,486
DBIS	-23,462	554,919	1,133,073	590,202	-18,200	-116,333	-127,106	-188,209	41,662	-438,586	-1,005,967	-401,993
QOIS	-656,902	45,747	206,971	6,974,574	2,346	11,633	-245,830	2,633	654,556	-57,380	38,859	-6,977,207
IHGS	112,784	302,940	256,771	97,627	0	-6,540	-6,281	-4,210	-112,784	-296,400	-250,490	-93,417
ZHCD	-14,259	-16,445	-19,685	-41,499	0	0	0	0	14,259	16,445	19,685	41,499
QGMD	-160,939	-1,616,482	-679,502	-1,343,825	24,472	291,239	302,337	256,957	136,467	1,325,243	377,165	1,086,868
SIIS	-1,450,916	13,963,982	13,434,805	9,843,713	23,649	-448,070	-436,034	-552,978	1,427,267	-13,515,912	-12,998,771	-9,290,735
BLDN	-3,516,852	308,987	-212,033	-1,947,347	-1,000	10,436	15,148	-102,159	3,517,852	-319,423	196,885	2,049,506
MCGS	-9,097	19,351	545,065	1,062,963	0	0	-117,250	-205,860	9,097	-19,351	-427,815	-857,103
QCFS	0	-10	-301	-13,030	0	0	0	0	0	10	301	13,030
QFLS	127,770	124,493	650,286	1,194,332	-801	-801	-2,741	-4,128	-126,969	-123,692	-647,545	-1,190,204
WDAM	956,714	1,034,780	23,690	1,016,755	9,360	4,663	-88,894	-230,480	-966,074	-1,039,443	65,204	-786,275
MCCS	-51,090	87,842	239,370	61,145	0	0	-45,558	-174,850	51,090	-87,842	-193,812	113,705
MERS	8,663	53,142	87,940	25,570	0	-132	8	668	-8,663	-53,010	-87,948	-26,238
MEZA	-258,132	-2,709,985	-20,604,642		-8,570	-15,073	164,457	164,646	266,702	2,725,058	20,440,185	
QIMD	-47,749	-98,938	-98,938	228,482	0	0	-58,333	-103,530	47,749	98,938	157,271	-124,952

									7-Sep			
Company	Qatari				GCC				Foreigners			
	Daily Chg.	Last 5 Sessions Chg.	Last 10 Sessions Chg.	Last 20 Sessions Chg.	Daily Chg.	Last 5 Sessions Chg.	Last 10 Sessions Chg.	Last 20 Sessions Chg.	Daily Chg.	Last 5 Sessions Chg.	Last 10 Sessions Chg.	Last 20 Sessions Chg.
QNCD	52,842	1,436,229	4,886,793	5,200,720	0	1,000	2,826	808	-52,842	-1,437,229	-4,889,619	-5,201,528
IQCD	-1,218,223	-1,746,615	350,143	2,360,402	-11,698	-27,032	37,383	61,780	1,229,921	1,773,647	-387,526	-2,422,182
QIGD	36,684	584,078	238,269	1,446,775	0	-1,000	-21,340	-42,067	-36,684	-583,078	-216,929	-1,404,708
QEWS	15,024	-14,212	446,471	678,002	0	0	-342	-17,642	-15,024	14,212	-446,129	-660,360
AHCS	141,940	412,997	1,657,885	1,421,197	0	85,925	103,468	93,353	-141,940	-498,922	-1,761,353	-1,514,550
GISS	-2,702,234	-9,851,080	-14,125,749	-21,429,168	10,653	-163,200	-134,552	-304,510	2,691,581	10,014,042	14,260,301	21,733,678
MPHC	-401,413	1,596,931	5,776,310	14,360,685	0	28,475	-94,101	-392,348	401,413	-1,625,406	-5,682,209	-13,968,337
IGRD	-26,383	2,420,415	-193,795	508,273	16,400	16,400	-517,730	-563,896	9,983	-2,436,815	711,525	55,623
QAMC	-1,620,271	2,906,682	3,360,098	4,305,867	26,357	-130,127	-363,476	-307,028	1,593,914	-2,776,555	-2,996,622	-3,998,839
QATI	206,020	1,589,316	30,608,022	31,969,900	0	0	0	-58,000	-206,020	-1,589,316	-30,608,022	-31,911,900
DOHI	7,603	-4,255	33,788	-590,400	-40,000	-12,374	-23,155	171,844	32,397	16,629	-10,633	418,556
QGRI	0	54,466	9,673	15,433	0	0	0	-14,185	0	-54,466	-9,673	-1,248
AKHI	301,132	-411,584	65,396	-308,354	0	-26,100	-26,100	-26,704	-301,132	437,684	-39,296	335,058
QISI	35	1,676	3,772	39,250	0	0	0	0	-35	-1,676	-3,772	-39,250
BEMA	0	-2,425	-18,470	-47,773	0	0	0	0	0	2,425	18,470	47,773
QLMI	600	4,224	13,454	-25,021	-1,600	-1,600	8,400	3,576	1,000	-2,624	-21,854	21,445
UDCD	-94,239	377,470	925,379	-99,633	0	0	6,000	-6,350	94,239	-377,470	-931,379	105,983
BRES	-46,513	3,514,231	5,463,584	7,273,672	0	0	9,925	-44,918	46,513	-3,514,231	-5,473,509	-7,228,754
ERES	-70,476	-886,669	-745,483	-3,494,751	0	26,473	47,571	141,638	70,476	860,196	697,912	3,353,113
MRDS	415,488	121,618	-6,072,914	-9,348,333	-107,306	859,477	1,079,606	625,811	-308,182	-981,095	4,993,308	8,722,522
ORDS	419,834	1,076,630	4,514,894	4,906,535	0	-9,600	29,912	29,912	-419,834	-1,067,030	-4,544,806	-4,936,447
VFQS	-614,223	1,794,631	-2,131,649	-7,199,552	0	-2,351	-7,776	-53,472	614,223	-1,792,280	2,139,425	7,253,024
QNNS	152,799	726,394	1,435,393	1,630,645	0	0	-21,583	-37,000	-152,799	-726,394	-1,413,810	-1,593,645
GWCS	-71,347	335,329	780,831	740,740	14,231	14,231	14,231	13,943	57,116	-349,560	-795,062	-754,683
QGTS	119,129	2,351,227	6,962,709	10,960,745	9,616	-194	-160,574	-186,701	-128,745	-2,351,033	-6,802,135	-10,774,044

Insider Traders for the last Week

Company	Bought	Sold	Net
QNCD	912,166	0	912,166
VFQS	470,171	0	470,171
CBQK	150,265	0	150,265
QEWS	129,778	0	129,778
QNNS	49,680	26,973	22,707
ZHCD	14,259	0	14,259
IQCD	20,000	20,000	0
MPHC	100,000	100,000	0
QGMD	0	8,750	-8,750
MCGS	0	25,000	-25,000
SIIS	0	40,000	-40,000
QGTS	0	144,704	-144,704
DHBK	0	400,774	-400,774
MARK	0	2,826,398	-2,826,398

Trading values by nationality for the last Week

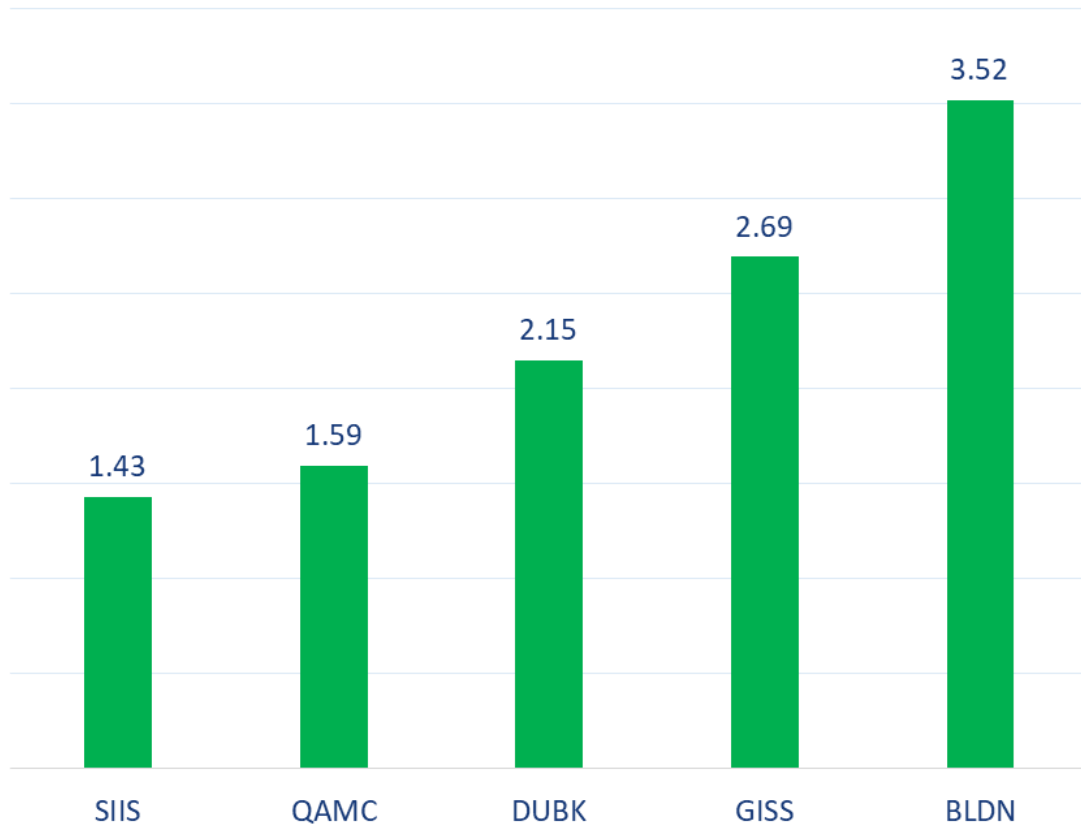
Nationality	Purchasing Value	Selling Value	Difference
Qataris	1,678.15	1,614.29	63.86
GCC	97.11	163.82	-66.71
Arab	291.71	302.80	-11.09
Foreigners	475.65	461.71	13.94
Total	2,542.62	2,542.62	0.00

In million QAR

Trading by nationality for the last Week

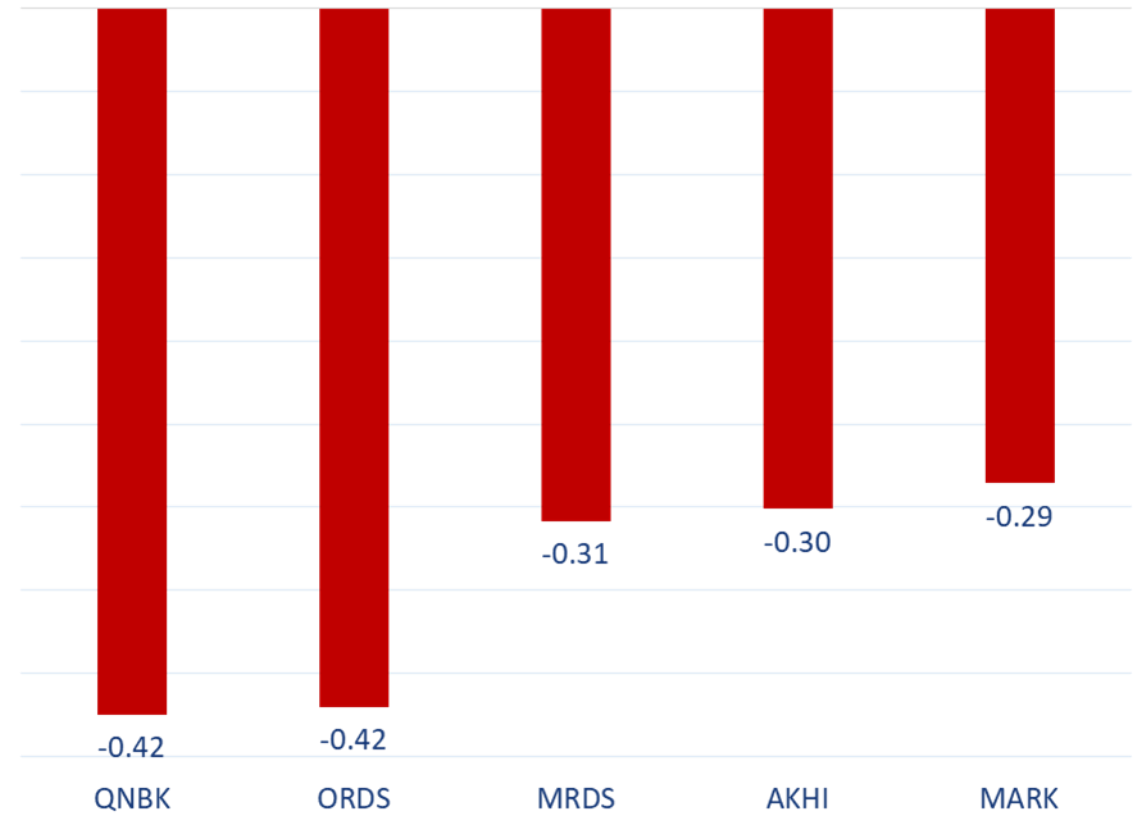
Nationality	Buy %	Sell %	Net
Qataris	66.00%	63.49%	2.5%
GCC	3.82%	6.44%	-2.6%
Arab	11.47%	11.91%	-0.44%
Foreigners	18.71%	18.16%	0.5%

Top 5 Companies bought (net) by **Foreigners** in the last session



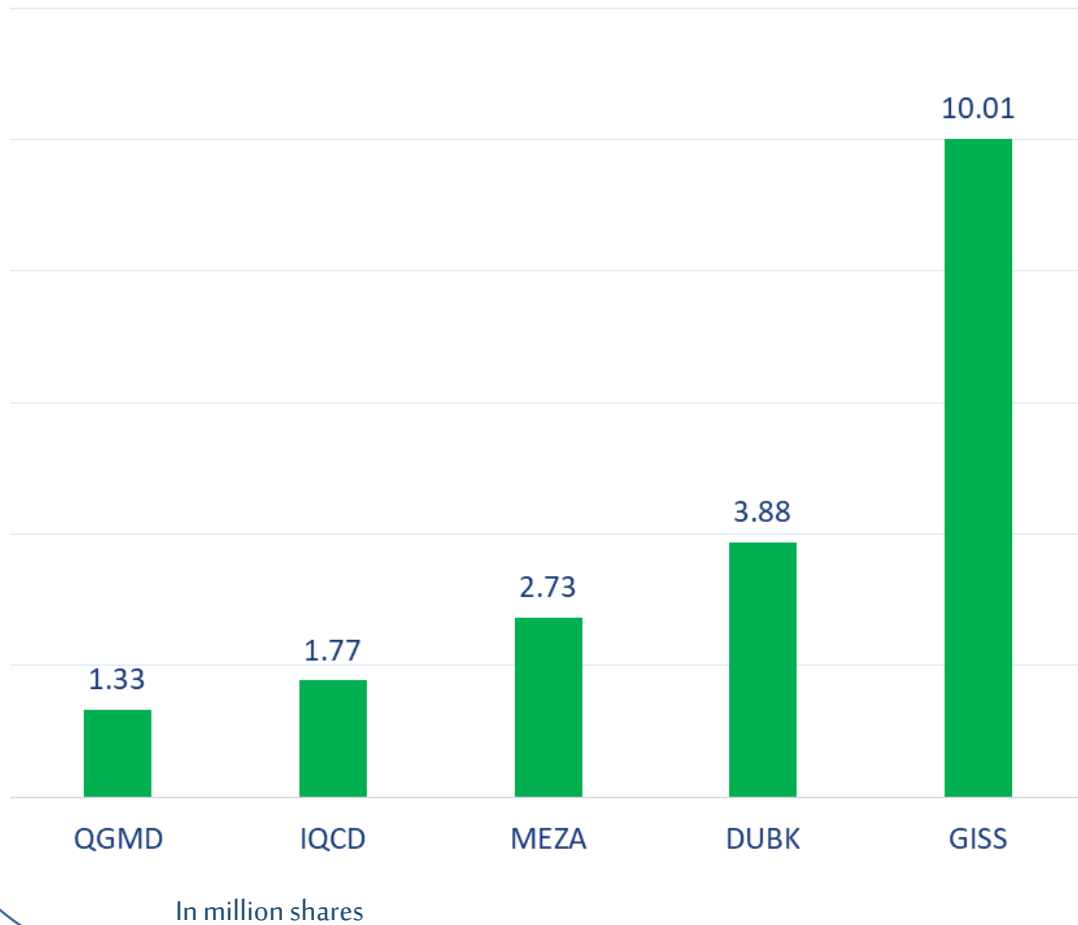
In million shares

Top 5 Companies sold (net) by **Foreigners** in the last session

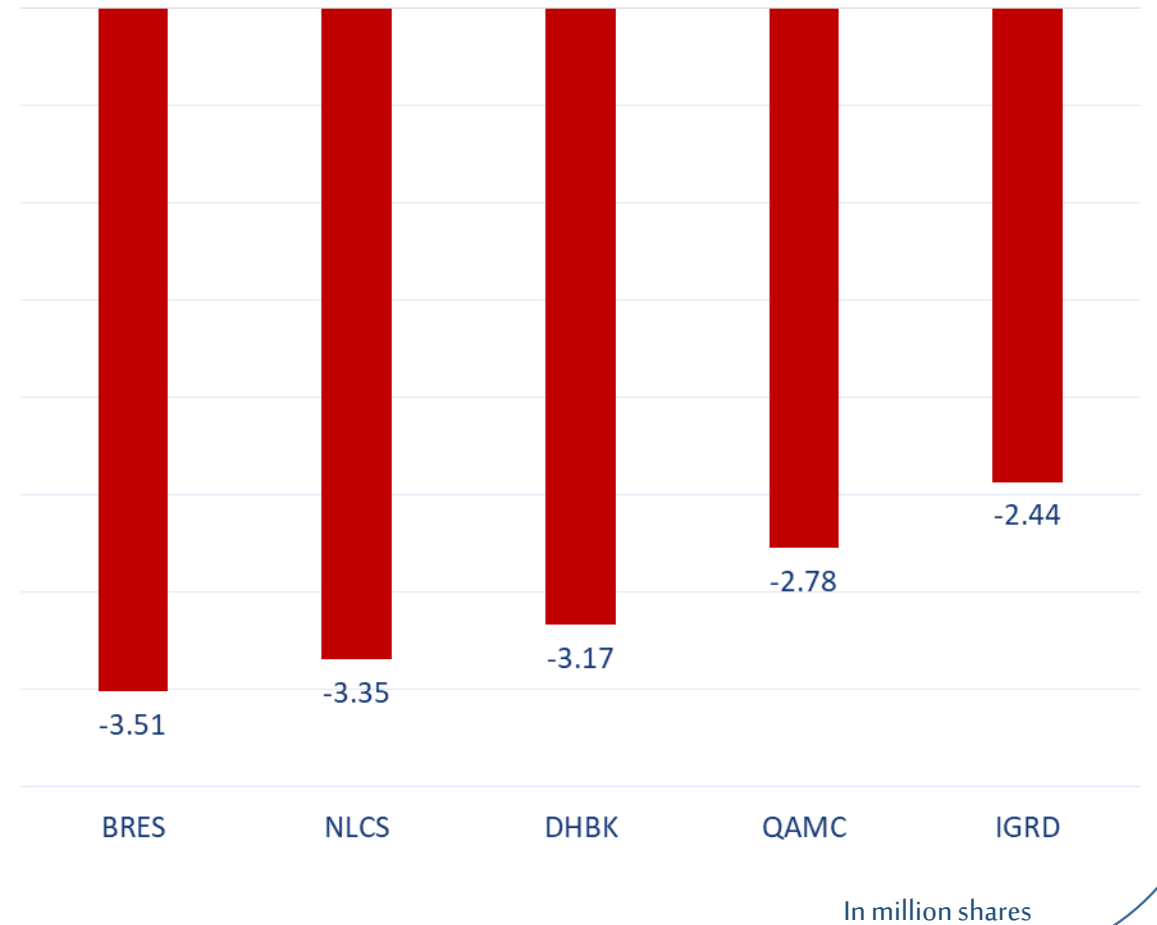


In million shares

Top 5 Companies bought (net) by **Foreigners** over the last week



Top 5 Companies sold (net) by **Foreigners** over the last week





The figures represent a change in the number of shares.

Daily Change: The net change between 7th and 6th of September trading sessions

Change for the last 5 sessions: The total daily net change for the last 5 sessions.

Change for the last 10 sessions: The total daily net change for the last 10 sessions.

Change for the last 20 sessions: The total daily net change for the last 20 sessions.

DISCLAIMER:

The information contained was obtained from various public sources believed to be reliable, but we do not guarantee its accuracy. Wasata Financial Securities makes no representations or warranties (express or implied) regarding the data and information provided and Wasata Financial Securities does not represent that the information content of this document is complete, or free from any error, not misleading, or fit for any particular purpose. This report document provides general information only. Neither the information nor any opinion expressed constitutes an offer or an invitation to make an offer, to buy or sell any securities or other investment products related to such securities or investments.

This report document contained is subject to change without prior notice. Wasata assumes no responsibility to update the information in this report document.



Prepared by Financial Advisory Department


للأوراق المالية
FINANCIAL SECURITIES

+974 44498880

ramzi.qasmieh@Wasata.qa