



## Daily Report for Ownership Changes

3<sup>rd</sup> of September 2023 Session

Company	3-Sep											
	Qatari				GCC				Foreigners			
	Daily Chg.	Last 5 Sessions Chg.	Last 10 Sessions Chg.	Last 20 Sessions Chg.	Daily Chg.	Last 5 Sessions Chg.	Last 10 Sessions Chg.	Last 20 Sessions Chg.	Daily Chg.	Last 5 Sessions Chg.	Last 10 Sessions Chg.	Last 20 Sessions Chg.
QNBK	407,361	2,893,072	4,421,843	5,834,895	0	22,281	259,380	319,239	-407,361	-2,915,353	-4,681,223	-6,154,134
QIBK	375,482	1,884,132	2,333,803	2,832,845	0	-7,533	-1,207	-64,464	-375,482	-1,876,599	-2,332,596	-2,768,381
CBQK	461,623	1,215,767	2,118,373	5,667,745	17,316	111,831	124,017	240,431	-478,939	-1,327,598	-2,280,225	-5,908,176
DHBK	203,125	-853,383	1,068,047	1,855,642	100,000	10,637	144,258	79,681	-303,125	842,746	-1,212,305	-1,935,323
ABQK	0	-703	-3,503	-3,503	0	0	0	0	0	703	3,503	3,503
QIIK	156,356	732,507	922,464	361,520	0	-11,620	-1,620	-1,620	-156,356	-720,887	-920,844	-359,900
MARK	853,514	5,966,064	11,133,728	21,252,912	-3,868	480	192,578	-165,110	-849,646	-5,966,544	-11,326,306	-21,087,802
DUBK	-770,956	-1,375,651	-5,369,528	-29,421,919	0	-13,756	-23,575	-9,492	770,956	1,389,407	5,393,103	29,431,411
QFBQ	325,892	369,924	-135,375	1,301,464	0	8,222	8,222	-780,677	-325,892	-378,146	127,153	-520,787
NLCS	-718,920	-7,359,013	-9,229,870	-12,489,032	56,086	308,312	404,208	469,847	662,834	7,050,701	8,825,662	12,019,185
DBIS	-39,204	141,985	1,231,160	4,268,679	-13,800	-41,906	-89,489	-901,971	53,004	-100,079	-1,141,671	-3,366,708
QOIS	77,757	-414,215	5,639,359	7,775,822	0	-52,838	-141,074	-117,740	-77,757	467,053	-5,498,285	-7,658,082
IHGS	7,235	98,611	-321,995	-284,572	0	259	6,540	-12,670	-7,235	-98,870	315,455	297,242
ZHCD	0	-3,240	-17,091	-25,412	0	0	0	101	0	3,240	17,091	25,311
QGMD	-229,443	576,275	305,702	251,088	900	-12,561	-122,797	26,459	228,543	-563,714	-182,905	-277,547
SIIS	343,925	578,043	-5,071,411	-5,056,125	0	13,475	258,547	138,865	-343,925	-591,518	4,812,864	4,917,260
BLDN	-85,684	-2,266,134	-1,617,509	-1,888,137	11,436	16,148	-83,439	-86,159	74,248	2,249,986	1,700,948	1,974,296
MCGS	88,036	599,233	907,385	1,238,683	0	-117,250	-201,000	-205,860	-88,036	-481,983	-706,385	-1,032,823
QCFS	0	-291	-291	-13,040	0	0	0	0	0	291	291	13,040
QFLS	38,358	612,861	1,042,141	1,566,732	0	-1,940	-3,327	-16,737	-38,358	-610,921	-1,038,814	-1,549,995
WDAM	-9,853	-1,074,942	-466,726	151,190	0	-93,557	-261,364	-258,956	9,853	1,168,499	728,090	107,766
MCCS	-2,460	162,540	329,235	-181,798	0	-45,558	-89,850	-186,750	2,460	-116,982	-239,385	368,548
MERS	14,778	55,045	69,509	-28,771	0	0	140	3,498	-14,778	-55,045	-69,649	25,273
MEZA	-1,752,610	-11,363,026	-29,340,717		14,043	177,108	193,762		1,738,567	11,185,918	29,138,189	
QIMD	-821	-821	184,557	373,774	0	-58,333	-103,530	-103,530	821	59,154	-81,027	-270,244

									3-Sep			
Company	Qatari				GCC				Foreigners			
	Daily Chg.	Last 5 Sessions Chg.	Last 10 Sessions Chg.	Last 20 Sessions Chg.	Daily Chg.	Last 5 Sessions Chg.	Last 10 Sessions Chg.	Last 20 Sessions Chg.	Daily Chg.	Last 5 Sessions Chg.	Last 10 Sessions Chg.	Last 20 Sessions Chg.
QNCD	807,097	4,229,568	4,338,496	4,715,250	0	1,826	-192	-192	-807,097	-4,231,394	-4,338,183	-4,714,937
IQCD	52,638	1,757,071	2,596,385	4,756,152	0	64,915	89,939	90,034	-52,638	-1,821,986	-2,686,324	-4,846,186
QIGD	61,647	-64,546	874,698	474,951	0	-20,340	-20,340	-15,040	-61,647	84,886	-854,358	-459,911
QEWS	108,279	571,497	904,576	842,185	0	0	-17,642	-17,000	-108,279	-571,497	-886,934	-825,185
AHCS	68,651	1,233,369	1,380,412	715,995	60,000	77,543	58,928	73,428	-128,651	-1,310,912	-1,439,340	-789,423
GISS	-2,361,311	-5,487,003	-11,484,484	-13,799,833	-5,488	23,160	-46,840	-215,157	2,366,799	5,463,843	11,531,324	14,014,990
MPHC	765,894	4,390,926	11,149,396	16,745,938	26,500	-96,076	-187,743	-370,708	-792,394	-4,294,850	-10,961,653	-16,375,230
IGRD	93,271	-1,441,224	-1,364,756	-2,906,715	0	-534,130	-587,184	-289,509	-93,271	1,975,354	1,951,940	3,196,224
QAMC	1,380,184	1,262,187	3,212,249	194,612	8,578	-224,771	-164,319	-145,936	-1,388,762	-1,037,416	-3,047,930	-48,676
QATI	-187,271	28,697,707	26,986,875	30,288,834	0	0	-50,000	-58,500	187,271	-28,697,707	-26,936,875	-30,230,334
DOHI	-4,000	40,131	163,705	-950,595	3,500	-9,125	57,718	473,718	500	-31,006	-221,423	476,877
QGRI	3,831	-46,169	-41,014	-1,092,264	0	0	0	1,205,404	-3,831	46,169	41,014	-113,140
AKHI	23,403	742,572	317,973	140,500	0	0	26,100	6,552	-23,403	-742,572	-344,073	-147,052
QISI	0	6,289	1,438	15,369	0	0	0	0	0	-6,289	-1,438	-15,369
BEMA	0	-8,145	-10,865	-41,648	0	0	0	0	0	8,145	10,865	41,648
QLMI	0	23,662	3,989	-92,551	0	10,000	10,000	5,176	0	-33,662	-13,989	87,375
UDCD	161,719	488,020	469,860	-1,284,311	0	4,000	-11,000	-5,740	-161,719	-492,020	-458,860	1,290,051
BRES	-112,575	2,540,118	3,294,688	5,064,815	0	5,925	9,925	-39,055	112,575	-2,546,043	-3,304,613	-5,025,760
ERES	85,599	464,302	-1,217,055	-3,427,524	144,267	171,365	397,962	566,186	-229,866	-635,667	819,093	2,861,338
MRDS	-802,983	-5,919,074	-5,097,550	-15,449,350	9,658	279,787	35,318	-151,244	793,325	5,639,287	5,062,232	15,600,594
ORDS	71,650	3,797,915	4,062,310	4,345,581	0	28,104	39,512	39,512	-71,650	-3,861,036	-4,101,822	-4,385,093
VFQS	1,580,262	-2,164,478	-4,793,277	-7,364,609	1,826	-1,395	-38,599	50,648	-1,582,088	2,129,004	4,795,007	7,277,092
QNNS	243,608	901,190	1,115,085	971,250	0	-21,583	-47,000	-37,000	-243,608	-841,460	-1,029,938	-896,103
GWCS	159,484	514,550	979,445	816,180	0	0	0	-288	-159,484	-514,550	-979,445	-815,892
QGTS	1,104,720	5,661,602	7,177,771	14,440,024	-65,992	-226,372	-301,303	-33,767	-1,038,728	-5,441,652	-6,882,890	-14,406,257

## Trading values by nationality for the last Session

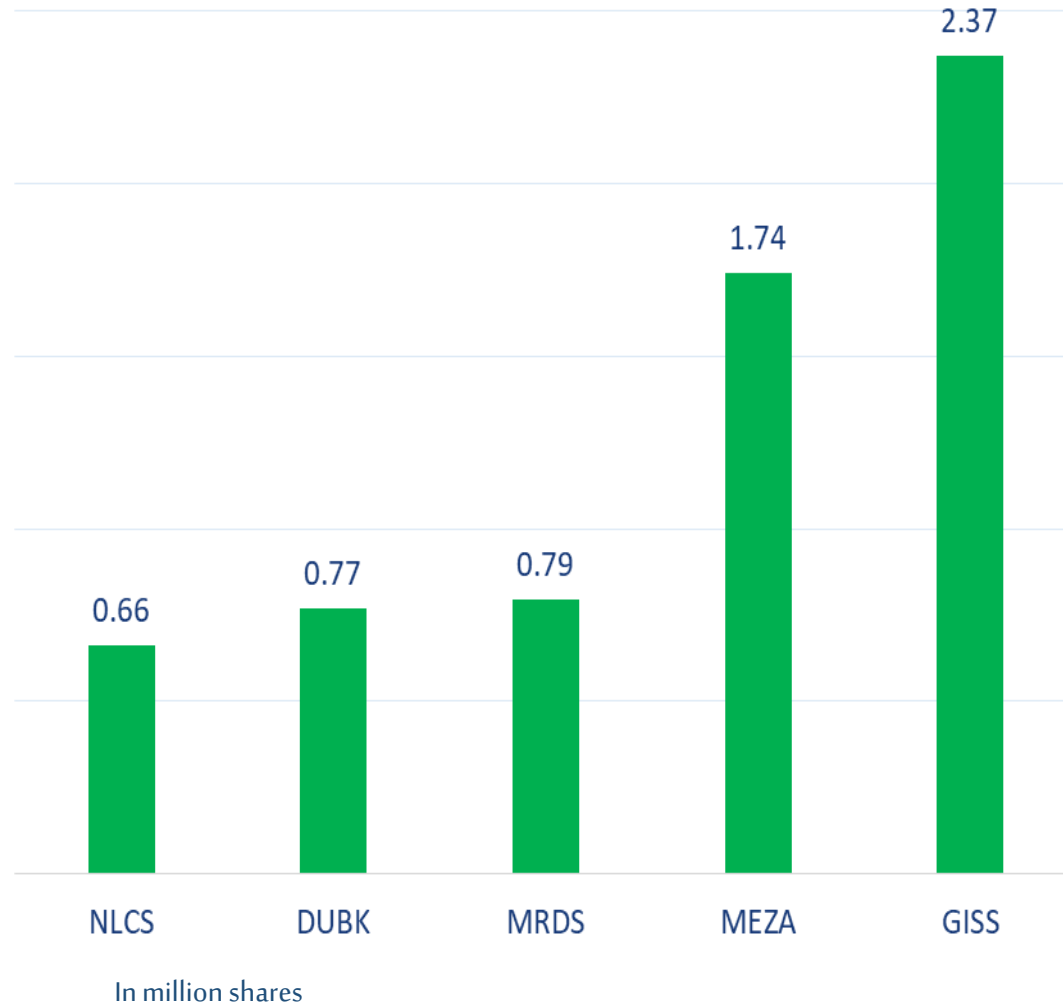
Nationality	Purchasing Value	Selling Value	Difference
Qataris	312.38	288.64	23.74
GCC	17.86	27.74	-9.89
Arab	56.30	51.92	4.37
Foreigners	30.34	48.58	-18.23
Total	416.88	416.88	0

In million QAR

## Trading by nationality for the last Session

Nationality	Buy %	Sell %	Net
Qataris	74.93%	69.24%	5.7%
GCC	4.28%	6.66%	-2.4%
Arab	13.50%	12.46%	1.0%
Foreigners	7.28%	11.65%	-4.4%

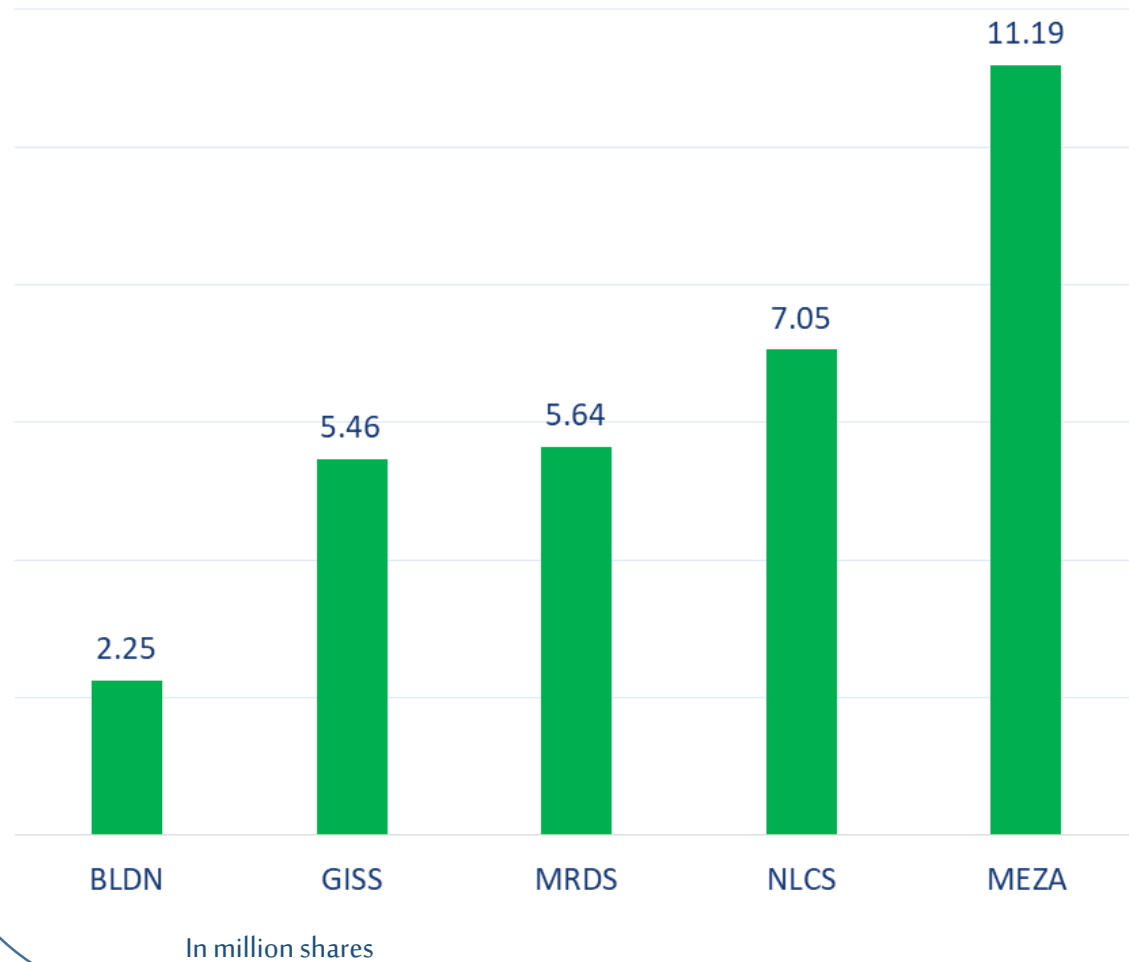
Top 5 Companies bought (net) by **Foreigners** in the last session



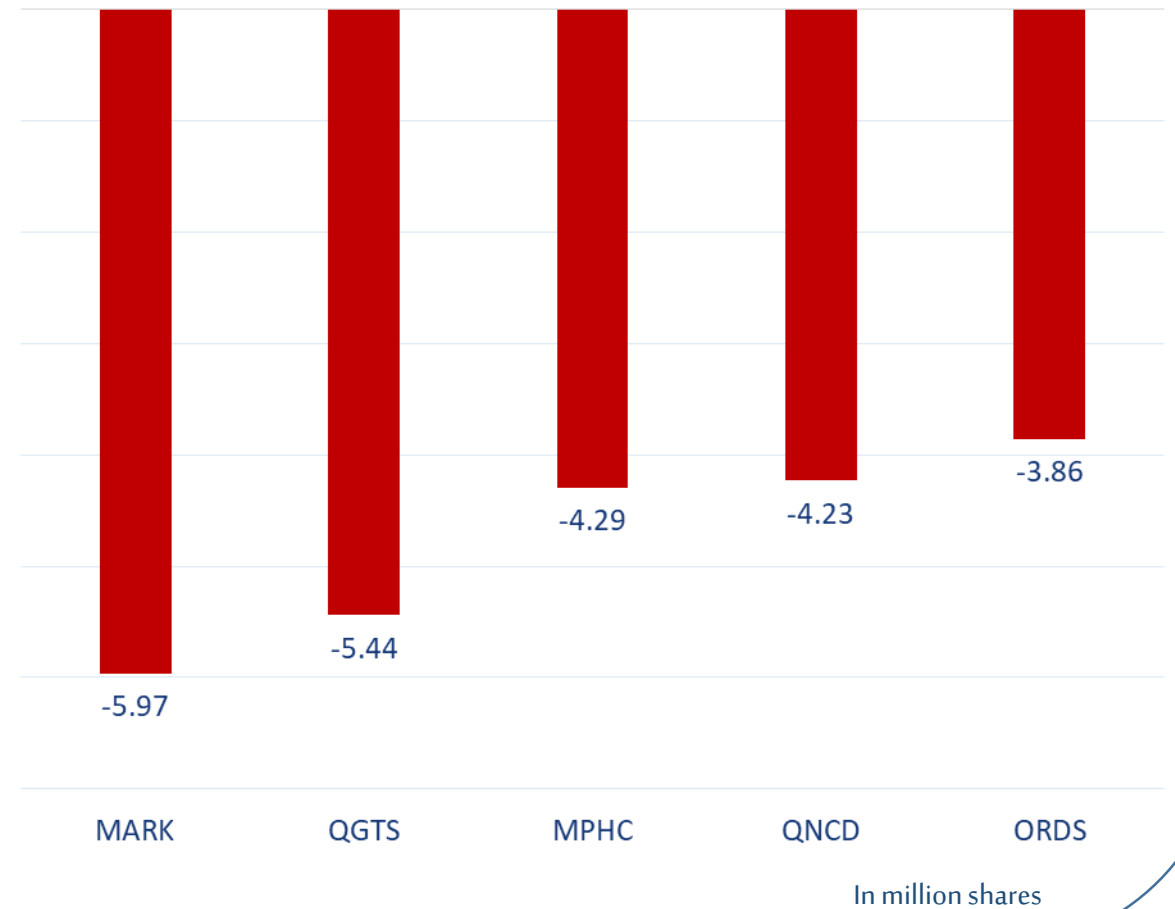
Top 5 Companies sold (net) by **Foreigners** in the last session



Top 5 Companies bought (net) by **Foreigners** over the last week



Top 5 Companies sold (net) by **Foreigners** over the last week





The figures represent a change in the number of shares.

Daily Change: The net change between 3<sup>rd</sup> of September and 31<sup>st</sup> of August trading sessions

Change for the last 5 sessions: The total daily net change for the last 5 sessions.

Change for the last 10 sessions: The total daily net change for the last 10 sessions.

Change for the last 20 sessions: The total daily net change for the last 20 sessions.

## **DISCLAIMER:**

The information contained was obtained from various public sources believed to be reliable, but we do not guarantee its accuracy. Wasata Financial Securities makes no representations or warranties (express or implied) regarding the data and information provided and Wasata Financial Securities does not represent that the information content of this document is complete, or free from any error, not misleading, or fit for any particular purpose. This report document provides general information only. Neither the information nor any opinion expressed constitutes an offer or an invitation to make an offer, to buy or sell any securities or other investment products related to such securities or investments.

This report document contained is subject to change without prior notice. Wasata assumes no responsibility to update the information in this report document.





Prepared by Financial Advisory Department

  
للأوراق المالية  
FINANCIAL SECURITIES

+974 44498880

[ramzi.qasmieh@Wasata.qa](mailto:ramzi.qasmieh@Wasata.qa)