



## Daily Report for Ownership Changes

31<sup>st</sup> of August 2023 Session

									31-Aug			
Company	Qatari				GCC				Foreigners			
	Daily Chg.	Last 5 Sessions Chg.	Last 10 Sessions Chg.	Last 20 Sessions Chg.	Daily Chg.	Last 5 Sessions Chg.	Last 10 Sessions Chg.	Last 20 Sessions Chg.	Daily Chg.	Last 5 Sessions Chg.	Last 10 Sessions Chg.	Last 20 Sessions Chg.
QNBK	1,316,454	2,751,288	4,166,126	5,453,523	30,530	22,181	259,380	319,239	-1,346,984	-2,773,469	-4,425,506	-5,772,762
QIBK	958,858	1,509,525	1,767,925	2,353,931	0	-5,815	-54,086	-62,553	-958,858	-1,503,710	-1,713,839	-2,291,378
CBQK	502,412	970,192	1,812,424	5,231,536	54,053	94,515	106,701	223,115	-556,465	-1,064,707	-1,919,125	-5,454,651
DHBK	-133,225	-1,132,828	2,378,952	-1,786,325	-365	100,000	-105,842	190,000	133,590	1,032,828	-2,273,110	1,596,325
ABQK	0	-703	-3,503	-3,503	0	0	0	0	0	703	3,503	3,503
QIK	289,040	545,071	846,084	316,064	0	-11,620	-1,620	-1,620	-289,040	-533,451	-844,464	-314,444
MARK	3,176,083	5,719,112	10,034,679	19,991,094	-30,800	-28,042	158,376	-183,811	-3,145,283	-5,691,070	-10,193,055	-19,807,283
DUBK	1,149,395	-1,358,408	-3,270,537	-28,614,432	0	-13,756	-11,288	-9,492	-1,149,395	1,372,164	3,281,825	28,623,924
QFBQ	63,983	-585,855	-59,060	557,552	0	8,222	-404,777	-1,228,645	-63,983	577,633	463,837	671,093
NLCS	-514,670	-8,553,894	-11,758,895	-12,207,870	308,255	195,133	389,930	399,211	206,415	8,358,761	11,368,965	11,808,659
DBIS	172,869	578,154	-295,664	4,312,988	-24,000	-10,773	-75,689	-888,171	-148,869	-567,381	371,353	-3,424,817
QOIS	973,758	161,224	6,265,329	7,736,746	2,700	-257,463	-149,851	-116,740	-976,458	96,239	-6,115,478	-7,620,006
IHGS	161	-46,169	-36,834	-291,068	0	259	372	-12,670	-161	45,910	36,462	303,738
ZHCD	0	-3,240	-17,091	-25,412	0	0	0	300	0	3,240	17,091	25,112
QGMD	268,169	936,980	890,830	1,176,507	-5,550	11,098	-127,481	26,559	-262,619	-948,078	-763,349	-1,203,066
SIIS	-173,065	-529,177	-6,900,867	-5,622,189	60,000	12,036	243,902	478,667	113,065	517,141	6,656,965	5,143,522
BLDN	-663,322	-366,444	-1,514,008	-1,684,750	0	4,712	-109,875	-32,442	663,322	361,732	1,623,883	1,717,192
MCGS	225,501	525,714	807,230	1,148,402	0	-117,250	-201,000	-205,860	-225,501	-408,464	-606,230	-942,542
QCFS	0	-291	-3,791	3,555	0	0	0	0	0	291	3,791	-3,555
QFLS	209,087	532,635	1,024,461	1,537,777	0	-1,940	-3,327	-16,737	-209,087	-530,695	-1,021,134	-1,521,040
WDAM	-34,971	-1,011,090	4,673	226,652	0	-93,557	-147,031	-260,272	34,971	1,104,647	142,358	33,620
MCCS	257,206	151,528	382,683	-114,552	0	-45,558	-174,850	-186,750	-257,206	-105,970	-207,833	301,302
MERS	41,472	39,122	47,950	-52,501	0	140	140	3,548	-41,472	-39,262	-48,090	48,953
MEZA	-1,952,670	-17,894,657			-1,050	179,530			1,953,720	17,715,127		
QIMD	0	0	208,501	408,595	0	-58,333	-103,530	-103,530	0	58,333	-104,971	-305,065

									31- Aug			
Company	Qatari				GCC				Foreigners			
	Daily Chg.	Last 5 Sessions Chg.	Last 10 Sessions Chg.	Last 20 Sessions Chg.	Daily Chg.	Last 5 Sessions Chg.	Last 10 Sessions Chg.	Last 20 Sessions Chg.	Daily Chg.	Last 5 Sessions Chg.	Last 10 Sessions Chg.	Last 20 Sessions Chg.
QNCD	2,939,880	3,406,603	3,557,044	3,852,387	7,659	1,826	-192	-192	-2,947,539	-3,408,429	-3,556,852	-3,852,195
IQCD	1,513,852	1,864,026	2,513,578	3,867,924	65,115	64,415	88,629	90,034	-1,578,967	-1,928,441	-2,602,207	-3,957,958
QIGD	-320,832	-323,319	622,422	685,240	0	-20,340	-20,340	-47,146	320,832	343,659	-602,082	-638,094
QEWS	218,267	460,683	748,536	694,204	0	-342	-17,642	-17,000	-218,267	-460,341	-730,894	-677,204
AHCS	498,339	1,244,888	1,282,130	636,554	17,543	17,543	-1,072	13,428	-515,882	-1,262,431	-1,281,058	-649,982
GISS	-711,545	-4,274,907	-7,121,765	-10,511,551	-70,266	28,648	-73,715	-209,669	781,811	4,246,259	7,195,480	10,721,220
MPHC	1,556,739	4,017,507	10,817,960	16,052,764	0	-122,576	-214,243	-397,208	-1,556,739	-3,894,931	-10,603,717	-15,655,556
IGRD	786,140	-2,614,210	-1,246,649	-2,987,307	3,366	-534,130	-562,891	-289,509	-789,506	3,148,340	1,809,540	3,276,816
QAMC	-2,779,329	453,416	1,327,122	-1,529,277	-86,660	-233,349	-45,106	366,648	2,865,989	-220,067	-1,282,016	1,162,629
QATI	14,439,192	29,018,706	28,086,440	30,498,030	0	0	0	-58,500	-14,439,192	-29,018,706	-28,086,440	-30,439,530
DOHI	0	38,043	177,375	-997,095	0	-10,781	54,218	470,218	0	-27,262	-231,593	526,877
QGRI	0	-44,793	-20,409	-1,089,859	0	0	-24,436	1,198,847	0	44,793	44,845	-108,988
AKHI	171,427	476,980	52,327	79,193	0	0	26,100	6,552	-171,427	-476,980	-78,427	-85,745
QISI	-14,789	2,096	1,364	15,369	0	0	0	0	14,789	-2,096	-1,364	-15,369
BEMA	-8,145	-16,045	-33,865	-13,669	0	0	0	0	8,145	16,045	33,865	13,669
QLMI	-9,804	9,230	3,989	-91,871	10,000	10,000	10,000	5,176	-196	-19,230	-13,989	86,695
UDCD	-401,531	320,034	327,199	-1,357,811	0	6,000	-8,000	-5,740	401,531	-326,034	-319,199	1,363,551
BRES	1,734,333	2,494,525	3,336,906	5,129,022	0	9,925	-14,918	-39,055	-1,734,333	-2,504,450	-3,321,988	-5,089,967
ERES	-944,810	141,186	-1,577,895	-3,649,086	19,361	21,098	243,695	424,200	925,449	-162,284	1,334,200	3,224,886
MRDS	-921,308	-6,194,532	-6,126,689	-14,246,067	59,250	220,129	-89,328	-160,902	862,058	5,974,403	6,216,017	14,406,969
ORDS	1,796,581	3,921,064	4,036,026	4,393,434	30,000	39,512	39,512	39,512	-1,826,581	-3,960,576	-4,075,538	-4,432,946
VFQS	-1,219,840	-3,963,149	-6,519,600	-9,730,647	0	-5,425	-40,425	25,392	1,219,840	3,968,574	6,560,025	9,705,255
QNNS	-901,508	626,051	824,144	672,888	0	-21,583	-37,000	-37,000	901,508	-604,468	-787,144	-635,888
GWCS	73,085	445,502	803,492	625,058	0	0	0	-288	-73,085	-445,502	-803,492	-624,770
QGTS	2,080,754	4,875,044	6,967,253	14,162,361	-24,340	-160,380	-228,424	23,395	-2,056,414	-4,714,664	-6,738,829	-14,185,756

## Insider Traders for the last Week

Company	Buy	Sell	Net
IGRD	855,000	105,537	749,463
QNNS	24,632	0	24,632
ZHCD	6,900	0	6,900
IQCD	0	14,744	-14,744
MHAR	0	122,081	-122,081
QGTS	208,500	737,000	-528,500
VFQS	0	990,000	-990,000
MARK	0	1,318,994	-1,318,994
DHBK	0	1,546,061	-1,546,061
UDCD	0	1,840,682	-1,840,682

## Trading values by nationality for the last Week

Nationality	Purchasing Value	Selling Value	Difference
Qataris	1,666.03	1,450.80	215.23
GCC	95.77	63.54	32.23
Arab	332.43	288.08	44.35
Foreigners	741.35	1,033.16	-291.81
Total	2,835.58	2,835.58	0

In million QAR

## Trading by nationality for the last Week

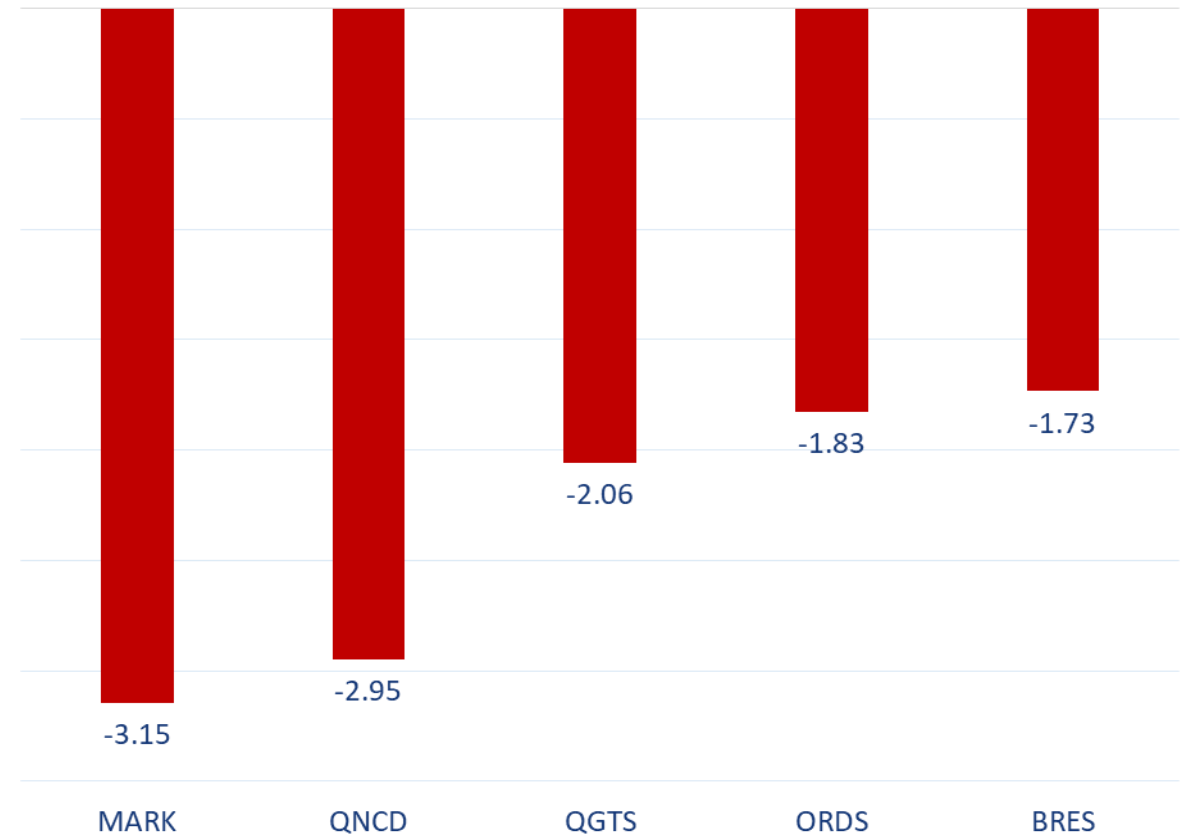
Nationality	Buy %	Sell %	Net
Qataris	58.75%	51.16%	7.6%
GCC	3.38%	2.24%	1.1%
Arab	11.72%	10.16%	1.6%
Foreigners	26.15%	36.44%	-10.3%

Top 5 Companies bought (net) by **Foreigners** in the last session



In million shares

Top 5 Companies sold (net) by **Foreigners** in the last session



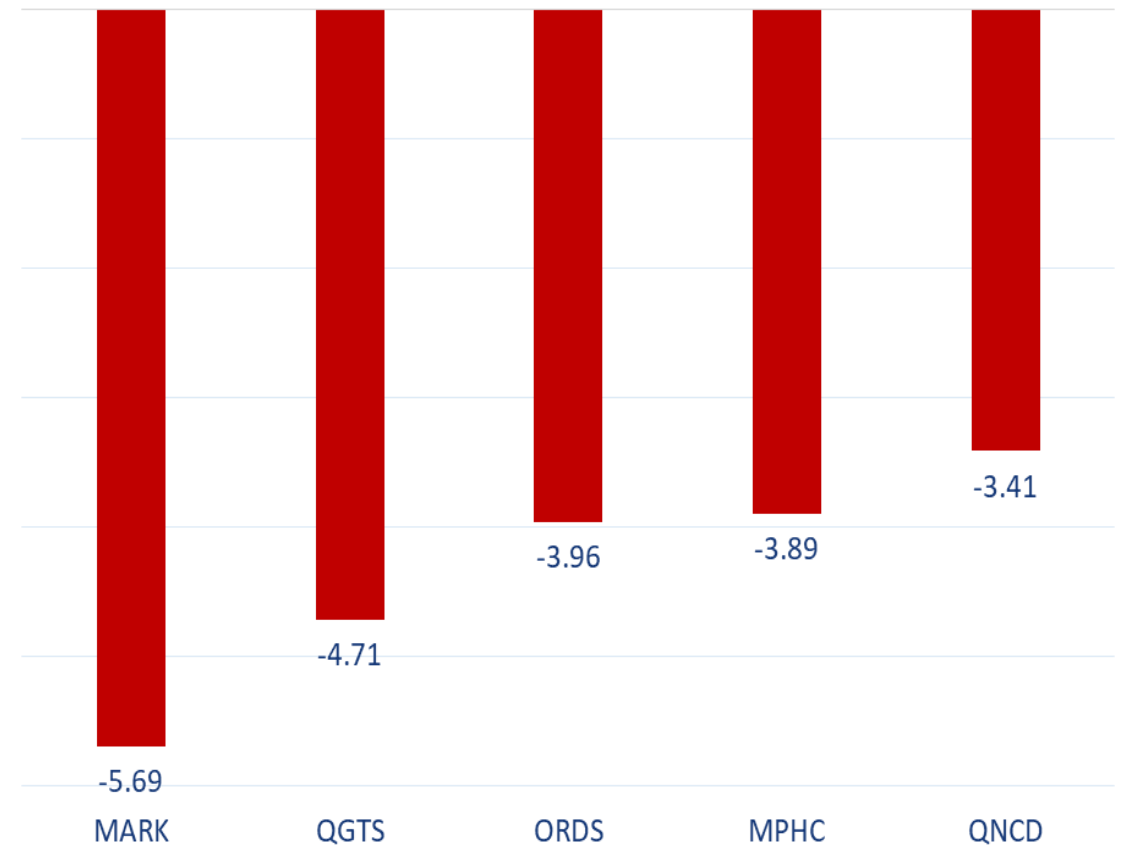
In million shares

Top 5 Companies bought (net) by **Foreigners** over the last week



In million shares

Top 5 Companies sold (net) by **Foreigners** over the last week



In million shares





The figures represent a change in the number of shares.

Daily Change: The net change between 31<sup>st</sup> and 30<sup>th</sup> of August trading sessions

Change for the last 5 sessions: The total daily net change for the last 5 sessions.


Change for the last 10 sessions: The total daily net change for the last 10 sessions.

Change for the last 20 sessions: The total daily net change for the last 20 sessions.

## **DISCLAIMER:**

The information contained was obtained from various public sources believed to be reliable, but we do not guarantee its accuracy. Wasata Financial Securities makes no representations or warranties (express or implied) regarding the data and information provided and Wasata Financial Securities does not represent that the information content of this document is complete, or free from any error, not misleading, or fit for any particular purpose. This report document provides general information only. Neither the information nor any opinion expressed constitutes an offer or an invitation to make an offer, to buy or sell any securities or other investment products related to such securities or investments.

This report document contained is subject to change without prior notice. Wasata assumes no responsibility to update the information in this report document.



Prepared by Financial Advisory Department

  
للأوراق المالية  
FINANCIAL SECURITIES

+974 44498880

[ramzi.qasmieh@Wasata.qa](mailto:ramzi.qasmieh@Wasata.qa)