



Daily Report for Ownership Changes

6th of September 2023 Session

									6-Sep			
Company	Qatari				GCC				Foreigners			
	Daily Chg.	Last 5 Sessions Chg.	Last 10 Sessions Chg.	Last 20 Sessions Chg.	Daily Chg.	Last 5 Sessions Chg.	Last 10 Sessions Chg.	Last 20 Sessions Chg.	Daily Chg.	Last 5 Sessions Chg.	Last 10 Sessions Chg.	Last 20 Sessions Chg.
QNBK	367,420	3,094,289	4,777,038	6,466,849	725	231,964	223,615	577,673	-368,145	-3,326,253	-5,000,653	-7,044,522
QIBK	264,698	1,824,457	2,535,210	2,905,267	0	8,280	7,075	-45,806	-264,698	-1,832,737	-2,542,285	-2,859,461
CBQK	938,948	2,755,393	3,368,904	5,916,105	0	115,936	156,398	250,936	-938,948	-2,871,329	-3,525,302	-6,167,041
DHBK	2,743,134	3,368,405	2,723,708	4,688,434	-116,876	-365	100,000	83,387	-2,626,258	-3,368,040	-2,823,708	-4,771,821
ABQK	0	0	-703	-3,503	0	0	0	0	0	0	703	3,503
QIK	145,055	723,723	969,597	595,413	0	0	-11,620	-1,620	-145,055	-723,723	-957,977	-593,793
MARK	-347,900	3,772,685	6,186,181	18,368,488	121,523	194,582	342,984	191,480	226,377	-3,967,267	-6,529,165	-18,559,968
DUBK	558,050	-577,612	-3,713,724	-22,567,973	0	500	-13,256	-8,992	-558,050	577,112	3,726,980	22,576,965
QFBQ	329,204	336,289	-256,057	1,641,237	40,000	59,921	60,643	-1,464,454	-369,204	-396,210	195,414	-176,783
NLCS	794,527	3,006,201	-4,913,088	-8,688,788	114,521	508,622	382,070	575,028	-909,048	-3,514,823	4,531,018	8,113,760
DBIS	259,723	751,250	476,573	623,885	-59,333	-122,133	-133,636	-1,015,024	-200,390	-629,117	-342,937	391,139
QOIS	123,759	1,676,407	1,633,076	8,623,262	-22,385	11,987	9,064	-8,453	-101,374	-1,688,394	-1,642,140	-8,614,809
IHGS	109,638	190,317	175,693	51,994	-6,540	-6,540	0	-4,210	-103,098	-183,777	-175,693	-47,784
ZHCD	1,587	-2,186	-7,576	-27,240	0	0	0	0	-1,587	2,186	7,576	27,240
QGMD	187,851	-1,187,374	-623,137	-1,545,978	-250	261,217	249,270	232,595	-187,601	926,157	373,867	1,313,383
SIIS	769,405	15,241,833	14,357,626	10,053,435	-778,321	-411,719	-408,978	-480,667	8,916	-14,830,114	-13,948,648	-9,572,768
BLDN	-939,271	2,738,959	2,482,369	1,475,298	0	11,436	16,148	-14,371	939,271	-2,750,395	-2,498,517	-1,460,927
MCGS	-4,923	311,069	808,505	1,101,554	0	0	-117,250	-205,860	4,923	-311,069	-691,255	-895,694
QCFS	0	-10	-301	-13,030	0	0	0	0	0	10	301	13,030
QFLS	118,298	205,810	652,114	1,075,217	0	0	-1,940	-3,327	-118,298	-205,810	-650,174	-1,071,890
WDAM	-254,432	43,095	-707,448	164,288	-4,697	-4,697	-98,254	-307,513	259,129	-38,398	805,702	143,225
MCCS	62,444	396,138	193,030	176,288	0	0	-44,558	-186,750	-62,444	-396,138	-148,472	10,462
MERS	23,987	81,627	80,016	13,358	-132	-132	8	3,366	-23,855	-81,495	-80,024	-16,724
MEZA	-154,024	-4,404,523	-30,039,960		15,896	-7,553	173,216	173,216	138,128	4,412,076	29,866,744	
QIMD	0	-51,189	-43,346	279,469	0	0	-58,333	-103,530	0	51,189	101,679	-175,939

									6-Sep			
Company	Qatari				GCC				Foreigners			
	Daily Chg.	Last 5 Sessions Chg.	Last 10 Sessions Chg.	Last 20 Sessions Chg.	Daily Chg.	Last 5 Sessions Chg.	Last 10 Sessions Chg.	Last 20 Sessions Chg.	Daily Chg.	Last 5 Sessions Chg.	Last 10 Sessions Chg.	Last 20 Sessions Chg.
QNCD	116,152	4,323,267	4,799,210	5,073,917	0	8,659	2,826	808	-116,152	-4,331,926	-4,802,036	-5,074,725
IQCD	-665,507	1,218,192	1,686,234	3,140,328	-15,234	49,781	59,031	73,478	680,741	-1,267,973	-1,745,265	-3,213,806
QIGD	211,035	226,562	402,133	1,254,016	-1,000	-1,000	-21,340	-50,067	-210,035	-225,562	-380,793	-1,203,949
QEWS	44,660	189,031	515,685	644,954	0	0	-342	-17,000	-44,660	-189,031	-515,343	-627,954
AHCS	-171,116	769,396	1,576,939	1,050,342	25,925	103,468	103,468	99,353	145,191	-872,864	-1,680,407	-1,149,695
GISS	-3,149,826	-7,860,153	-12,720,565	-19,809,934	-20,482	-244,119	-204,855	-295,743	3,170,308	8,104,272	12,925,420	20,105,677
MPHC	280,667	3,555,083	7,807,369	14,840,819	0	28,475	-94,101	-414,713	-280,667	-3,583,558	-7,713,268	-14,426,106
IGRD	128,556	3,232,938	-396,533	485,256	0	3,366	-558,406	-591,704	-128,556	-3,236,304	954,939	106,448
QAMC	-164,893	1,747,624	4,575,779	5,254,476	20,000	-243,144	-269,669	-292,960	144,893	-1,504,480	-4,306,110	-4,961,516
QATI	470,235	15,822,488	29,760,685	31,765,239	0	0	0	-54,091	-470,235	-15,822,488	-29,760,685	-31,711,148
DOHI	7,750	-11,858	25,785	-564,854	8,263	27,626	16,845	211,844	-16,013	-15,768	-42,630	353,010
QGRI	0	54,466	9,673	-976,669	0	0	0	1,160,968	0	-54,466	-9,673	-184,299
AKHI	-1,399,594	-541,289	-340,062	-637,183	-26,100	-26,100	-26,100	-26,704	1,425,694	567,389	366,162	663,887
QISI	0	-13,148	3,466	42,642	0	0	0	0	0	13,148	-3,466	-42,642
BEMA	0	-10,570	-18,470	-47,773	0	0	0	0	0	10,570	18,470	47,773
QLMI	-800	-6,180	12,854	-28,159	0	10,000	10,000	5,176	800	-3,820	-22,854	22,983
UDCD	-383,293	70,178	920,759	-416,270	0	0	-14,000	-6,350	383,293	-70,178	-906,759	422,620
BRES	409,473	5,295,077	6,324,398	7,163,706	0	0	9,925	-41,055	-409,473	-5,295,077	-6,334,323	-7,122,651
ERES	-804,083	-1,761,003	-1,060,212	-3,847,214	22,220	45,834	47,571	140,638	781,863	1,715,169	1,012,641	3,706,576
MRDS	-763,137	-1,215,178	-5,972,445	-11,702,886	813,899	1,026,033	1,094,882	620,606	-50,762	189,145	4,877,563	11,082,280
ORDS	139,350	2,447,950	4,459,490	4,345,963	0	20,400	29,912	29,912	-139,350	-2,468,350	-4,489,402	-4,375,875
VFQS	505,475	1,225,883	-2,529,499	-6,573,769	-6,000	-2,351	-42,776	-28,472	-499,475	-1,223,532	2,572,275	6,602,241
QNNS	18,324	-244,965	1,301,244	1,665,021	0	0	-21,583	-37,000	-18,324	244,965	-1,279,661	-1,628,021
GWCS	-63,015	419,373	1,007,765	614,578	0	0	0	-288	63,015	-419,373	-1,007,765	-614,290
QGTS	-1,314,974	4,312,852	7,807,307	12,062,096	-7,000	-34,150	-132,024	-185,391	1,321,974	-4,278,702	-7,675,283	-11,876,705

Trading values by nationality for the last Session

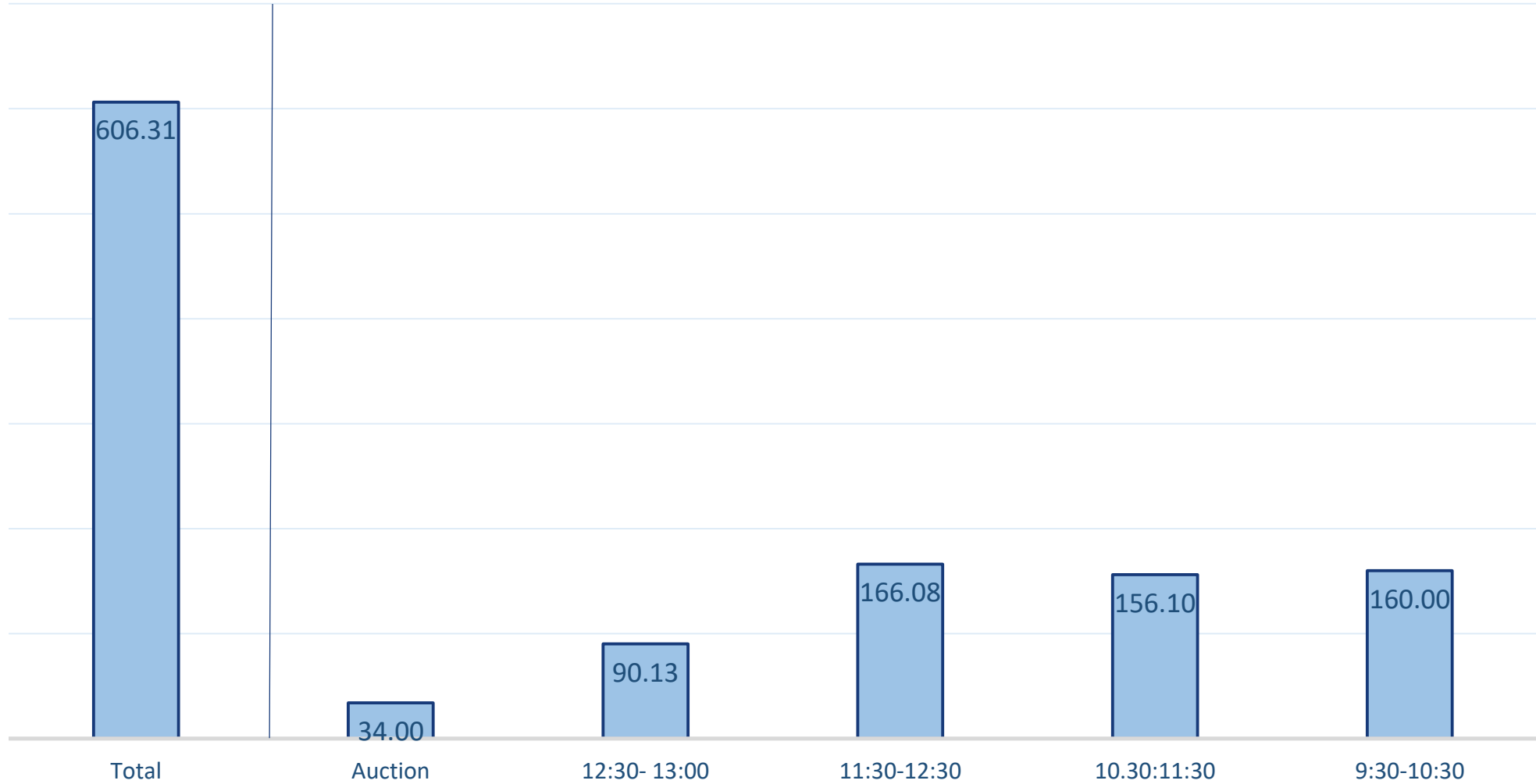
Nationality	Purchasing Value	Selling Value	Difference
Qataris	387.64	389.96	-2.32
GCC	24.91	29.58	-4.67
Arab	81.01	71.42	9.60
Foreigners	111.11	113.71	-2.60
Total	604.67	604.67	0

In million QAR

Trading by nationality for the last Session

Nationality	Buy %	Sell %	Net
Qataris	64.11%	64.49%	-0.4%
GCC	4.12%	4.89%	-0.8%
Arab	13.40%	11.81%	1.59%
Foreigners	18.38%	18.81%	-0.4%

Liquidity flow during the session (MQAR)

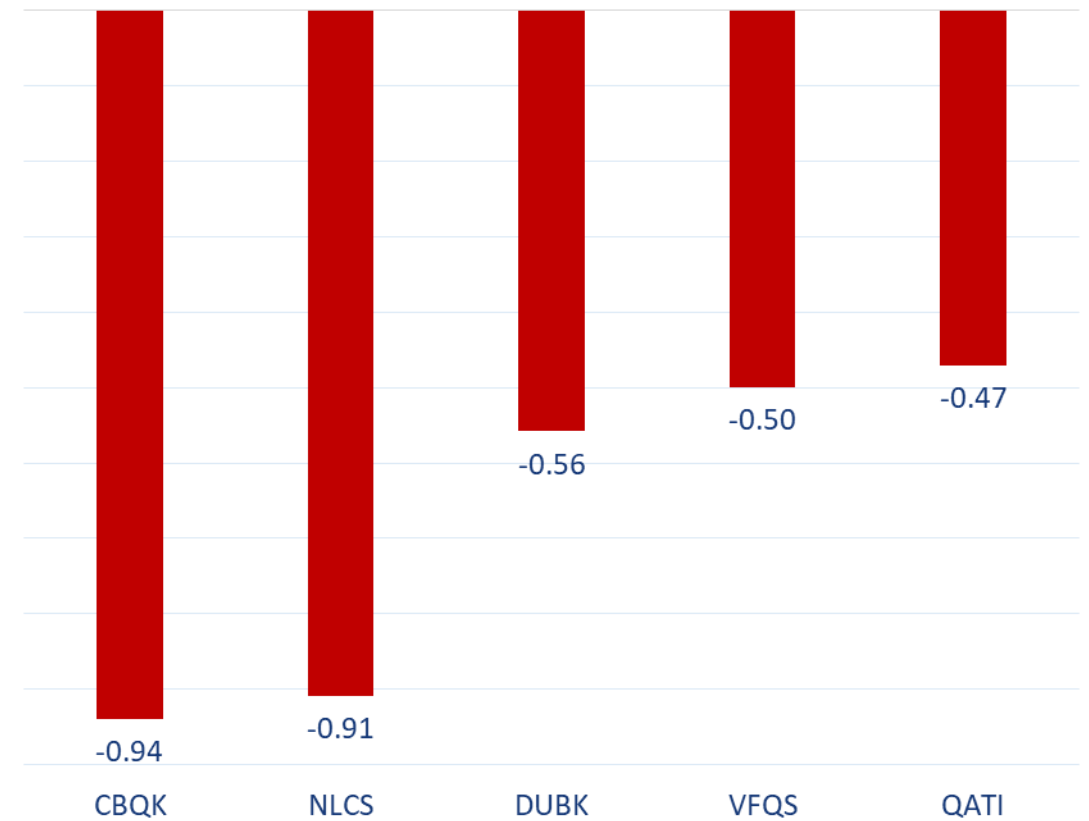


Top 5 Companies bought (net) by **Foreigners** in the last session



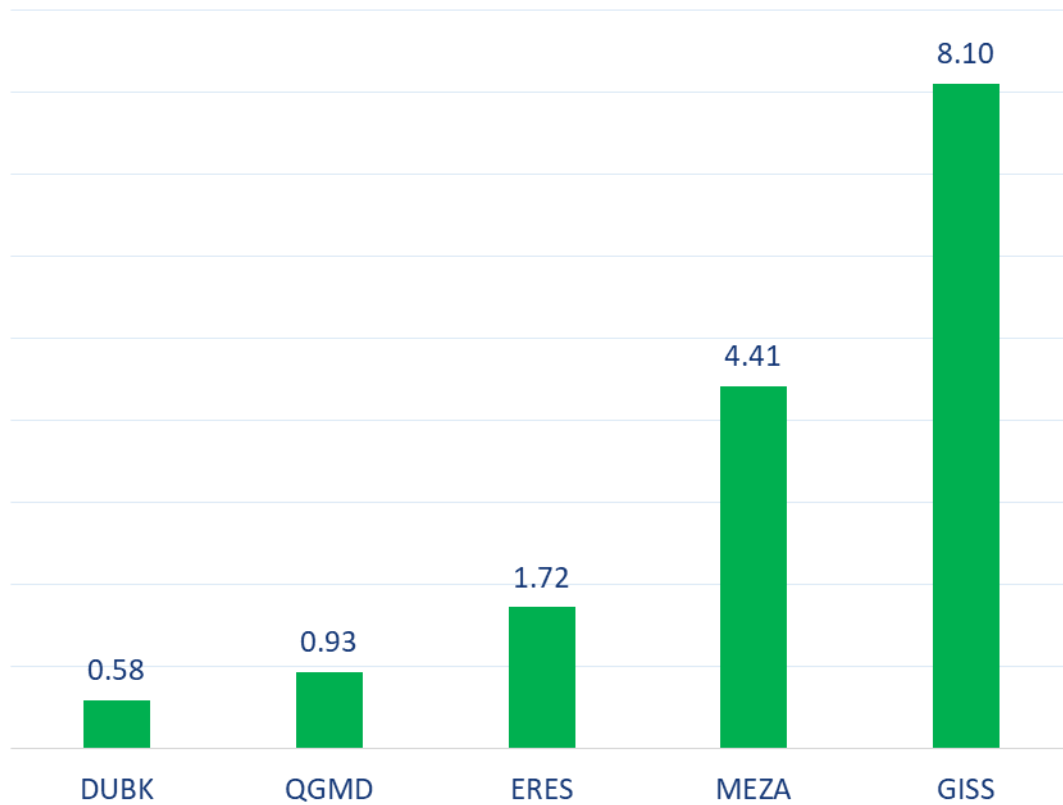
In million shares

Top 5 Companies sold (net) by **Foreigners** in the last session



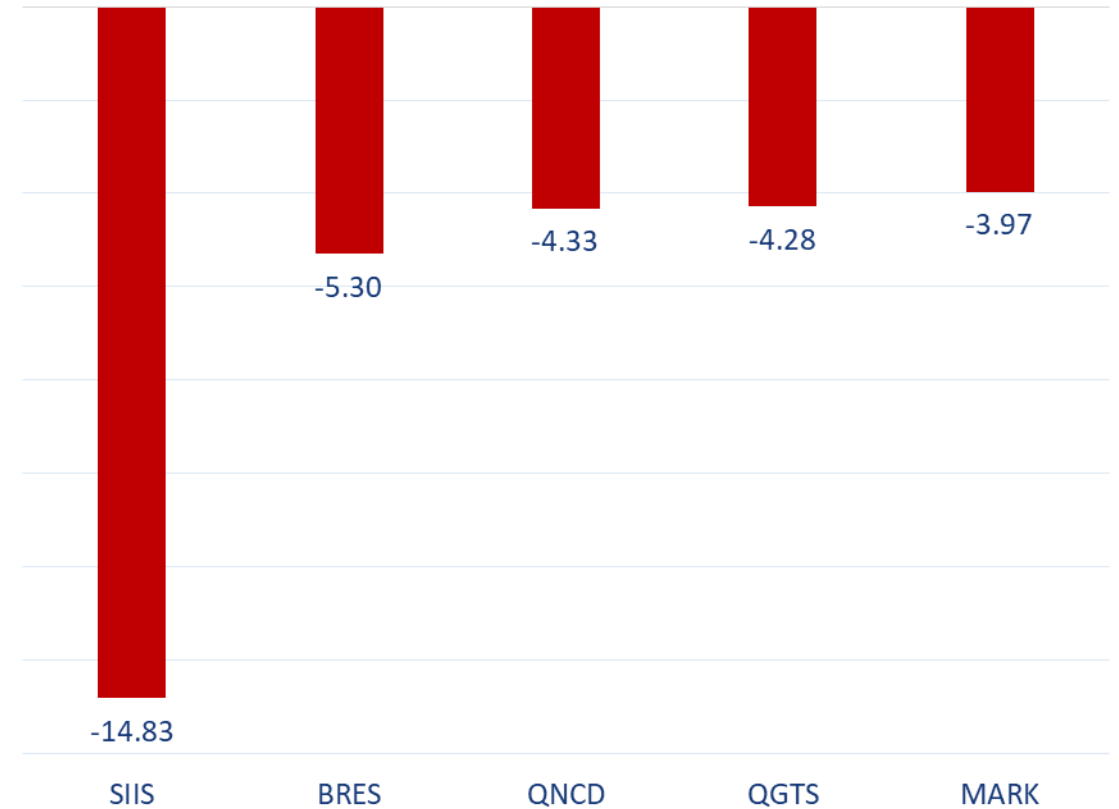
In million shares

Top 5 Companies bought (net) by **Foreigners** over the last week



In million shares

Top 5 Companies sold (net) by **Foreigners** over the last week



In million shares



The figures represent a change in the number of shares.

Daily Change: The net change between 6th and 5th of September.

Change for the last 5 sessions: The total daily net change for the last 5 sessions.


Change for the last 10 sessions: The total daily net change for the last 10 sessions.

Change for the last 20 sessions: The total daily net change for the last 20 sessions.

DISCLAIMER:

The information contained was obtained from various public sources believed to be reliable, but we do not guarantee its accuracy. Wasata Financial Securities makes no representations or warranties (express or implied) regarding the data and information provided and Wasata Financial Securities does not represent that the information content of this document is complete, or free from any error, not misleading, or fit for any particular purpose. This report document provides general information only. Neither the information nor any opinion expressed constitutes an offer or an invitation to make an offer, to buy or sell any securities or other investment products related to such securities or investments.

This report document contained is subject to change without prior notice. Wasata assumes no responsibility to update the information in this report document.



Prepared by Financial Advisory Department


للأوراق المالية
FINANCIAL SECURITIES

+974 44498880

ramzi.qasmieh@Wasata.qa