



Daily Report for Ownership Changes

10th of October 2023 Session

Company									10-Oct			
	Qatari				GCC				Foreigners			
	Daily Chg.	Last 5 Sessions Chg.	Last 10 Sessions Chg.	Last 20 Sessions Chg.	Daily Chg.	Last 5 Sessions Chg.	Last 10 Sessions Chg.	Last 20 Sessions Chg.	Daily Chg.	Last 5 Sessions Chg.	Last 10 Sessions Chg.	Last 20 Sessions Chg.
QNBK	631,803	1,612,155	2,361,770	371,969	-350	34,892	73,320	-33,560	-631,453	-1,647,047	-2,435,090	-338,409
QIBK	99,697	-82,567	92,247	877,718	1,300	4,570	14,014	25,834	-100,997	77,997	-106,261	-903,552
CBQK	201,283	703,919	2,121,734	1,856,264	0	318,096	1,040,407	722,311	-201,283	-1,022,015	-3,162,141	-2,578,575
DHBK	-1,201,473	-635,581	-1,146,530	7,449,648	393,497	333,527	697,054	377,485	807,976	302,054	449,476	-7,827,133
ABQK	0	0	0	-7,910	0	0	0	0	0	0	0	7,910
QIKK	18,113	553,322	1,182,269	727,136	0	-244,613	-689,226	-443,513	-18,113	-308,709	-493,043	-284,798
MARK	511,594	4,682,072	12,651,913	10,169,942	-510,835	-606,115	-1,260,107	-1,081,631	-759	-4,075,957	-11,391,806	-9,088,311
DUBK	-163,296	127,837	3,143,510	4,960,948	0	-4,434	-16,368	-1,464	163,296	-123,403	-3,127,142	-4,959,484
QFBQ	341,234	693,404	950,309	298,046	0	-6,561	-91,410	-35,154	-341,234	-686,843	-858,899	-262,892
NLCS	573,152	800,553	525,787	-4,183,959	0	140,109	456,369	507,501	-573,152	-940,662	-982,156	3,676,458
DBIS	-19,733	-693,714	-1,921,474	-1,184,976	-7,000	-7,000	-11,238	-36,328	26,733	700,714	1,932,712	1,221,304
QOIS	-384,395	799,734	748,380	4,381,789	30,000	8,331	153,629	208,583	354,395	-808,065	-902,009	-4,590,372
IHGS	1,480,334	1,272,112	2,602,111	1,728,036	0	0	0	0	-1,480,334	-1,272,112	-2,602,111	-1,728,036
ZHCD	0	-28,425	-50,427	-52,833	0	0	0	0	0	28,425	50,427	52,833
QGMD	310,858	-930,337	-231,016	-3,390,212	-8,863	32,301	-409	48,759	-301,995	898,036	231,425	3,341,453
SIIS	285,517	1,073,515	4,717,751	-2,120,087	50,599	-401,797	-1,203,592	-72,634	-336,116	-671,718	-3,514,159	2,192,721
BLDN	-1,248,366	-3,574,595	-6,314,764	366,371	22,254	-20,590	-4,011	78,716	1,226,112	3,566,911	6,318,775	-445,087
MCGS	216,087	46,649	5,108	4,067,397	0	0	-27,023	0	-216,087	-85,025	21,915	-4,067,397
QCFS	0	0	0	10	0	0	0	0	0	0	0	-10
QFLS	50,430	27,080	-500,896	-512,006	-220	-10,854	-140,329	-129,096	-50,210	-16,226	641,225	636,298
WDAM	-1,044,099	956,260	2,058,515	1,512,746	215,581	221,938	300,962	209,328	828,518	-1,178,198	-2,359,477	-1,722,074
MCCS	45,393	163,399	663,063	624,758	0	0	0	0	-45,393	-163,399	-663,063	-624,758
MERS	13,810	58,750	284,970	155,670	0	492	984	492	-13,810	-59,242	-283,212	-156,162
MEZA	14,868	-1,219,976	-2,946,111	-5,945,806	-10,243	-8,114	-24,529	-107,939	-4,625	1,228,090	2,970,640	6,049,162
QIMD	0	140,491	389,327	272,020	0	0	0	0	0	-140,491	-389,327	-272,020

Company									10-Oct			
	Qatari				GCC				Foreigners			
	Daily Chg.	Last 5 Sessions Chg.	Last 10 Sessions Chg.	Last 20 Sessions Chg.	Daily Chg.	Last 5 Sessions Chg.	Last 10 Sessions Chg.	Last 20 Sessions Chg.	Daily Chg.	Last 5 Sessions Chg.	Last 10 Sessions Chg.	Last 20 Sessions Chg.
QNCD	54,820	598,195	1,367,016	1,031,500	0	0	0	-1,111	-54,870	-598,195	-1,367,016	-1,030,389
IQCD	-144,962	341,627	1,385,525	831,324	0	29,402	63,703	30,716	144,962	-371,029	-1,449,228	-862,040
QIGD	-213,334	-440,211	-1,238,098	257,716	0	0	-5,637	-3,459	213,334	440,211	1,243,735	-254,257
QEWS	-25,362	-59,941	-472,566	-874,833	0	0	0	630	25,362	59,941	472,566	874,203
AHCS	167,993	781,633	2,111,526	3,331,726	-4,000	-92,500	-183,275	-86,443	-163,993	-689,133	-1,928,251	-3,245,283
GISS	1,446,922	5,996,643	16,322,941	14,337,374	-969,914	-1,081,233	-2,207,822	-1,291,788	-477,008	-4,915,410	-14,115,119	-13,045,586
MPHC	814,127	3,355,153	5,744,940	-22,167,476	0	94,342	170,798	124,373	-814,127	-3,415,792	-5,915,738	22,043,103
IGRD	-120,713	3,643,794	5,567,852	1,320,931	-125,885	-36,316	-72,632	-1,554	246,598	-3,607,478	-5,495,220	-1,319,377
QAMC	649,923	6,929,378	16,627,832	10,060,980	-257,402	-386,916	-969,103	-593,688	-392,521	-6,542,462	-15,658,729	-9,467,292
QATI	1,430,495	2,312,228	4,594,841	-7,074,476	-1,650,000	-1,700,000	-3,451,170	-2,148,500	219,505	-612,228	-1,143,671	9,222,976
DOHI	0	107,151	154,911	111,425	0	0	0	0	0	-107,151	-154,911	-111,425
QGRI	0	35,079	51,436	49,087	0	0	0	0	0	-35,079	-51,436	-49,087
AKHI	224,442	-1,188,859	-3,108,542	-1,535,582	0	45,921	105,979	47,398	-224,442	1,142,938	3,002,563	1,488,184
QISI	193	-760	-2,140	10,596	0	0	0	0	-193	760	2,140	-10,596
BEMA	0	65,000	130,000	12,770	0	0	0	0	0	-65,000	-130,000	-12,770
QLMI	5,000	-126,482	-169,049	31,664	0	-1,000	-57,176	-56,176	-5,000	127,482	226,225	24,512
UDCD	-342,061	-4,732,760	-9,740,732	-5,345,019	0	153,280	440,297	287,967	342,061	4,579,480	9,300,435	5,057,052
BRES	-269,782	1,967,690	3,712,403	464,300	0	-15,670	-31,340	-17,370	269,782	-1,952,020	-3,681,063	-446,930
ERES	-88,386	1,225,617	2,628,979	2,051,391	-15,000	-22,988	22,218	75,026	103,386	-1,202,629	-2,651,197	-2,126,417
MRDS	-465,339	1,836,200	2,074,481	-677,020	21,587	-193,629	335,783	230,781	443,752	-1,642,571	-2,410,264	446,239
ORDS	545,168	1,600,377	3,936,466	3,760,531	-229,295	-334,932	-794,330	-563,741	-315,873	-1,265,445	-3,142,136	-3,218,371
VFQS	-68,607	-2,592,076	-5,736,030	1,483,414	0	-98,500	-193,992	-227,904	68,607	2,690,576	5,930,022	-1,255,510
QNNS	392,709	851,900	1,478,254	-2,787,106	0	-20,000	-31,334	2,356	-392,709	-831,900	-1,446,920	2,784,750
GWCS	-65,202	-113,391	-891,963	-599,735	0	5,000	11,395	-2,405	65,202	108,391	880,568	602,140
QGTS	306,331	-565,551	-3,015,347	-6,474,794	0	11,789	-97,269	-548,227	-306,331	553,762	3,112,616	7,033,167

Trading values by nationality for the last Session

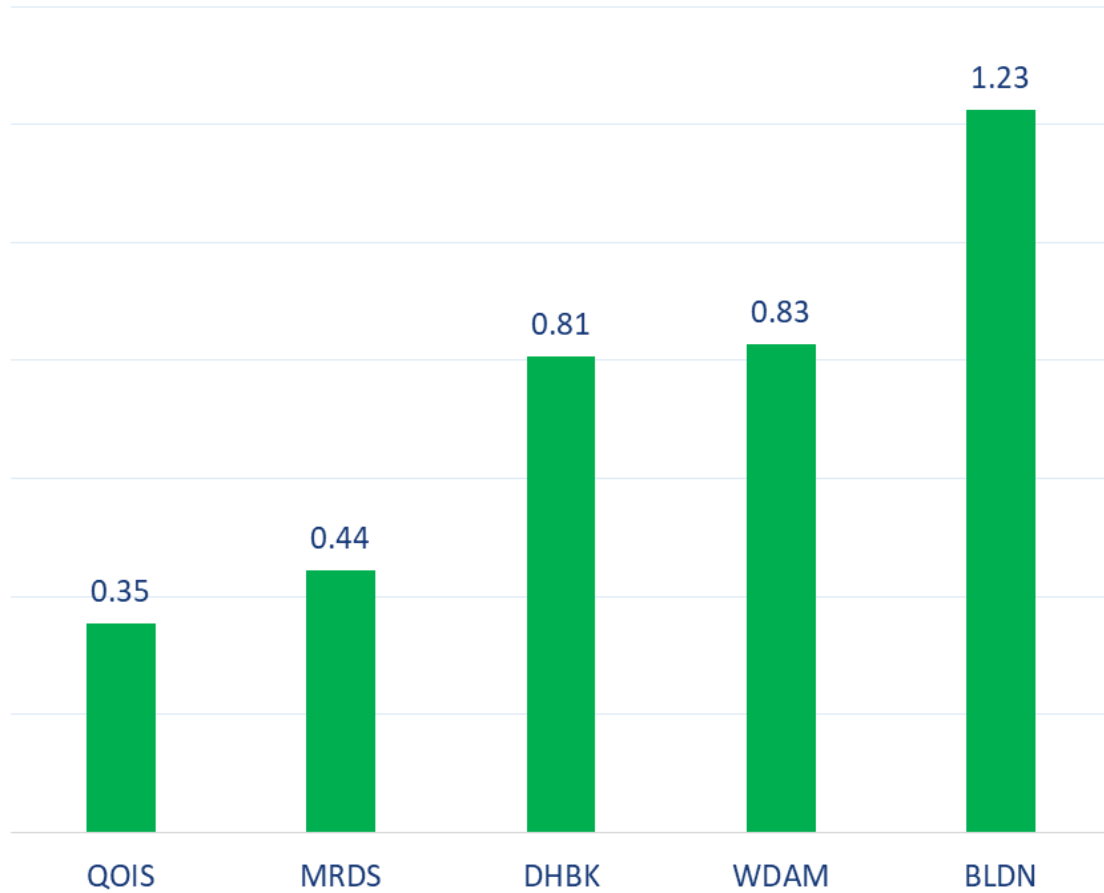
Nationality	Purchasing Value	Selling Value	Difference
Qataris	359.70	324.52	35.19
GCC	18.55	61.57	-43.02
Arab	54.79	49.82	4.97
Foreigners	82.94	80.07	2.86
Total	515.98	515.98	0.00

In million QAR

Trading by nationality for the last Session

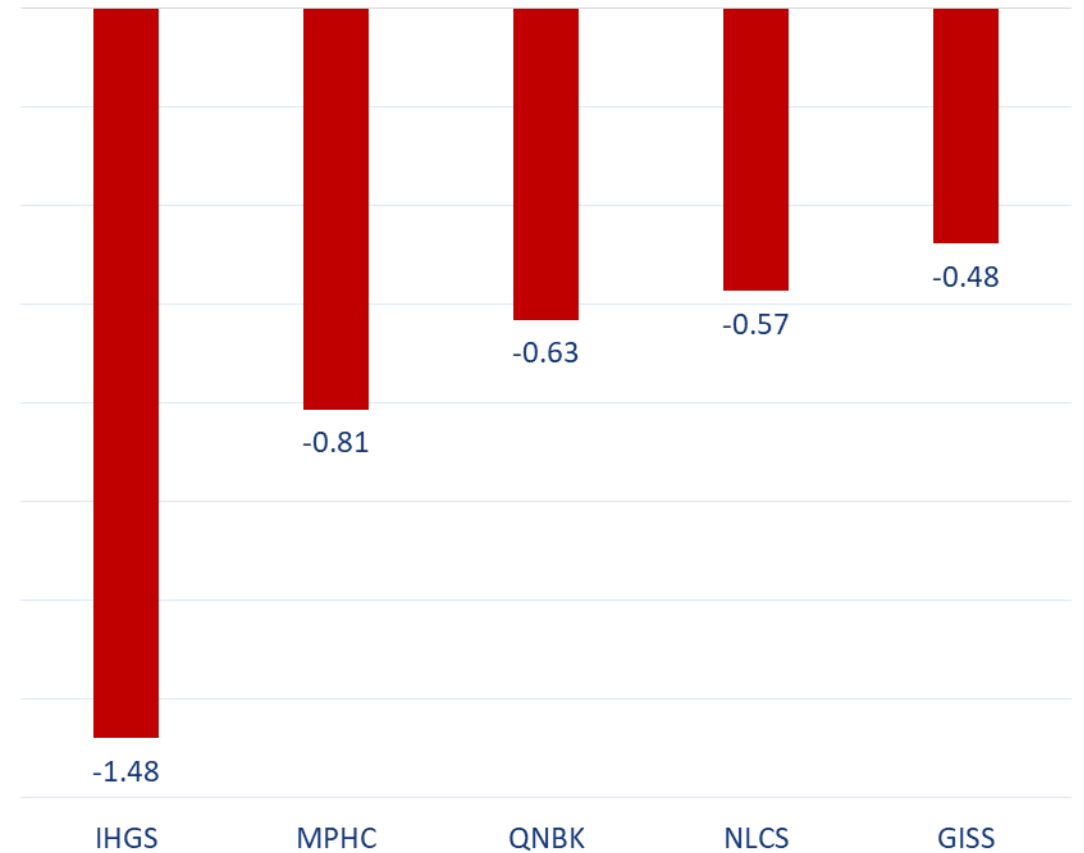
Nationality	Buy %	Sell %	Net
Qataris	69.71%	62.89%	6.8%
GCC	3.59%	11.93%	-8.3%
Arab	10.62%	9.66%	1.0%
Foreigners	16.07%	15.52%	0.6%

Top 5 Companies bought (net) by **Foreigners** in the last session



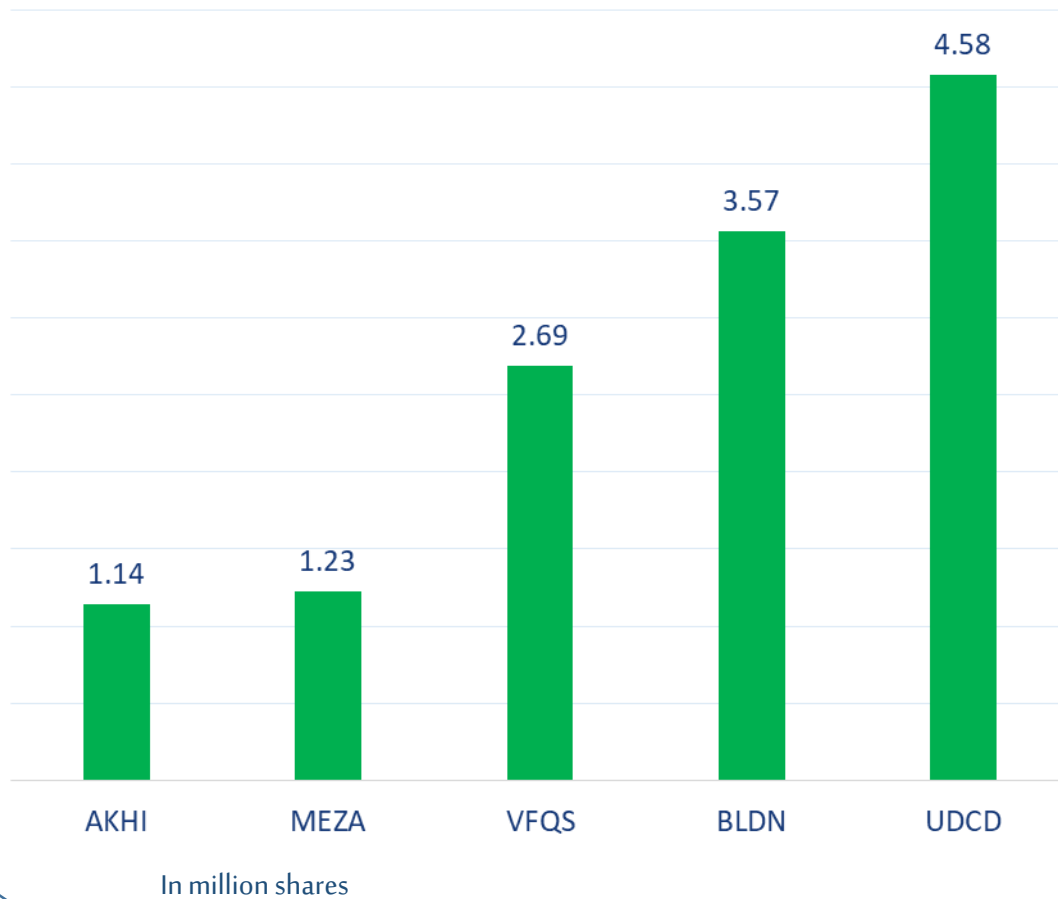
In million shares

Top 5 Companies sold (net) by **Foreigners** in the last session

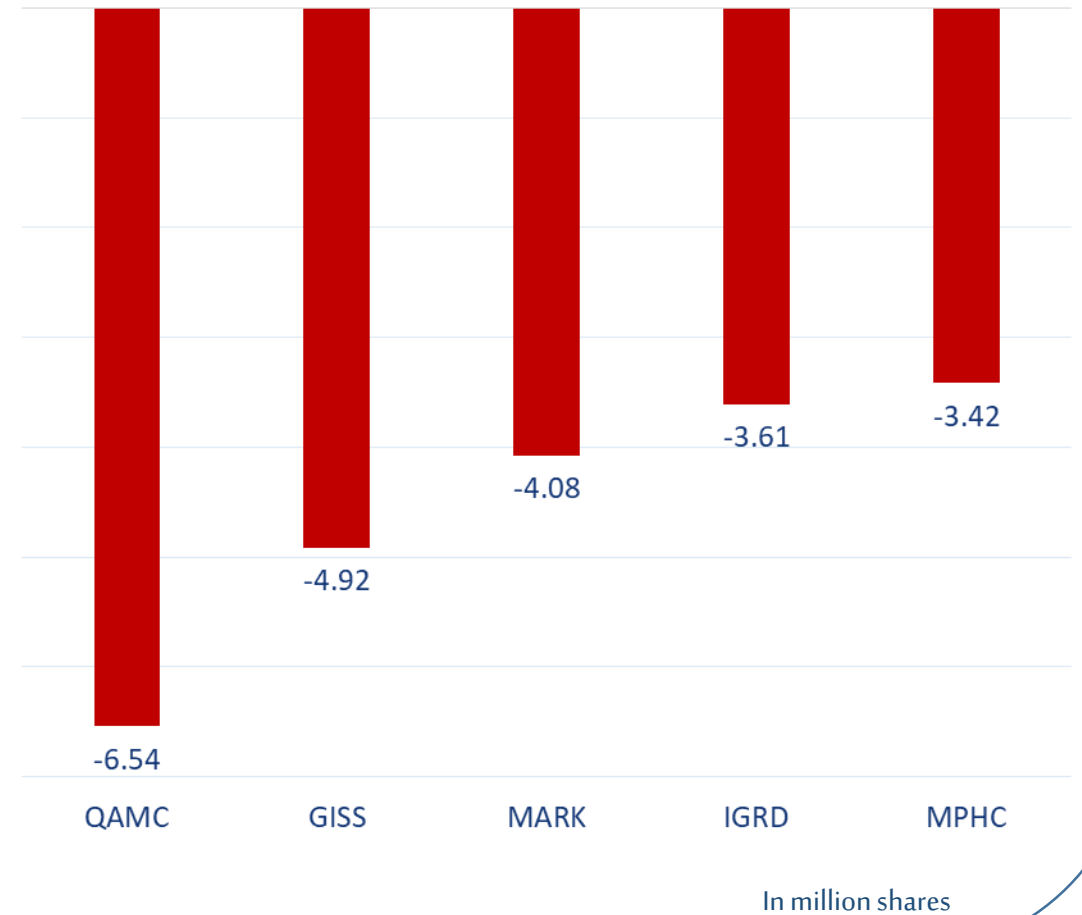


In million shares

Top 5 Companies bought (net) by **Foreigners** over the last week



Top 5 Companies sold (net) by **Foreigners** over the last week





The figures represent a change in the number of shares.

Daily Change: The net change between 10th and 9th of October and

Change for the last 5 sessions: The total daily net change for the last 5 sessions.


Change for the last 10 sessions: The total daily net change for the last 10 sessions.

Change for the last 20 sessions: The total daily net change for the last 20 sessions.

DISCLAIMER:

The information contained was obtained from various public sources believed to be reliable, but we do not guarantee its accuracy. Wasata Financial Securities makes no representations or warranties (express or implied) regarding the data and information provided and Wasata Financial Securities does not represent that the information content of this document is complete, or free from any error, not misleading, or fit for any particular purpose. This report document provides general information only. Neither the information nor any opinion expressed constitutes an offer or an invitation to make an offer, to buy or sell any securities or other investment products related to such securities or investments.

This report document contained is subject to change without prior notice. Wasata assumes no responsibility to update the information in this report document.



Prepared by Financial Advisory Department


وساطة
WASATA
للأوراق المالية
FINANCIAL SECURITIES

+974 44498880

ramzi.qasmieh@Wasata.qa