



Daily Report for Ownership Changes

12th of October 2023 Session

Company									12-Oct			
	Qatari				GCC				Foreigners			
	Daily Chg.	Last 5 Sessions Chg.	Last 10 Sessions Chg.	Last 20 Sessions Chg.	Daily Chg.	Last 5 Sessions Chg.	Last 10 Sessions Chg.	Last 20 Sessions Chg.	Daily Chg.	Last 5 Sessions Chg.	Last 10 Sessions Chg.	Last 20 Sessions Chg.
QNBK	12,274	-18,641	-527,966	-1,492,693	-30,815	-103,470	-192,517	-157,707	18,541	122,111	720,483	1,650,400
QIBK	69,307	-384,676	-638,722	525,201	0	3,167	12,611	25,650	-69,307	381,509	626,111	-550,851
CBQK	261,083	1,192,035	3,123,984	3,116,810	0	0	722,311	722,311	-261,083	-1,192,035	-3,846,295	-3,839,121
DHBK	434,574	-2,043,929	-2,612,216	4,507,712	256	200,397	443,523	237,084	-434,830	1,843,532	2,168,693	-4,744,796
ABQK	0	0	0	0	0	0	0	0	0	0	0	0
QIIK	-83,816	-16,251	657,955	746,200	0	5,000	-434,613	-438,513	83,816	11,251	-223,342	-307,687
MARK	-835,363	1,339,525	8,126,272	8,577,462	-23,970	-531,152	-1,190,994	-991,498	859,333	-808,373	-6,935,278	-7,585,964
DUBK	418,137	-1,334,263	-2,092,604	11,228,725	-1,666	-9,654	-25,754	-8,630	-416,471	1,343,917	2,118,358	-11,220,095
QFBQ	326,626	869,403	867,220	739,904	0	-6,561	-48,810	-24,154	-326,626	-862,842	-818,410	-715,750
NLCS	866,586	986,381	607,339	-2,318,029	-1,000	58,109	411,369	390,885	-865,586	-1,044,490	-1,018,708	1,927,144
DBIS	-210,691	-148,763	-1,059,207	-756,064	-76,152	-10,132	-7,103	-23,861	286,843	158,895	1,066,310	779,925
QOIS	72,334	141,167	3,866,104	3,497,045	-60,000	-150,906	-337,302	104,583	-12,334	9,739	-3,528,802	-3,601,628
IHGS	-123,778	903,518	1,688,748	1,211,435	0	0	0	0	123,778	-903,518	-1,688,748	-1,211,435
ZHCD	0	-2,200	-30,738	-52,833	0	0	0	0	0	2,200	30,738	52,833
QGMD	-262,028	1,317,553	1,098,241	-1,078,400	83,823	26,886	93,139	52,904	178,205	-1,344,439	-1,191,380	1,025,496
SIIS	888,988	3,849,267	10,159,604	2,240,290	-331,567	-436,913	-1,355,788	-602,624	-557,421	-3,412,354	-8,803,816	-1,637,666
BLDN	262,763	-3,614,990	-8,569,005	-1,049,462	0	-44,349	-529	63,390	-262,763	3,659,339	8,569,534	986,072
MCGS	4,141	120,836	132,052	-406,545	0	0	-27,023	0	-4,141	-120,836	-105,029	406,545
QCFS	0	0	0	10	0	0	0	0	0	0	0	-10
QFLS	156,258	75,656	-210,251	-373,809	-20,000	-18,945	-49,799	-149,096	-136,258	-56,711	271,169	522,905
WDAM	-383,157	-1,110,201	220,740	255,743	0	159,175	93,790	152,175	383,157	951,026	-314,530	-407,918
MCCS	84,854	122,724	489,346	574,771	0	0	0	0	-84,854	-122,724	-489,346	-574,771
MERS	-58,786	-14,447	58,740	150,730	0	242	734	492	58,786	14,205	-59,474	-151,222
MEZA	-25,957	-395,911	-2,192,220	-2,235,425	-6,000	-11,356	-28,884	-99,295	31,957	407,267	2,221,104	2,334,720
QIMD	-200	118,539	337,238	292,727	0	0	0	0	200	-118,539	-337,238	-292,727

									12-Oct			
Company	Qatari				GCC				Foreigners			
	Daily Chg.	Last 5 Sessions Chg.	Last 10 Sessions Chg.	Last 20 Sessions Chg.	Daily Chg.	Last 5 Sessions Chg.	Last 10 Sessions Chg.	Last 20 Sessions Chg.	Daily Chg.	Last 5 Sessions Chg.	Last 10 Sessions Chg.	Last 20 Sessions Chg.
QNCD	184,776	624,872	1,616,973	1,268,848	0	0	0	-1,111	-184,776	-624,872	-1,616,973	-1,267,737
IQCD	-324,945	-704,535	-411,069	-1,078,176	0	3,000	33,902	32,150	324,945	701,535	377,167	1,046,026
QIGD	62,432	-297,104	-856,562	-567,881	0	0	-10,761	-3,459	-62,432	297,104	867,323	571,340
QEWS	-120,001	-58,024	-13,894	-973,114	0	0	0	630	120,001	59,649	27,213	972,484
AHCS	47,329	487,247	1,798,055	1,766,070	0	-4,000	-96,500	-90,775	-47,329	-483,247	-1,701,555	-1,675,295
GISS	-3,105,327	-2,424,692	2,132,652	20,988,805	-11,077	-1,100,492	-2,200,160	-1,271,029	3,116,404	3,525,184	67,508	-19,717,776
MPHC	-1,086,491	-956,603	-272,623	-22,807,496	0	110,477	224,067	141,107	1,086,491	846,126	48,555	22,666,389
IGRD	25,607	3,535,142	6,130,463	1,326,488	0	-16,059	-13,913	36,908	-25,607	-3,519,083	-6,116,550	-1,363,396
QAMC	715,090	6,495,928	13,066,884	7,345,149	-19,000	783,684	1,350,358	640,586	-696,090	-7,279,612	-14,417,242	-7,985,735
QATI	1,013,579	3,110,852	6,863,985	-5,921,816	-1,135,703	-3,560,000	-7,120,000	-3,611,170	122,124	449,148	256,015	9,532,986
DOHI	0	97,151	144,911	80,025	0	0	0	0	0	-97,151	-144,911	-80,025
QGRI	0	35,500	30,857	49,038	0	0	0	0	0	-35,500	-30,857	-49,038
AKHI	-5,711	165,309	-1,153,131	-2,036,245	0	0	60,058	-12,500	5,711	-165,309	1,093,073	2,048,745
QISI	-24,380	12,742	4,537	3,771	0	0	0	0	24,380	-12,742	-4,537	-3,771
BEMA	0	60,925	126,850	7,666	0	0	0	0	0	-60,925	-126,850	-7,666
QLMI	-26,245	-149,727	-355,945	-19,258	0	0	-56,176	-56,176	26,245	149,727	412,121	75,434
UDCD	-1,513,035	-8,329,193	-17,232,206	-10,591,216	128,100	321,738	612,641	424,775	1,384,935	8,007,455	16,619,565	10,166,441
BRES	-723,979	1,367,769	3,881,290	605,100	0	-15,670	-31,340	-16,170	723,979	-1,352,099	-3,849,950	-588,930
ERES	-354,068	1,953,803	4,207,430	2,320,437	0	155,417	373,909	249,081	354,068	-2,109,220	-4,581,339	-2,569,518
MRDS	1,152,394	2,379,720	5,079,950	1,434,618	53,631	125,017	-156,659	237,999	-1,206,025	-2,504,737	-4,923,291	-1,672,617
ORDS	-347,681	1,004,907	2,229,340	2,556,597	-388,828	-724,360	-1,726,970	-900,729	736,509	-280,547	-502,370	-1,655,868
VFQS	-1,008,027	-3,052,855	-6,533,860	-2,754,427	-26,931	7,154	-81,184	23,984	1,034,958	3,045,701	6,615,044	2,730,443
QNNS	-29,239	860,796	1,635,482	-2,411,746	-96,598	-96,598	-213,196	-94,242	125,837	-764,198	-1,422,286	2,505,988
GWCS	-73,404	-452,986	-1,231,576	-1,088,125	0	5,000	11,395	-2,405	73,404	447,986	1,220,181	1,090,530
QGTS	694,212	1,174,451	1,125,995	-612,207	0	5,402	-103,656	-228,777	-694,212	-1,179,853	-1,022,339	840,984

Insider Traders for the last Week

Company	Buy	Sell	Net
BLDN	283,000	0	283,000
QEWS	80,466	16,280	64,186
UDCD	50,000	0	50,000
QNCD	22,000	0	22,000
BRES	10,363	0	10,363
ZHCD	9,391	0	9,391
IGRD	120,000	114,600	5,400
QNNS	119,162	164,825	-45,663
QGTS	0	120,969	-120,969
MHAR	0	139,000	-139,000
GISS	0	697,948	-697,948

Trading values by nationality for the last Week

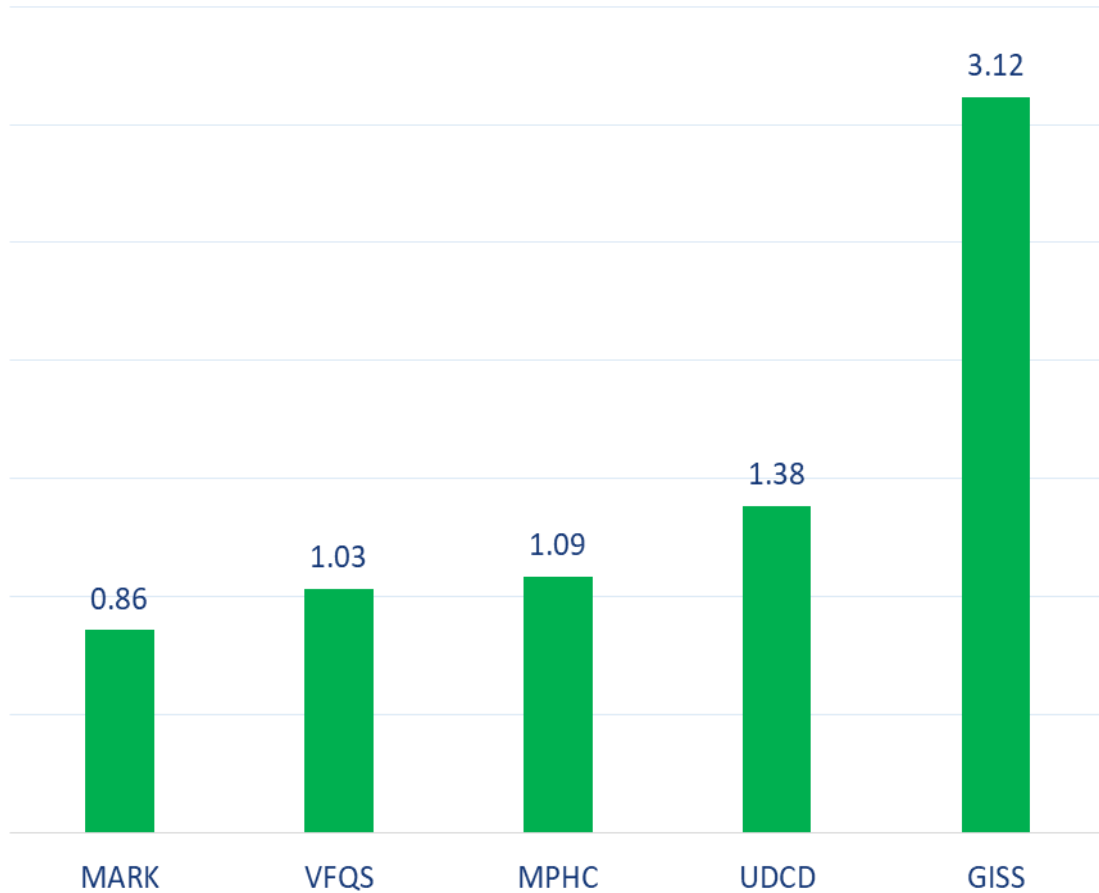
Nationality	Purchasing Value	Selling Value	Difference
Qataris	1,614.13	1,612.01	2.12
GCC	106.65	144.92	-38.27
Arab	244.32	244.78	-0.46
Foreigners	486.96	450.35	36.61
Total	2,452.06	2,452.06	0.00

In million QAR

Trading by nationality for the last Week

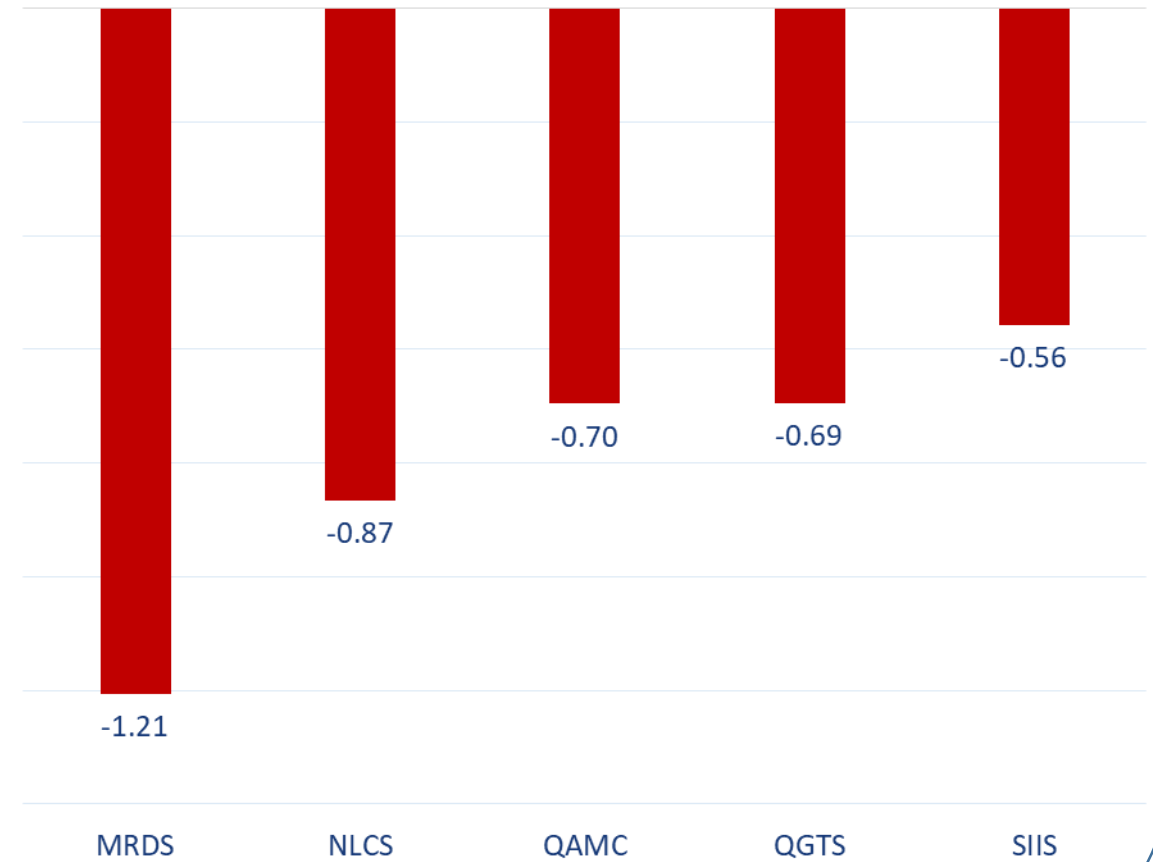
Nationality	Buy %	Sell %	Net
Qataris	65.83%	65.74%	0.09%
GCC	4.35%	5.91%	-1.56%
Arab	9.96%	9.98%	-0.02%
Foreigners	19.86%	18.37%	1.49%

Top 5 Companies bought (net) by **Foreigners** in the last session



In million shares

Top 5 Companies sold (net) by **Foreigners** in the last session



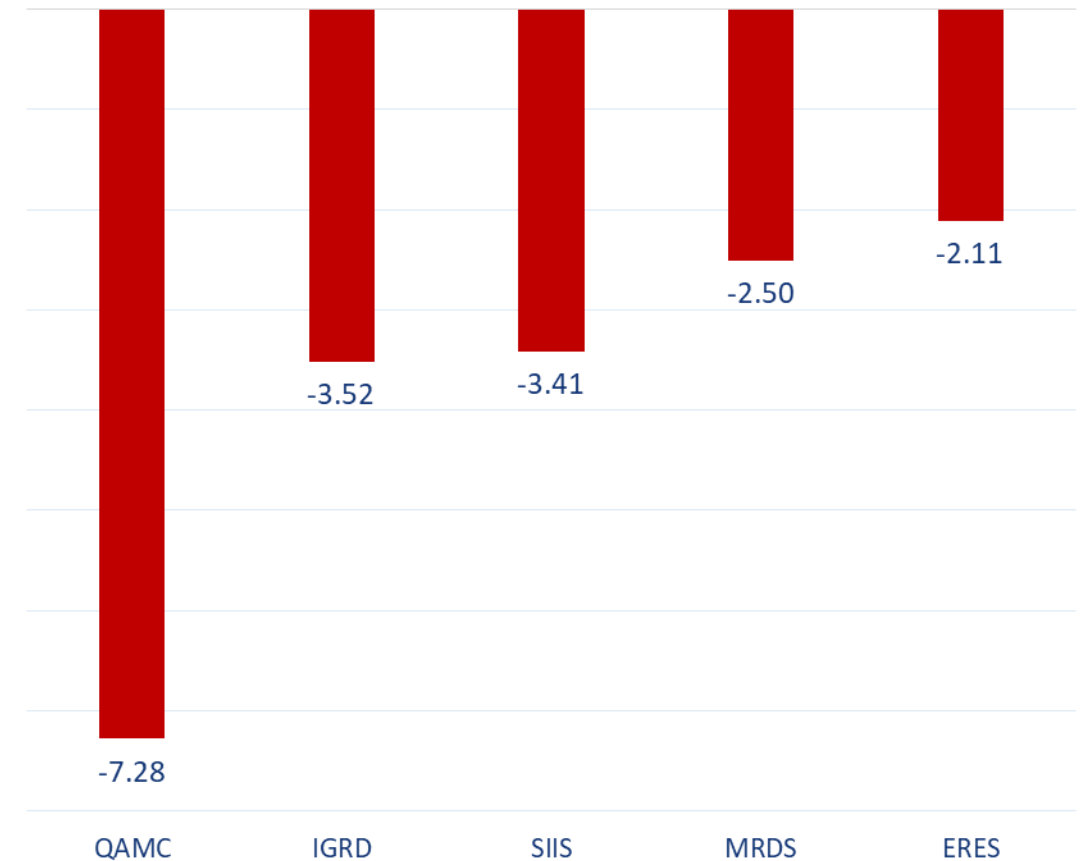
In million shares

Top 5 Companies bought (net) by **Foreigners** over the last week



In million shares

Top 5 Companies sold (net) by **Foreigners** over the last week



In million shares



The figures represent a change in the number of shares.

Daily Change: The net change between 12th and 11th of October trading sessions

Change for the last 5 sessions: The total daily net change for the last 5 sessions.

Change for the last 10 sessions: The total daily net change for the last 10 sessions.

Change for the last 20 sessions: The total daily net change for the last 20 sessions.

DISCLAIMER:

The information contained was obtained from various public sources believed to be reliable, but we do not guarantee its accuracy. Wasata Financial Securities makes no representations or warranties (express or implied) regarding the data and information provided and Wasata Financial Securities does not represent that the information content of this document is complete, or free from any error, not misleading, or fit for any particular purpose. This report document provides general information only. Neither the information nor any opinion expressed constitutes an offer or an invitation to make an offer, to buy or sell any securities or other investment products related to such securities or investments.

This report document contained is subject to change without prior notice. Wasata assumes no responsibility to update the information in this report document.

Prepared by Financial Advisory Department



+974 44498880
ramzi.qasmieh@Wasata.qa