



Daily Report for Ownership Changes

17th of October 2023 Session

									17-Oct			
Company	Qatari				GCC				Foreigners			
	Daily Chg.	Last 5 Sessions Chg.	Last 10 Sessions Chg.	Last 20 Sessions Chg.	Daily Chg.	Last 5 Sessions Chg.	Last 10 Sessions Chg.	Last 20 Sessions Chg.	Daily Chg.	Last 5 Sessions Chg.	Last 10 Sessions Chg.	Last 20 Sessions Chg.
QNBK	369,443	-2,044,739	-625,351	-2,022,633	0	-123,939	-89,047	-113,164	-369,443	2,168,678	714,398	2,135,797
QIBK	73,337	253,460	232,723	1,020,113	0	626	5,240	29,148	-73,337	-254,086	-237,963	-1,049,261
CBQK	400,158	1,992,261	2,859,126	4,394,681	0	0	625,736	722,311	-400,158	-1,992,261	-3,484,862	-5,116,992
DHBK	-7,223	98,089	-759,258	2,463,029	3,200	-239,334	49,193	138,151	4,023	141,245	710,065	-2,601,180
ABQK	0	0	0	0	0	0	0	0	0	0	0	0
QIIK	-42,280	-120,710	623,454	514,517	0	5,000	-439,613	-438,513	42,280	115,710	-183,841	-76,004
MARK	-1,925,652	-4,892,239	-61,111	6,402,989	-33,405	-109,774	-739,072	-803,151	1,959,057	5,002,013	800,183	-5,599,838
DUBK	-332,699	-2,075,885	-1,814,000	4,727,154	335	-6,831	-11,265	51	332,364	2,082,716	1,825,265	-4,727,205
QFBQ	84,885	-43,677	431,847	153,776	-65,500	-8,500	-15,061	-13,665	-19,385	52,177	-416,786	-140,111
NLCS	-294,846	3,003,548	4,267,608	2,372,638	276,559	354,484	491,338	670,744	18,287	-3,358,032	-4,758,946	-3,043,382
DBIS	282,895	935,678	-230,781	61,369	10,964	24,413	39,175	12,175	-293,859	-960,091	191,606	-73,544
QOIS	-1,171,749	-973,401	2,546,672	1,941,056	0	-148,567	-208,195	62,362	1,171,749	1,121,968	-2,338,477	-2,003,418
IHGS	115,734	-273,534	1,043,474	1,080,270	0	0	0	0	-115,734	273,534	-1,043,474	-1,080,270
ZHCD	30	13,930	-14,495	-24,123	0	0	0	0	-30	-13,930	14,495	24,123
QGMD	-355,516	-292,157	-1,071,595	-323,152	0	-20,614	38,687	-76,973	355,516	312,771	1,032,908	400,125
SIIS	-268,767	3,384,944	4,115,357	4,985,299	2,423	-575,850	-987,647	-1,348,372	266,344	-2,809,094	-3,127,710	-3,636,927
BLDN	-524,349	50,531	-3,545,363	-2,072,606	20,000	0	-19,939	20,612	504,349	-50,531	3,565,302	2,051,994
MCGS	13,125	-58,162	63,180	-348,152	0	0	0	-27,023	-13,125	58,162	-63,180	375,175
QCFS	0	0	0	0	0	0	0	0	0	0	0	0
QFLS	-93,851	-84,795	-193,166	-564,927	500	-19,500	-30,354	-148,615	93,351	104,295	223,520	713,542
WDAM	-139,141	-772,479	1,612,246	-555,386	0	-66,845	50,262	-72,936	139,141	839,324	-1,662,508	628,322
MCCS	154,276	141,310	329,330	656,623	0	0	0	0	-154,276	-141,310	-329,330	-656,623
MERS	-11,752	-31,086	55,076	161,263	0	0	492	492	11,697	31,086	-53,785	-161,755
MEZA	-596,191	174,041	-1,270,567	-1,810,952	0	-3,113	-14,387	-13,527	596,191	-170,928	1,284,954	1,824,479
QIMD	26,922	276,920	417,411	583,986	0	-200,200	-200,200	-200,200	-26,922	-76,720	-217,211	-383,786

									17-Oct			
Company	Qatari				GCC				Foreigners			
	Daily Chg.	Last 5 Sessions Chg.	Last 10 Sessions Chg.	Last 20 Sessions Chg.	Daily Chg.	Last 5 Sessions Chg.	Last 10 Sessions Chg.	Last 20 Sessions Chg.	Daily Chg.	Last 5 Sessions Chg.	Last 10 Sessions Chg.	Last 20 Sessions Chg.
QNCD	-39,542	144,914	808,885	1,098,709	0	0	0	-1,111	39,542	-144,914	-799,628	-1,097,598
IQCD	-847,530	-1,801,065	-1,348,861	-1,105,226	-39,000	-62,330	-32,928	-31,628	886,530	1,863,395	1,381,789	1,136,854
QIGD	-187,229	-125,191	-653,181	-1,073,857	0	0	0	-3,459	187,229	125,191	653,181	1,077,316
QEWS	-68,476	-223,012	-270,961	-1,137,073	0	0	0	630	68,476	223,012	270,961	1,136,443
AHCS	114,994	440,026	1,467,180	1,996,246	0	0	-92,500	-90,775	-114,994	-440,026	-1,374,680	-1,905,471
GISS	-512,272	-6,607,635	-591,422	17,866,435	-4,162	23,506	-1,179,289	-1,160,012	516,434	6,584,129	1,770,711	-16,706,423
MPHC	-963,536	-2,855,151	611,909	1,596,449	0	23,856	115,898	107,676	963,536	2,831,295	-727,807	-1,704,125
IGRD	529,491	-235,264	2,988,652	342,024	0	38,462	2,146	36,908	-529,491	196,802	-2,990,798	-378,932
QAMC	996,698	1,866,873	9,189,515	9,244,496	-3,000	1,112,000	717,964	520,638	-993,698	-2,978,873	-9,907,479	-9,765,134
QATI	4,329	1,615,426	3,817,931	-4,810,972	0	-1,860,000	-3,560,000	-3,611,170	-4,329	244,574	-257,931	8,422,142
DOHI	0	0	107,151	69,975	0	0	0	0	0	0	-107,151	-69,975
QGRI	0	0	35,079	45,545	0	0	0	0	0	0	-35,079	-45,545
AKHI	-66,421	97,942	-510,644	-2,018,006	0	-24,201	21,720	23,197	66,421	-73,741	488,924	1,994,809
QISI	0	-6,825	-8,205	-10,438	0	0	0	0	0	6,825	8,205	10,438
BEMA	1,000	1,925	66,925	15,382	0	0	0	0	-1,000	-1,925	-66,925	-15,382
QLMI	2,000	-18,245	-147,643	15,796	0	0	-1,000	-56,176	-2,000	18,245	148,643	40,380
UDCD	-232,262	-4,555,552	-10,263,536	-10,806,420	50,000	152,858	306,838	440,775	182,262	4,402,694	9,956,698	10,365,645
BRES	337,637	1,051,627	2,897,347	1,162,007	0	0	-15,670	-16,170	-337,637	-1,051,627	-2,881,677	-1,145,837
ERES	-305,626	-1,258,242	-362,666	967,485	0	178,405	217,830	-5,107	305,626	1,079,837	144,836	-962,378
MRDS	-882,184	-528,032	740,396	2,407,239	90,656	102,862	-158,250	792,736	791,528	425,170	-582,146	-3,199,975
ORDS	233,367	-243,941	1,451,608	2,319,567	0	-384,978	-719,910	-896,879	-233,367	628,919	-731,698	-1,422,688
VFQS	-98,522	-3,296,665	-5,155,977	-8,693,946	8,710	15,864	-79,628	-80,800	89,812	3,280,801	5,235,605	8,774,746
QNNS	230,791	282,681	1,090,869	-351,229	0	-150,000	-170,000	-169,521	-230,791	-132,681	-920,869	520,750
GWCS	-1,340	-442,207	-626,038	-1,330,377	0	0	5,000	-2,425	1,340	442,207	621,038	1,332,802
QGTS	1,326,881	2,336,064	508,253	522,798	683	676	-95,382	-212,566	-1,327,564	-2,336,740	-412,871	-310,232

Trading values by nationality for the last Session

Nationality	Purchasing Value	Selling Value	Difference
Qataris	215.62	221.97	-6.35
GCC	8.03	45.42	-37.39
Arab	31.80	31.94	-0.14
Foreigners	123.65	79.77	43.88
Total	379.10	379.10	0.00

In million QAR

Trading by nationality for the last Session

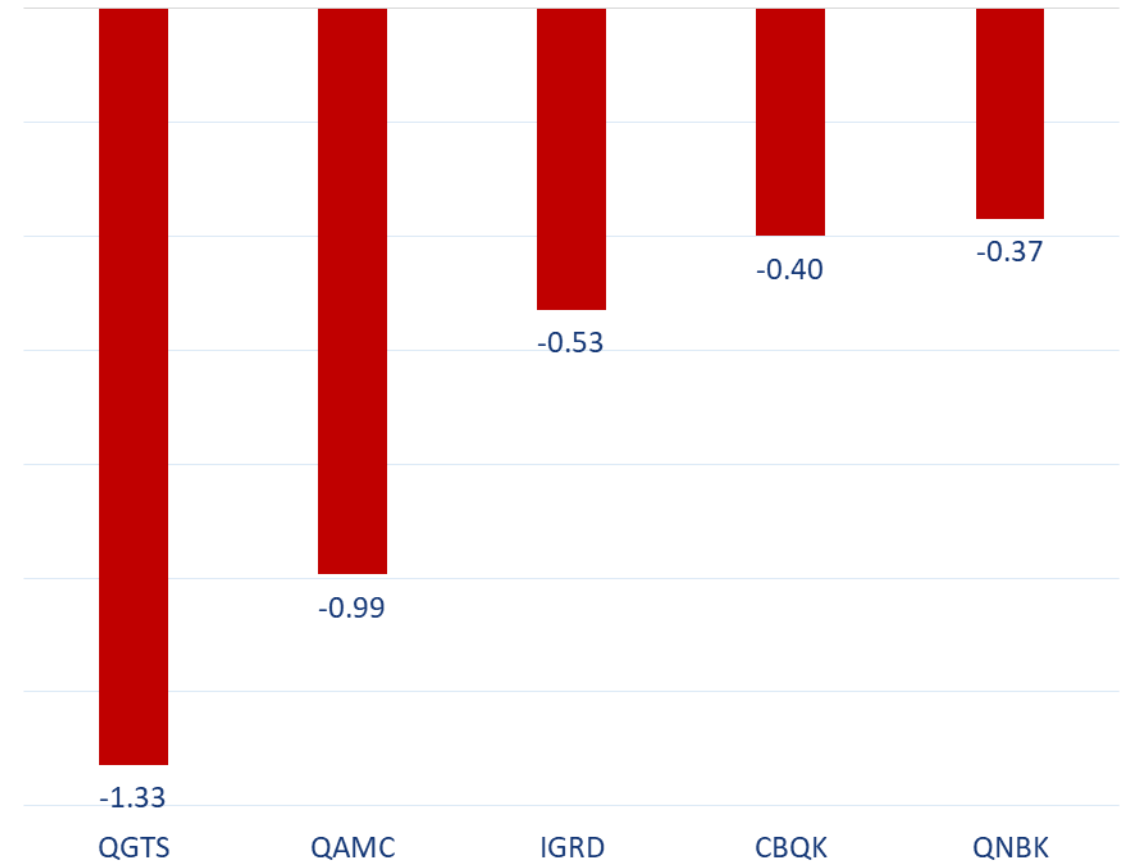
Nationality	Buy %	Sell %	Net
Qataris	56.88%	58.55%	-1.67%
GCC	2.12%	11.98%	-9.87%
Arab	8.39%	8.43%	-0.04%
Foreigners	32.62%	21.04%	11.57%

Top 5 Companies bought (net) by **Foreigners** in the last session



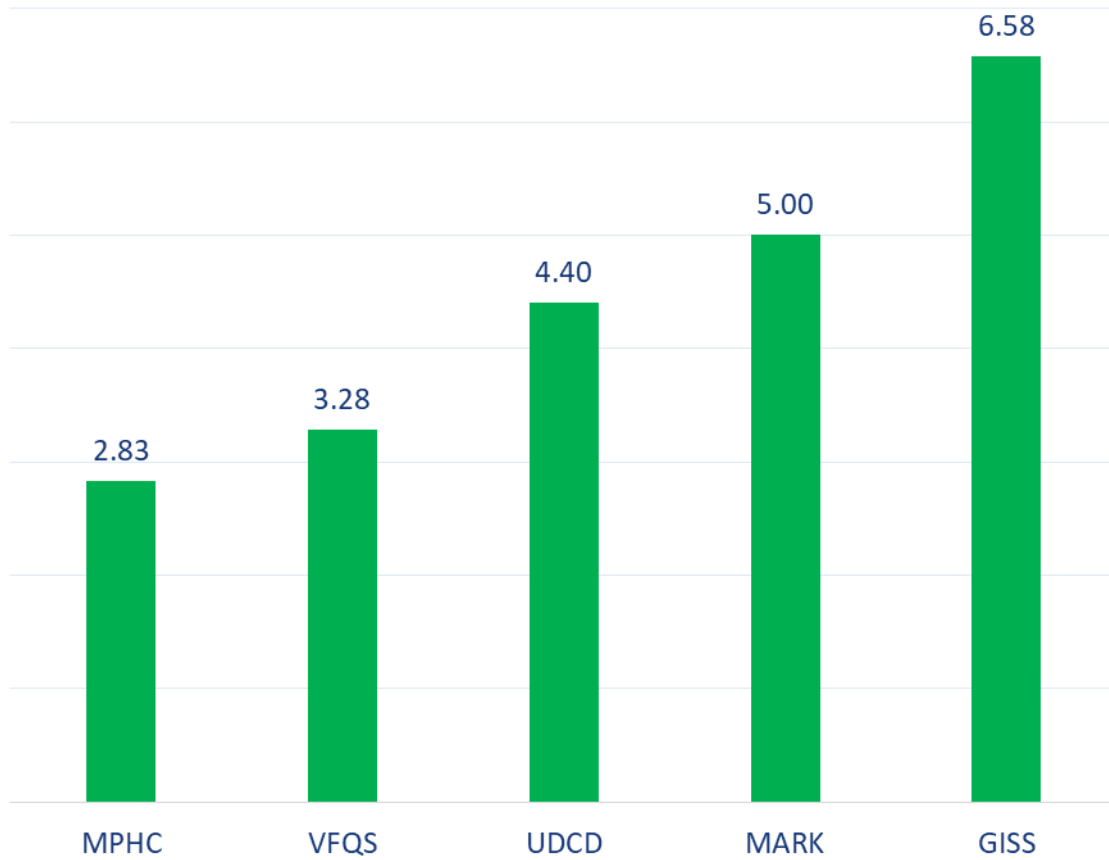
In million shares

Top 5 Companies sold (net) by **Foreigners** in the last session



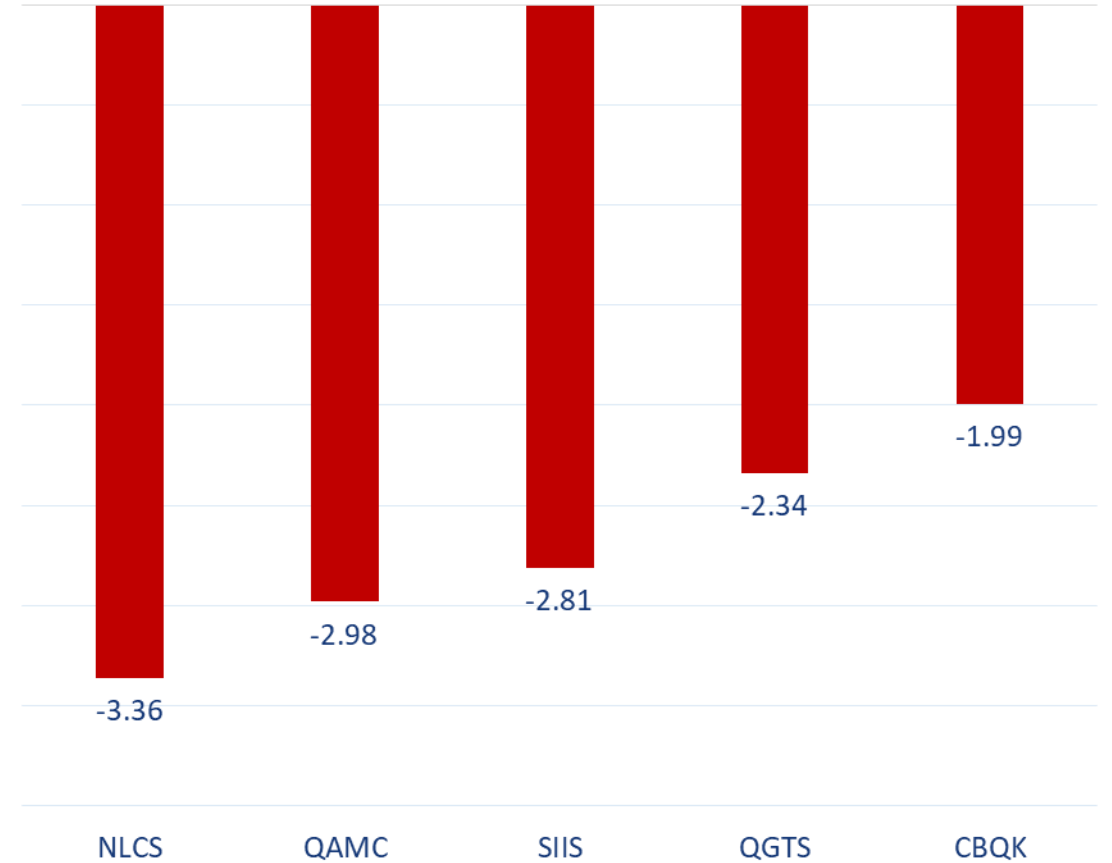
In million shares

Top 5 Companies bought (net) by **Foreigners** over the last week



In million shares

Top 5 Companies sold (net) by **Foreigners** over the last week



In million shares



The figures represent a change in the number of shares.

Daily Change: The net change between 17th and 16th of October and

Change for the last 5 sessions: The total daily net change for the last 5 sessions.

Change for the last 10 sessions: The total daily net change for the last 10 sessions.

Change for the last 20 sessions: The total daily net change for the last 20 sessions.

DISCLAIMER:

The information contained was obtained from various public sources believed to be reliable, but we do not guarantee its accuracy. Wasata Financial Securities makes no representations or warranties (express or implied) regarding the data and information provided and Wasata Financial Securities does not represent that the information content of this document is complete, or free from any error, not misleading, or fit for any particular purpose. This report document provides general information only. Neither the information nor any opinion expressed constitutes an offer or an invitation to make an offer, to buy or sell any securities or other investment products related to such securities or investments.

This report document contained is subject to change without prior notice. Wasata assumes no responsibility to update the information in this report document.

Prepared by Financial Advisory Department



+974 44498880
ramzi.qasmieh@Wasata.qa