



## Daily Report for Ownership Changes

22<sup>nd</sup> of October 2023 Session

									22-Oct			
company	Qatari				GCC				Foreigners			
	Daily Chg.	Last 5 Sessions Chg.	Last 10 Sessions Chg.	Last 20 Sessions Chg.	Daily Chg.	Last 5 Sessions Chg.	Last 10 Sessions Chg.	Last 20 Sessions Chg.	Daily Chg.	Last 5 Sessions Chg.	Last 10 Sessions Chg.	Last 20 Sessions Chg.
QNBK	218,350	98,088	55,384	-1,595,321	6,747	-231,461	-334,931	-345,372	-225,097	133,373	279,547	1,940,693
QIBK	-77,989	665,716	699,565	969,607	0	-15,371	-12,228	6,104	77,989	-650,345	-687,337	-975,711
CBQK	699,298	1,082,666	2,680,697	4,390,387	0	0	0	722,311	-699,298	-1,082,666	-2,680,697	-5,112,698
DHBK	1,902,398	-3,189,989	-5,419,653	-2,486,075	168,330	261,820	459,794	480,523	-2,070,728	2,928,169	4,959,859	2,005,552
ABQK	0	0	0	0	0	0	0	0	0	0	0	0
QIIK	17,710	113,369	51,361	478,210	5,000	10,000	15,000	-428,613	-22,710	-123,369	-66,361	-49,597
MARK	2,714,159	719,114	1,838,694	9,457,611	-17,429	-79,420	-640,161	-804,831	-2,696,730	-639,694	-1,198,533	-8,652,780
DUBK	-57,935	-960,334	-2,686,248	3,233,586	0	-2,330	-11,984	-26,110	57,935	962,664	2,698,232	-3,207,476
QFBQ	371,893	992,219	1,783,689	1,633,426	2,200	-91,420	-31,981	-99,269	-374,093	-900,799	-1,751,708	-1,534,157
NLCS	526,542	3,483,685	5,030,475	4,024,748	0	459,123	377,196	713,347	-526,542	-3,942,808	-5,407,671	-4,738,095
DBIS	264,584	1,072,257	942,909	11,520	-27,793	9,393	-4,129	-2,968	-236,791	-1,081,650	-938,780	-8,552
QOIS	1,771,097	676,544	1,359,031	3,829,083	-482,880	-223,789	-676,991	-421,384	-1,288,217	-452,755	-682,040	-3,407,699
IHGS	50,347	481,434	1,349,184	1,265,422	0	0	0	0	-50,347	-481,434	-1,349,184	-1,265,422
ZHCD	0	13,231	11,730	-9,122	0	0	0	0	0	-13,231	-11,730	9,122
QGMD	378,651	-363,695	637,521	376,787	0	-135,341	-125,487	-188,665	-378,651	499,036	-512,034	-188,122
SIIS	-508,992	-214,885	3,778,044	5,656,897	-84,430	-343,434	-780,347	-1,602,679	593,422	558,319	-2,997,697	-4,054,218
BLDN	-1,097,787	357,988	-2,578,366	-1,851,735	500,000	605,000	520,651	550,097	597,787	-962,988	2,057,715	1,301,638
MCGS	39,178	181,024	282,169	198,232	0	0	0	-27,023	-39,178	-181,024	-282,169	-171,209
QCFS	0	0	0	0	0	0	0	0	0	0	0	0
QFLS	-18,609	-202,255	-128,301	-897,416	0	500	-18,445	-148,975	18,609	201,755	146,746	1,046,391
WDAM	-498,707	398,533	-782,126	875,568	-10,752	-154,890	4,285	-133,867	509,459	-243,643	777,841	-741,701
MCCS	-5,490	154,939	336,561	770,008	-1,289	-1,289	-1,289	-1,289	6,779	-153,650	-335,272	-768,719
MERS	-13,532	60,552	47,096	162,175	0	0	242	492	13,532	-60,552	-47,338	-162,667
MEZA	-123,132	-2,036,662	-2,125,283	-3,668,231	0	-4,000	-15,356	-23,528	123,132	2,040,662	2,140,639	3,691,759
QIMD	0	254,457	408,051	576,896	0	-200,000	-200,200	-200,200	0	-54,457	-207,851	-376,696

company									22-Oct			
	Qatari				GCC				Foreigners			
	Daily Chg.	Last 5 Sessions Chg.	Last 10 Sessions Chg.	Last 20 Sessions Chg.	Daily Chg.	Last 5 Sessions Chg.	Last 10 Sessions Chg.	Last 20 Sessions Chg.	Daily Chg.	Last 5 Sessions Chg.	Last 10 Sessions Chg.	Last 20 Sessions Chg.
QNCD	2,417	85,680	695,287	1,086,033	0	0	0	-1,111	-2,417	-85,680	-695,287	-1,084,922
IQCD	382,308	-396,860	-1,619,242	453,754	0	-63,630	-60,630	-43,037	-382,308	460,490	1,679,872	-410,717
QIGD	103,605	-899,377	-1,179,721	-1,564,586	0	0	0	-3,459	-103,605	899,377	1,179,721	1,568,045
QEWS	106,294	-228,767	-276,345	-677,010	0	0	0	-5,370	-106,294	228,767	271,721	682,380
AHCS	817,347	1,284,860	1,801,698	2,874,797	-8,000	-8,000	-12,000	-98,775	-809,347	-1,276,860	-1,789,698	-2,776,022
GISS	519,127	-4,276,029	-6,804,430	201,606	0	-62,462	-1,155,124	-1,193,383	-519,127	4,338,491	7,959,554	991,777
MPHC	341,446	185,575	-686,730	2,379,825	37,671	37,572	155,770	150,937	-379,117	-223,147	530,960	-2,530,762
IGRD	-70,245	-148,345	4,161,568	1,274,204	0	0	-16,059	9,083	70,245	148,345	-4,145,509	-1,283,287
QAMC	1,721,102	5,396,423	11,595,277	11,288,795	220,707	168,707	936,791	698,220	-1,941,809	-5,565,130	-12,532,068	-11,987,015
QATI	158,166	341,528	3,535,180	5,212,906	-50,000	-50,000	-3,610,000	-3,661,170	-108,166	-291,528	74,820	-1,551,736
DOHI	7,108	5,283	102,434	54,006	0	0	0	0	-7,108	-5,283	-102,434	-54,006
QGRI	0	0	35,500	29,608	0	0	0	0	0	0	-35,500	-29,608
AKHI	106,118	46,733	369,960	-2,352,520	0	0	-24,201	23,197	-106,118	-46,733	-345,759	2,329,323
QISI	1,001	-920	11,822	-9,091	0	0	0	0	-1,001	920	-11,822	9,091
BEMA	0	1,000	61,925	17,753	0	0	0	0	0	-1,000	-61,925	-17,753
QLMI	4,900	53,520	-96,207	73,217	0	0	0	-56,176	-4,900	-53,520	96,207	-17,041
UDCD	530,461	-1,434,952	-8,843,530	-11,280,841	160,412	323,968	611,706	714,743	-690,873	1,110,984	8,231,824	10,566,098
BRES	213,574	451,591	1,771,876	2,053,793	0	30,000	14,330	13,830	-213,574	-481,591	-1,786,206	-2,067,623
ERES	966,825	1,548,454	2,690,811	2,961,570	-155,505	-167,199	-11,782	-171,806	-811,320	-1,381,255	-2,679,029	-2,789,764
MRDS	361,244	22,069	1,867,673	2,370,168	-3,272	325,070	495,087	1,249,856	-357,972	-347,139	-2,362,760	-3,620,024
ORDS	94,463	9,826	1,237,560	2,518,255	300	300	-720,210	-853,579	-94,763	-10,126	-517,350	-1,664,676
VFQS	-1,498,049	-6,673,308	-10,213,711	-12,967,946	0	2,702	9,856	-77,636	1,498,049	6,670,606	10,203,855	13,045,582
QNNS	229,168	497,326	1,466,531	622,343	250	-53,152	-149,750	-159,271	-229,418	-444,174	-1,316,781	-463,072
GWCS	182,213	164,968	-310,933	-979,297	0	0	5,000	6,395	-182,213	-164,968	305,933	972,902
QGTS	1,028,283	6,859,118	7,742,601	5,167,523	-50,000	250,806	256,411	91,741	-978,283	-7,109,924	-7,999,012	-5,259,264

## Trading values by nationality for the last Session

Nationality	Purchasing Value	Selling Value	Difference
Qataris	375.68	349.51	26.18
GCC	8.95	30.47	-21.52
Arab	64.37	69.40	-5.03
Foreigners	42.37	42.00	0.37
Total	491.37	491.38	0.00

In million QAR

## Trading by nationality for the last Session

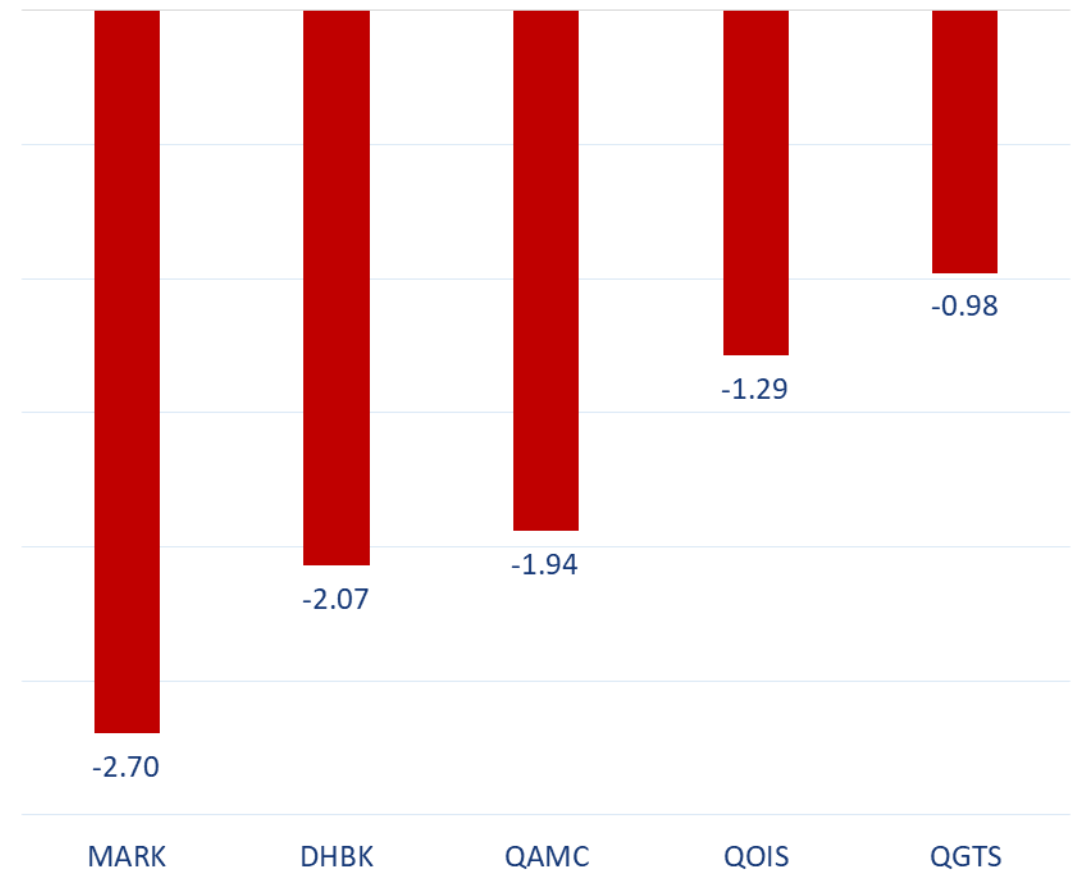
Nationality	Buy %	Sell %	Net
Qataris	76.46%	71.13%	5.33%
GCC	1.82%	6.20%	-4.38%
Arab	13.10%	14.12%	-1.02%
Foreigners	24.58%	21.95%	2.64%

Top 5 Companies bought (net) by **Foreigners** in the last session



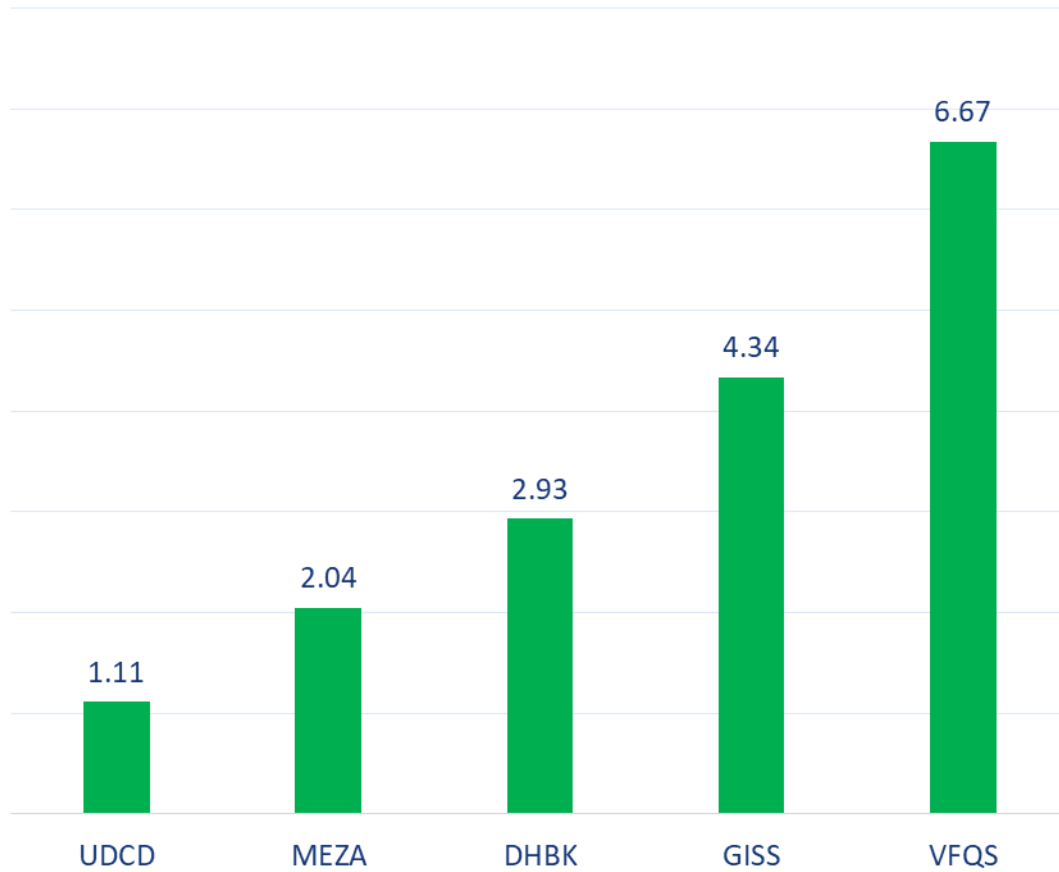
In million shares

Top 5 Companies sold (net) by **Foreigners** in the last session



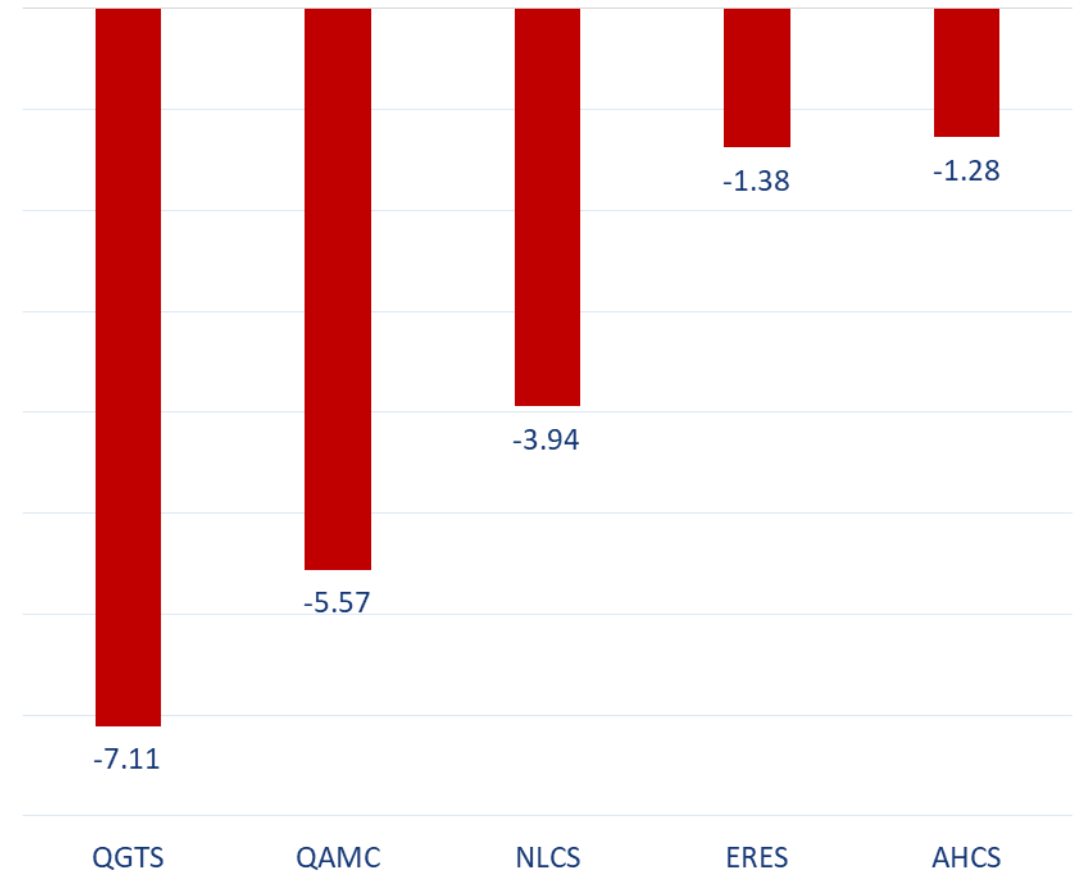
In million shares

Top 5 Companies bought (net) by **Foreigners** over the last week



In million shares

Top 5 Companies sold (net) by **Foreigners** over the last week



In million shares



The figures represent a change in the number of shares.

Daily Change: The net change between 22<sup>nd</sup> and 19<sup>th</sup> of October and

Change for the last 5 sessions: The total daily net change for the last 5 sessions.

Change for the last 10 sessions: The total daily net change for the last 10 sessions.

Change for the last 20 sessions: The total daily net change for the last 20 sessions.

## **DISCLAIMER:**

The information contained was obtained from various public sources believed to be reliable, but we do not guarantee its accuracy. Wasata Financial Securities makes no representations or warranties (express or implied) regarding the data and information provided and Wasata Financial Securities does not represent that the information content of this document is complete, or free from any error, not misleading, or fit for any particular purpose. This report document provides general information only. Neither the information nor any opinion expressed constitutes an offer or an invitation to make an offer, to buy or sell any securities or other investment products related to such securities or investments.

This report document contained is subject to change without prior notice. Wasata assumes no responsibility to update the information in this report document.





Prepared by Financial Advisory Department

  
للأوراق المالية  
FINANCIAL SECURITIES

+974 44498880

[ramzi.qasmieh@Wasata.qa](mailto:ramzi.qasmieh@Wasata.qa)