



Daily Report for Ownership Changes

23rd of October 2023 Session

									23-Oct			
company	Qatari				GCC				Foreigners			
	Daily Chg.	Last 5 Sessions Chg.	Last 10 Sessions Chg.	Last 20 Sessions Chg.	Daily Chg.	Last 5 Sessions Chg.	Last 10 Sessions Chg.	Last 20 Sessions Chg.	Daily Chg.	Last 5 Sessions Chg.	Last 10 Sessions Chg.	Last 20 Sessions Chg.
QNBK	-184,793	295,028	-164,860	-1,328,840	-50	-231,511	-334,981	-315,422	184,843	-63,517	499,841	1,644,262
QIBK	43,215	464,348	823,920	791,232	0	-16,021	-12,228	-344	-43,215	-448,327	-811,692	-790,888
CBQK	-22,338	605,327	2,547,391	4,233,649	0	0	0	722,311	22,338	-605,327	-2,547,391	-4,955,960
DHBK	244,521	-3,053,212	-5,130,906	-2,543,299	0	361,530	512,493	490,523	-244,521	2,691,682	4,618,413	2,052,776
ABQK	-123	-123	-123	-123	123	123	123	123	0	0	0	0
QIIK	94,217	211,470	234,153	571,149	0	10,000	15,000	-428,613	-94,217	-221,470	-249,153	-142,536
MARK	149,960	3,642,623	1,795,980	8,779,040	-26,790	-90,950	-686,741	-828,361	-123,170	-3,551,673	-1,109,239	-7,950,679
DUBK	647,027	50,139	-1,856,672	2,643,128	0	-2,330	-12,984	-26,110	-647,027	-47,809	1,869,656	-2,617,018
QFBQ	110,029	1,269,301	1,784,516	1,617,640	0	-71,420	-45,117	-99,269	-110,029	-1,197,881	-1,739,399	-1,518,371
NLCS	518,916	1,215,833	5,185,930	4,098,060	-59,999	259,163	400,726	653,348	-458,917	-1,474,996	-5,586,656	-4,751,408
DBIS	-15,041	639,859	1,193,277	56,119	0	-4,179	2,270	5,032	15,041	-635,680	-1,195,547	-61,151
QOIS	-413,272	464,126	795,700	464,070	-16,000	-497,518	-738,520	-433,573	429,272	33,392	-57,180	-30,497
IHGS	-100,861	234,267	1,277,049	1,198,150	0	0	0	0	100,861	-234,267	-1,277,049	-1,198,150
ZHCD	0	30	12,530	-9,122	0	0	0	0	0	-30	-12,530	9,122
QGMD	-694,199	-1,080,685	-451,594	-913,196	13,067	-122,274	-112,420	-175,598	681,132	1,202,959	564,014	1,088,794
SIIS	1,430,593	669,918	3,630,946	7,666,417	17,544	-225,961	-752,803	-1,588,617	-1,448,137	-443,957	-2,878,143	-6,077,800
BLDN	295,942	-529,770	-877,312	-1,417,794	0	605,000	400,815	601,579	-295,942	-75,230	476,497	816,215
MCGS	-20,172	204,713	275,669	84,554	0	0	0	-27,023	20,172	-204,713	-275,669	-57,531
QCFS	0	0	0	0	0	0	0	0	0	0	0	0
QFLS	34,671	-133,435	-80,416	-977,778	0	500	-18,745	-148,975	-34,671	132,935	99,161	1,126,753
WDAM	-509,689	-250,600	-1,664,597	159,468	160,749	5,859	136,334	26,882	348,940	244,741	1,528,263	-186,350
MCCS	50,777	257,033	322,162	750,710	0	-1,289	-1,289	-1,289	-50,777	-255,744	-320,873	-749,421
MERS	-39,916	-10,930	17,506	113,799	0	0	-808	492	39,916	10,930	-16,698	-114,291
MEZA	-263,267	-2,736,397	-1,882,884	-3,916,909	0	-4,000	-18,356	-23,528	263,267	2,740,397	1,901,240	3,940,437
QIMD	-1,719	37,793	396,332	564,995	0	0	-200,200	-200,200	1,719	-37,793	-196,132	-364,795

									23-Oct			
company	Qatari				GCC				Foreigners			
	Daily Chg.	Last 5 Sessions Chg.	Last 10 Sessions Chg.	Last 20 Sessions Chg.	Daily Chg.	Last 5 Sessions Chg.	Last 10 Sessions Chg.	Last 20 Sessions Chg.	Daily Chg.	Last 5 Sessions Chg.	Last 10 Sessions Chg.	Last 20 Sessions Chg.
QNCD	129,549	230,003	660,536	1,214,403	0	0	0	0	-129,549	-230,003	-660,536	-1,214,403
IQCD	183,487	-202,935	-1,622,680	506,538	0	-38,800	-62,130	-26,728	-183,487	241,735	1,684,810	-479,810
QIGD	-107,414	-958,747	-1,237,107	-1,592,563	0	0	0	-3,459	107,414	958,747	1,237,107	1,596,022
QEWS	26,009	-49,900	-232,780	-651,660	0	0	0	0	-26,009	49,900	232,780	651,660
AHCS	0	1,066,748	1,583,527	2,862,056	0	-8,000	-12,000	-98,775	0	-1,058,748	-1,571,527	-2,763,281
GISS	-521,321	-2,106,318	-6,524,890	1,131,879	31,000	-53,462	-1,023,756	-1,152,383	490,321	2,159,780	7,548,646	20,504
MPHC	1,169,080	1,351,208	464,458	2,309,179	-16,000	21,671	139,770	134,937	-1,153,080	-1,372,879	-604,228	-2,444,116
IGRD	54,820	1,303,422	3,724,070	1,255,895	6,142	6,142	5,738	15,225	-60,962	-1,309,564	-3,729,808	-1,271,120
QAMC	1,950,266	6,402,286	13,515,393	17,500,706	2,721	221,428	938,512	754,241	-1,952,987	-6,623,714	-14,453,905	-18,254,947
QATI	165,697	413,767	3,653,160	5,250,940	0	-50,000	-3,610,000	-3,661,170	-165,697	-363,767	-43,160	-1,589,770
DOHI	0	5,283	79,168	53,043	0	0	0	0	0	-5,283	-79,168	-53,043
QGRI	0	0	35,500	16,357	0	0	0	0	0	0	-35,500	-16,357
AKHI	38,269	160,219	447,031	-1,920,869	0	0	-24,201	37,157	-38,269	-160,219	-422,830	1,883,712
QISI	0	-920	12,203	-9,091	0	0	0	0	0	920	-12,203	9,091
BEMA	2,400	3,400	64,325	20,153	0	0	0	0	-2,400	-3,400	-64,325	-20,153
QLMI	-1,000	51,520	-4,708	19,417	0	0	0	-56,176	1,000	-51,520	4,708	36,759
UDCD	-147,246	-813,717	-6,632,633	-11,095,813	-24,783	299,185	585,023	689,960	172,029	514,532	6,047,610	10,405,853
BRES	78,160	448,296	1,682,920	2,996,036	0	30,000	30,000	14,330	-78,161	-478,296	-1,712,920	-3,010,366
ERES	-531,037	1,175,507	753,279	2,057,254	0	-167,199	-18,794	56,412	531,037	-1,008,308	-734,485	-2,113,666
MRDS	274,689	819,156	920,080	2,296,631	-270,494	127,282	166,289	666,019	-4,195	-946,438	-1,086,369	-2,962,650
ORDS	-68,718	226,987	1,065,846	2,383,808	-150,237	-149,937	-870,447	-1,004,313	218,955	-77,050	-195,399	-1,379,495
VFQS	500,748	-5,084,759	-8,769,591	-12,473,634	-32,203	-29,501	-22,347	-117,839	-468,545	5,114,260	8,791,938	12,591,473
QNNS	203,378	687,034	1,431,589	967,198	0	250	-149,750	-161,084	-203,378	-687,284	-1,281,839	-806,114
GWCS	-92,593	110,404	-398,230	-1,129,582	0	0	0	6,395	92,593	-110,404	398,230	1,123,187
QGTS	48,183	6,859,549	7,540,827	5,446,307	9,000	260,016	265,411	148,101	-57,183	-7,119,565	-7,806,238	-5,594,408

Trading values by nationality for the last Session

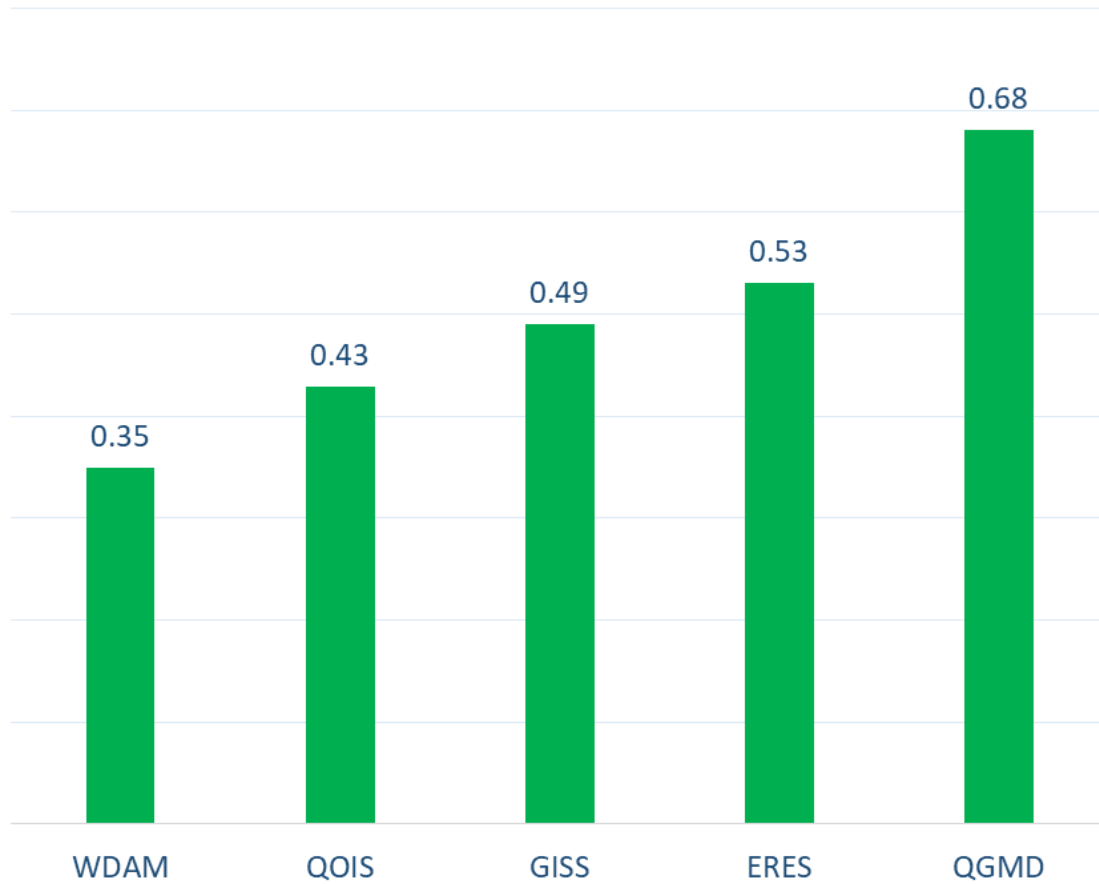
Nationality	Purchasing Value	Selling Value	Difference
Qataris	241.27	232.26	9.01
GCC	12.79	8.86	3.94
Arab	42.55	41.97	0.58
Foreigners	76.94	90.47	-13.53
Total	373.56	373.56	0.00

In million QAR

Trading by nationality for the last Session

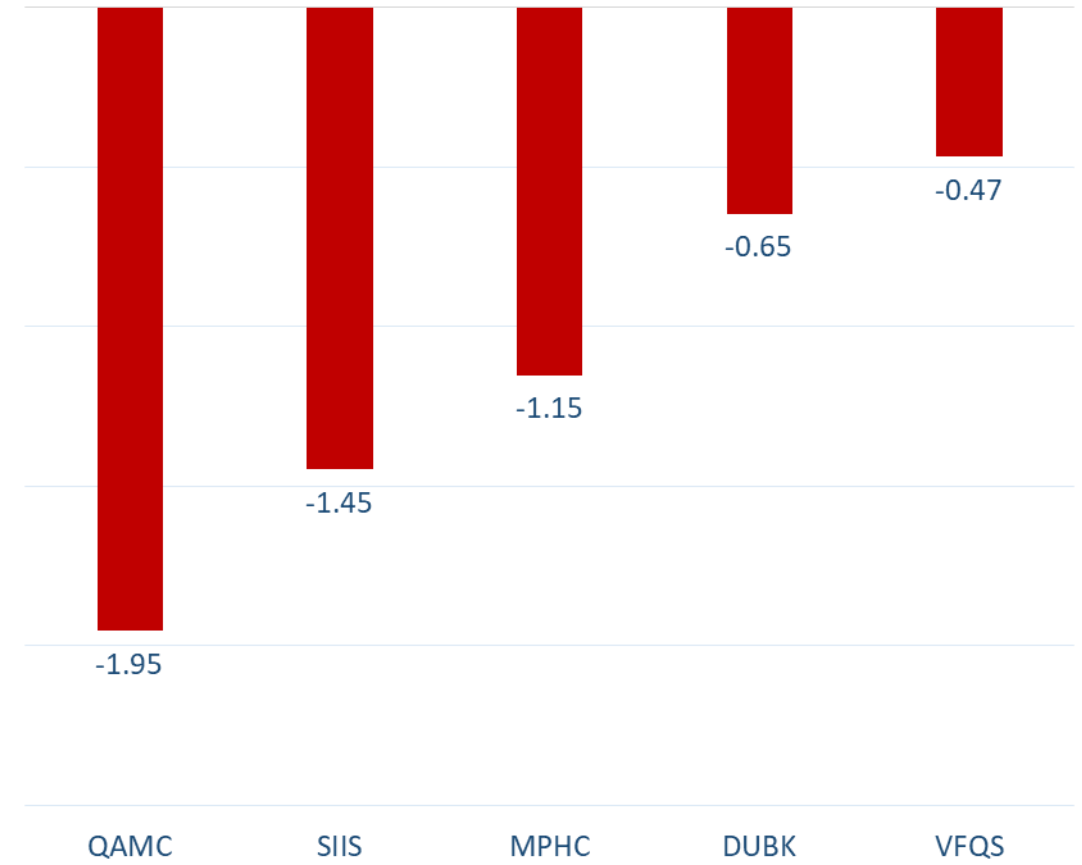
Nationality	Buy %	Sell %	Net
Qataris	64.59%	62.18%	2.41%
GCC	3.42%	2.37%	1.05%
Arab	11.39%	11.24%	0.16%
Foreigners	24.58%	21.95%	2.64%

Top 5 Companies bought (net) by **Foreigners** in the last session



In million shares

Top 5 Companies sold (net) by **Foreigners** in the last session



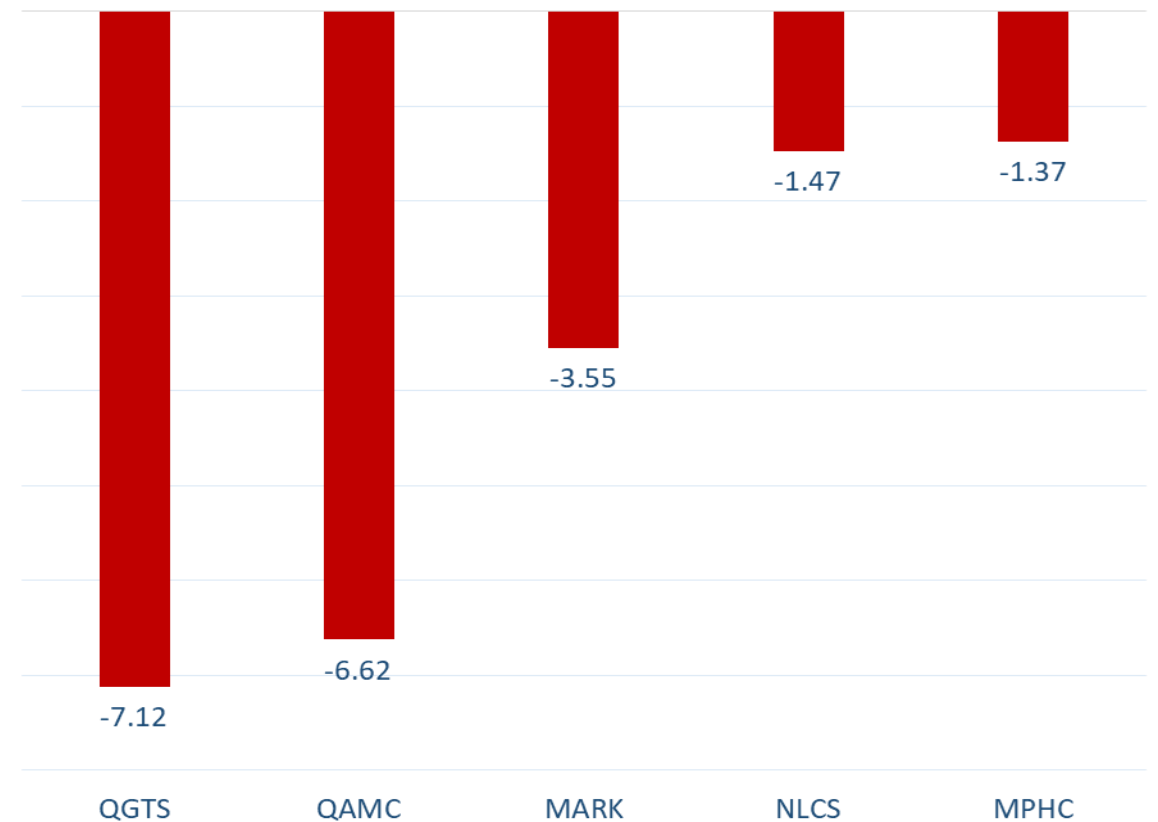
In million shares

Top 5 Companies bought (net) by **Foreigners** over the last week



In million shares

Top 5 Companies sold (net) by **Foreigners** over the last week



In million shares



The figures represent a change in the number of shares.

Daily Change: The net change between 23rd and 22nd of October and

Change for the last 5 sessions: The total daily net change for the last 5 sessions.

Change for the last 10 sessions: The total daily net change for the last 10 sessions.

Change for the last 20 sessions: The total daily net change for the last 20 sessions.

DISCLAIMER:

The information contained was obtained from various public sources believed to be reliable, but we do not guarantee its accuracy. Wasata Financial Securities makes no representations or warranties (express or implied) regarding the data and information provided and Wasata Financial Securities does not represent that the information content of this document is complete, or free from any error, not misleading, or fit for any particular purpose. This report document provides general information only. Neither the information nor any opinion expressed constitutes an offer or an invitation to make an offer, to buy or sell any securities or other investment products related to such securities or investments.

This report document contained is subject to change without prior notice. Wasata assumes no responsibility to update the information in this report document.



Prepared by Financial Advisory Department


للأوراق المالية
FINANCIAL SECURITIES

+974 44498880

ramzi.qasmieh@Wasata.qa