



Daily Report for Ownership Changes

24th of October 2023 Session

									24-Oct			
company	Qatari				GCC				Foreigners			
	Daily Chg.	Last 5 Sessions Chg.	Last 10 Sessions Chg.	Last 20 Sessions Chg.	Daily Chg.	Last 5 Sessions Chg.	Last 10 Sessions Chg.	Last 20 Sessions Chg.	Daily Chg.	Last 5 Sessions Chg.	Last 10 Sessions Chg.	Last 20 Sessions Chg.
QNBK	112,908	38,493	-1,374,443	-403,080	3,234	-228,277	-352,566	-315,724	-116,142	189,784	1,727,009	718,804
QIBK	513,528	904,539	1,257,696	1,298,041	500	-15,521	-13,595	156	-514,028	-889,018	-1,244,101	-1,298,197
CBQK	-340,450	-135,281	2,058,263	3,893,751	0	0	0	722,311	340,450	135,281	-2,058,263	-4,616,062
DHBK	1,146,165	-1,899,824	-3,003,208	-1,641,833	-10,000	348,330	502,493	500,523	-1,136,165	1,551,494	2,500,715	1,141,310
ABQK	0	-123	-123	-123	0	123	123	123	0	0	0	0
QIIK	11,354	265,104	162,507	483,264	0	10,000	15,000	-428,613	-11,354	-275,104	-177,507	-54,651
MARK	440,546	6,008,821	1,628,176	8,019,514	-6,580	-64,125	-684,734	-825,841	-433,966	-5,944,696	-943,442	-7,193,673
DUBK	-227,969	154,869	-2,084,312	765,565	0	-2,665	-9,496	-26,110	227,969	-152,204	2,093,808	-739,455
QFBQ	195,371	1,379,787	1,677,344	1,769,417	0	-5,920	-14,420	-99,269	-195,371	-1,373,867	-1,662,924	-1,670,148
NLCS	591,943	2,102,622	5,679,322	4,381,850	-27,603	-44,999	309,485	584,745	-564,340	-2,057,623	-5,988,807	-4,966,595
DBIS	65,882	422,846	1,338,791	183,189	0	-15,143	2,270	9,032	-65,882	-407,703	-1,341,061	-192,221
QOIS	470,200	2,106,075	748,279	2,554,030	0	-497,518	-616,085	-456,305	-470,200	-1,608,557	-132,194	-2,097,725
IHGS	26,025	144,558	1,351,358	1,271,163	0	0	0	0	-26,025	-144,558	-1,351,358	-1,271,163
ZHCD	1,837	1,837	15,767	-13,821	0	0	0	0	-1,837	-1,837	-15,767	13,821
QGMD	680,593	-44,576	-25,875	-1,629,896	20,800	-101,474	-130,951	-204,842	-701,393	146,050	156,826	1,834,738
SIIS	326,340	1,265,025	4,935,486	8,140,992	0	-228,384	-753,635	-1,598,946	-326,340	-1,036,641	-4,181,851	-6,542,046
BLDN	-288,134	-293,555	-1,491,390	-1,884,878	0	585,000	607,254	361,215	288,134	-291,445	906,928	1,523,663
MCGS	-14,891	176,697	334,622	70,436	0	0	0	-27,023	14,891	-176,697	-350,385	-43,413
QCFS	0	0	0	0	0	0	0	0	0	0	0	0
QFLS	110,938	71,354	36,989	-792,739	0	0	-19,720	-63,975	-110,938	-71,354	-17,269	856,714
WDAM	-100,216	-211,675	-2,028,253	633,387	555	6,414	155,150	-51,294	99,661	205,261	1,873,103	-582,093
MCCS	81,890	184,647	371,350	748,480	0	-1,289	-1,289	-1,289	-81,890	-183,358	-370,061	-747,191
MERS	-3,738	-2,916	-20,192	57,436	0	0	0	492	3,738	2,916	20,192	-57,928
MEZA	-395,212	-2,535,418	-2,346,509	-4,492,021	0	-4,000	-17,356	-21,528	395,212	2,539,418	2,363,865	4,513,549
QIMD	-4,577	6,294	283,214	542,623	0	0	-200,200	-200,200	4,577	-6,294	-83,014	-342,423

									24-Oct			
company	Qatari				GCC				Foreigners			
	Daily Chg.	Last 5 Sessions Chg.	Last 10 Sessions Chg.	Last 20 Sessions Chg.	Daily Chg.	Last 5 Sessions Chg.	Last 10 Sessions Chg.	Last 20 Sessions Chg.	Daily Chg.	Last 5 Sessions Chg.	Last 10 Sessions Chg.	Last 20 Sessions Chg.
QNCD	177,888	447,433	647,167	1,394,958	0	0	0	0	-177,888	-447,433	-647,167	-1,394,958
IQCD	342,787	987,382	-958,645	659,599	2,450	2,650	-59,680	-27,677	-345,237	-990,032	1,018,325	-631,922
QIGD	-55,171	-826,689	-1,165,214	-1,498,675	0	0	0	-8,583	55,171	826,689	1,165,214	1,507,258
QEWS	-212,662	-194,086	-442,460	-482,986	0	0	0	0	212,662	194,086	442,460	482,986
AHCS	68,449	1,020,203	1,628,222	2,921,596	-8,100	-16,100	-20,100	-108,600	-60,349	-1,004,103	-1,608,122	-2,812,996
GISS	-844,554	-2,438,600	-7,599,313	-2,619,434	-50,000	-99,300	-1,045,708	-1,158,305	894,554	2,537,900	8,645,021	3,777,739
MPHC	-1,581,013	733,731	-1,307,293	911,671	0	21,671	45,527	134,587	1,581,013	-755,402	1,261,766	-1,046,258
IGRD	358,253	1,132,184	776,207	1,884,802	0	6,142	-81,281	15,225	-358,253	-1,138,326	-694,926	-1,900,027
QAMC	1,864,815	7,270,403	9,787,199	15,684,224	-5,989	218,439	1,073,037	766,513	-1,858,826	-7,488,842	-10,860,236	-16,450,737
QATI	95,898	505,336	3,551,257	5,468,258	0	-50,000	-3,560,000	-3,655,000	-95,898	-455,336	8,743	-1,813,258
DOHI	0	5,283	5,283	48,043	0	0	0	0	0	-5,283	-5,283	-48,043
QGRI	0	0	0	10,357	0	0	0	0	0	0	0	-10,357
AKHI	-946,955	-720,315	-397,931	-2,321,904	0	0	-24,201	37,157	946,955	720,315	422,132	2,284,747
QISI	8,513	7,593	961	-578	-31,570	-31,570	-31,570	-31,570	23,057	23,977	30,609	32,148
BEMA	0	2,400	4,325	20,153	0	0	0	0	0	-2,400	-4,325	-20,153
QLMI	-50	49,470	36,225	-123,239	0	0	0	-56,176	50	-49,470	-36,225	179,415
UDCD	185,693	-395,762	-5,293,375	-10,927,767	403	249,588	402,446	690,363	-186,096	146,174	4,890,929	10,237,404
BRES	-749,465	-638,806	143,039	2,245,905	0	30,000	30,000	14,330	749,465	608,806	-173,039	-2,260,235
ERES	-516,791	964,342	-382,286	2,116,297	174,040	6,841	170,246	225,333	342,751	-971,183	212,040	-2,341,630
MRDS	-2,354,836	-653,496	-1,646,867	-1,228,842	340,127	376,753	501,202	155,146	2,014,709	276,743	1,145,665	1,073,696
ORDS	95,948	89,568	390,795	2,334,140	-138,153	-288,090	-902,363	-1,124,479	42,205	198,522	511,568	-1,209,661
VFQS	-668,660	-5,654,897	-9,020,169	-12,018,598	0	-38,211	-22,347	-117,839	668,660	5,693,108	9,042,516	12,136,437
QNNS	352,990	809,233	1,484,623	1,285,688	0	250	-149,750	-161,138	-352,990	-809,483	-1,334,873	-1,124,550
GWCS	-3,501	108,243	-399,166	-862,645	0	0	0	6,395	3,501	-108,243	399,166	856,250
QGTS	-432,918	5,099,750	7,742,145	5,324,014	-9,000	250,333	251,009	139,101	441,918	-5,350,083	-7,993,154	-5,463,115

Trading values by nationality for the last Session

Nationality	Purchasing Value	Selling Value	Difference
Qataris	303.42	291.18	12.25
GCC	23.64	19.93	3.72
Arab	53.19	48.51	4.68
Foreigners	64.68	85.32	-20.64
Total	444.94	444.94	0.00

In million QAR

Trading by nationality for the last Session

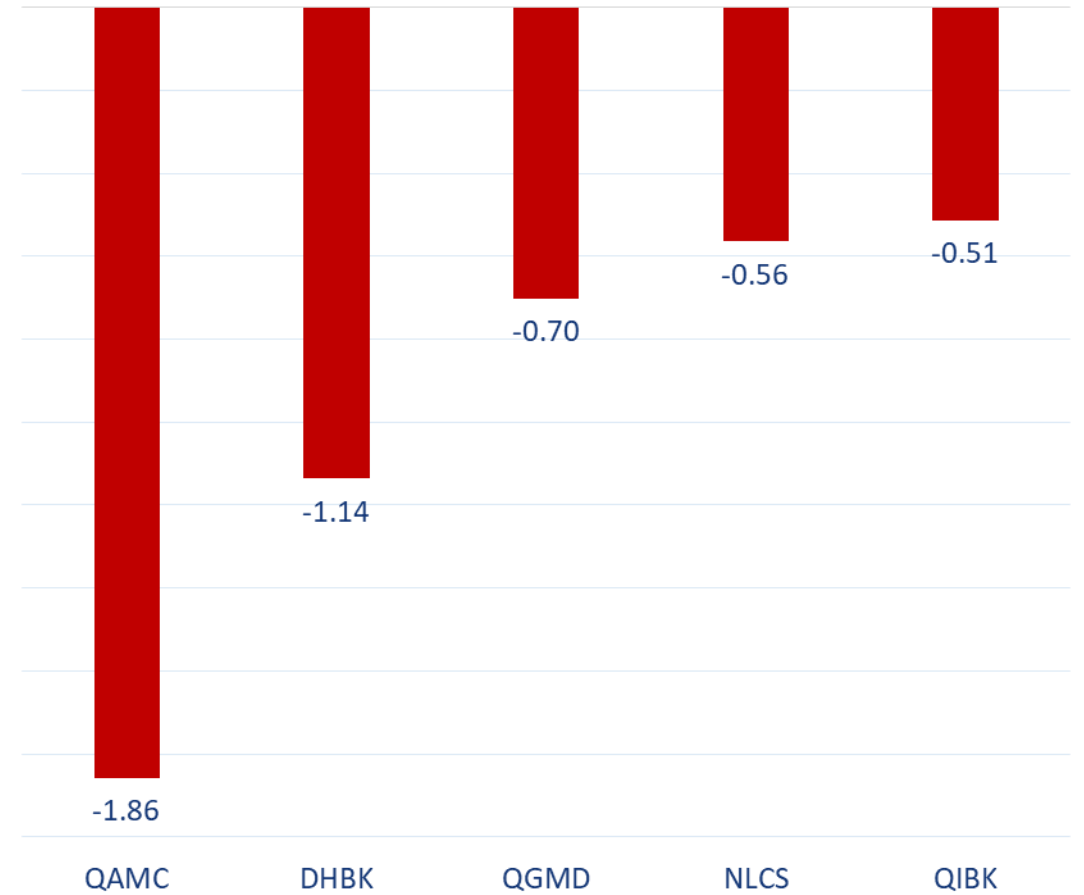
Nationality	Buy %	Sell %	Net
Qataris	68.19%	65.44%	2.75%
GCC	5.31%	4.48%	0.84%
Arab	11.96%	10.90%	1.05%
Foreigners	24.58%	21.95%	2.64%

Top 5 Companies bought (net) by **Foreigners** in the last session



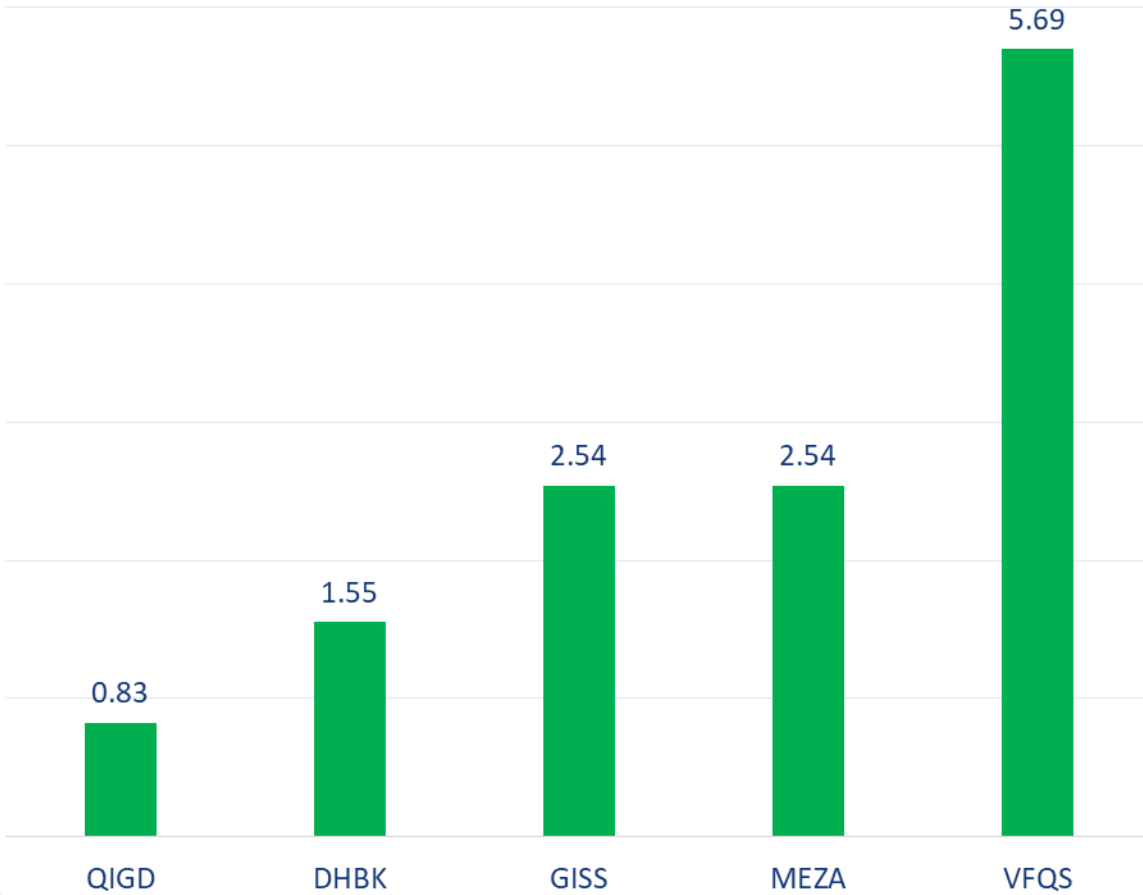
In million shares

Top 5 Companies sold (net) by **Foreigners** in the last session



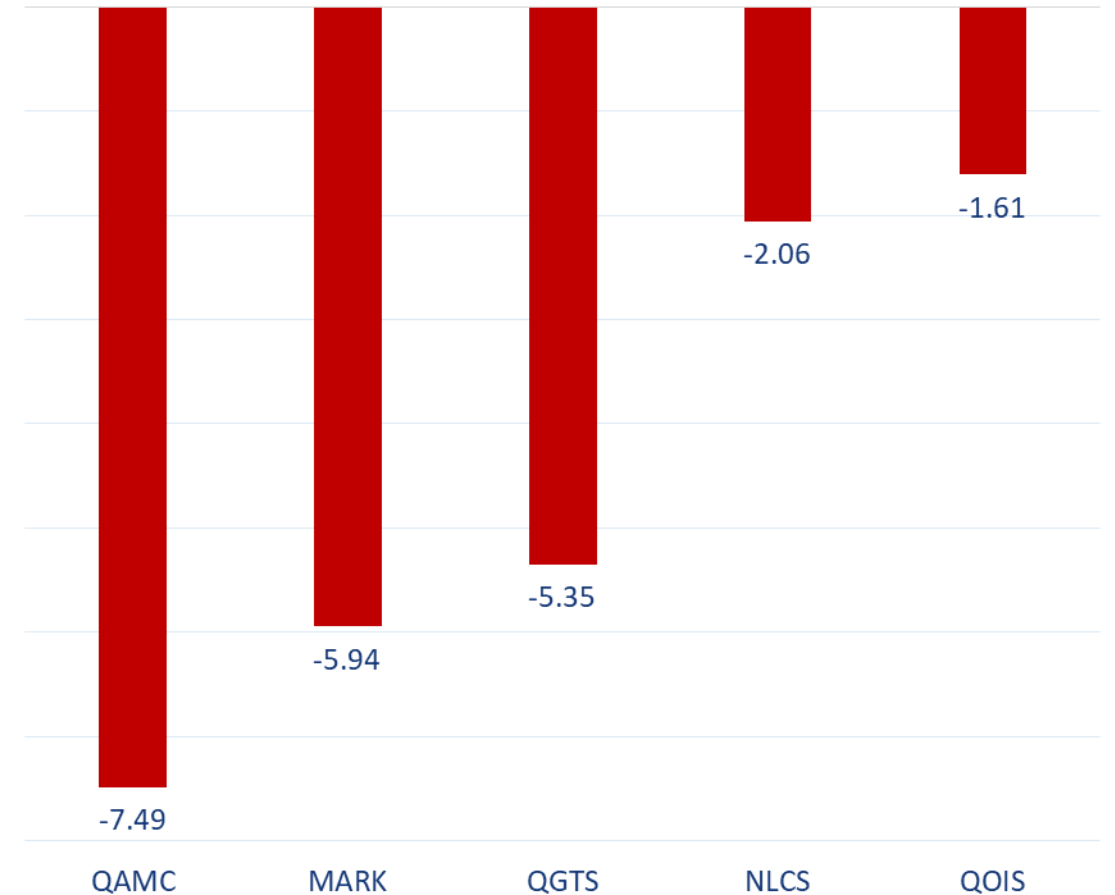
In million shares

Top 5 Companies bought (net) by **Foreigners** over the last week



In million shares

Top 5 Companies sold (net) by **Foreigners** over the last week



In million shares



The figures represent a change in the number of shares.

Daily Change: The net change between 24th and 23rd of October and

Change for the last 5 sessions: The total daily net change for the last 5 sessions.

Change for the last 10 sessions: The total daily net change for the last 10 sessions.

Change for the last 20 sessions: The total daily net change for the last 20 sessions.

DISCLAIMER:

The information contained was obtained from various public sources believed to be reliable, but we do not guarantee its accuracy. Wasata Financial Securities makes no representations or warranties (express or implied) regarding the data and information provided and Wasata Financial Securities does not represent that the information content of this document is complete, or free from any error, not misleading, or fit for any particular purpose. This report document provides general information only. Neither the information nor any opinion expressed constitutes an offer or an invitation to make an offer, to buy or sell any securities or other investment products related to such securities or investments.

This report document contained is subject to change without prior notice. Wasata assumes no responsibility to update the information in this report document.



Prepared by Financial Advisory Department


وساطة
WASATA
للأوراق المالية
FINANCIAL SECURITIES

+974 44498880

ramzi.qasmieh@Wasata.qa