



Daily Report for Ownership Changes

25th of October 2023 Session

									25-Oct			
company	Qatari				GCC				Foreigners			
	Daily Chg.	Last 5 Sessions Chg.	Last 10 Sessions Chg.	Last 20 Sessions Chg.	Daily Chg.	Last 5 Sessions Chg.	Last 10 Sessions Chg.	Last 20 Sessions Chg.	Daily Chg.	Last 5 Sessions Chg.	Last 10 Sessions Chg.	Last 20 Sessions Chg.
QNBK	179,318	424,938	-1,826,928	-287,168	-1,920	-229,597	-354,136	-317,644	-177,398	-195,341	2,181,064	604,812
QIBK	-84,344	9,231	1,073,655	1,274,541	-1,707	-18,868	-16,602	-1,551	86,051	9,637	-1,057,053	-1,272,990
CBQK	232,942	716,600	2,089,922	3,909,169	0	0	0	722,311	-232,942	-716,600	-2,089,922	-4,631,480
DHBK	279,433	1,570,096	-1,522,302	-1,358,342	-156,190	92,140	-47,194	344,333	-123,243	-1,662,236	1,569,496	1,014,009
ABQK	0	-123	-123	-123	0	123	123	123	0	0	0	0
QIIK	68,834	306,726	213,228	725,385	0	5,000	15,000	-428,613	-68,834	-311,726	-228,228	-296,772
MARK	-1,023,601	4,114,110	92,981	6,985,984	-5,640	-37,754	-179,539	-814,911	1,029,241	-4,076,356	86,558	-6,171,073
DUBK	-16,729	651,357	-1,937,745	-387,495	0	0	-9,496	-23,110	16,729	-651,357	1,947,241	410,605
QFBQ	112,315	1,047,177	1,448,425	1,549,814	-1,851	-7,321	-16,271	-69,520	-110,464	-1,039,856	-1,432,154	-1,480,294
NLCS	-688,052	764,950	4,418,118	3,946,458	-15,755	-103,357	293,730	568,990	703,807	-661,593	-4,711,848	-4,515,448
DBIS	-178,599	162,645	1,179,925	44,707	730	-27,063	10,000	9,762	177,869	-135,582	-1,189,925	-54,469
QOIS	1,085,136	2,927,879	2,217,810	5,937,815	-18,510	-516,028	-664,595	-679,777	-1,066,626	-2,411,851	-1,553,215	-5,258,038
IHGS	-114,613	36,416	-243,589	1,064,599	0	0	0	0	114,613	-36,416	243,589	-1,064,599
ZHCD	-1,851	-14	13,916	-15,672	0	0	0	0	1,851	14	-13,916	15,672
QGMD	252,592	57,929	-84,141	-1,255,549	0	-101,474	-122,088	-52,253	-252,592	43,545	206,229	1,307,802
SIIS	-709,753	897,035	3,940,216	6,984,846	-16,966	-83,852	-821,200	-1,244,319	726,719	-813,183	-3,119,016	-5,740,527
BLDN	560,155	-140,425	317,131	-2,072,163	0	505,000	585,000	608,820	-560,155	-364,575	-902,131	1,463,343
MCGS	26,390	111,429	144,925	156,545	0	0	0	-27,023	-26,390	-111,429	-144,925	-129,522
QCFS	0	0	0	0	0	0	0	0	0	0	0	0
QFLS	97,905	261,156	84,464	-571,773	0	0	-19,500	-30,354	-97,905	-261,156	-64,964	602,127
WDAM	-428,804	-1,008,501	-1,412,958	561,458	0	23,836	-60,431	-50,127	428,804	984,665	1,473,389	-511,331
MCCS	90,222	271,311	416,179	810,327	0	-1,289	-1,289	-1,289	-90,222	-270,022	-414,890	-809,038
MERS	-9,415	-38,157	-43,417	-496	0	0	0	492	9,415	38,157	43,417	4
MEZA	-639,734	-2,901,088	-3,001,111	-5,048,503	0	-4,000	-7,113	-21,528	639,734	2,905,088	3,008,224	5,070,031
QIMD	1,309	10,199	284,523	531,592	0	0	-200,200	-200,200	-1,309	-10,199	-84,323	-331,392

									25-Oct			
company	Qatari				GCC				Foreigners			
	Daily Chg.	Last 5 Sessions Chg.	Last 10 Sessions Chg.	Last 20 Sessions Chg.	Daily Chg.	Last 5 Sessions Chg.	Last 10 Sessions Chg.	Last 20 Sessions Chg.	Daily Chg.	Last 5 Sessions Chg.	Last 10 Sessions Chg.	Last 20 Sessions Chg.
QNCD	-18,082	368,143	574,265	1,382,994	0	0	0	0	18,082	-368,143	-574,265	-1,382,994
IQCD	-98,303	845,660	-911,986	425,840	0	2,650	-59,680	-29,177	98,303	-848,310	971,666	-396,663
QIGD	69,559	35,068	-882,321	-1,433,068	0	0	0	-8,583	-69,559	-35,068	882,321	1,441,651
QEWS	-78,168	-209,202	-495,266	-473,611	0	0	0	0	78,168	209,202	495,266	473,611
AHCS	-121,361	771,155	1,338,868	2,712,730	0	-16,100	-16,100	-108,600	121,361	-755,055	-1,322,768	-2,604,130
GISS	-870,275	-2,047,855	-9,916,510	-3,051,282	66,000	53,700	-9,794	-1,107,300	804,275	1,994,155	9,926,304	4,158,582
MPHC	1,221,348	1,203,943	-900,072	2,223,067	0	21,671	45,527	155,837	-1,221,348	-1,225,614	854,545	-2,378,904
IGRD	-124,613	490,811	772,307	2,303,377	0	6,142	44,604	15,225	124,613	-496,953	-816,911	-2,318,602
QAMC	707,095	6,459,864	9,844,371	16,722,272	41,000	268,439	1,371,439	757,513	-748,095	-6,728,303	-11,215,810	-17,479,785
QATI	68,245	473,175	2,189,007	5,450,764	0	-50,000	-1,910,000	-3,610,000	-68,245	-423,175	-279,007	-1,840,764
DOHI	9,500	14,783	14,783	62,543	0	0	0	0	-9,500	-14,783	-14,783	-62,543
QGRI	0	0	0	-4,643	0	0	0	0	0	0	0	4,643
AKHI	-230,326	-914,171	-852,699	-2,578,569	0	0	-24,201	37,157	230,326	914,171	876,900	2,541,412
QISI	-543	10,220	225	-1,121	0	-31,570	-31,570	-31,570	543	21,350	31,345	32,691
BEMA	0	2,400	4,325	20,153	0	0	0	0	0	-2,400	-4,325	-20,153
QLMI	0	3,850	31,225	-123,039	0	0	0	-56,176	0	-3,850	-31,225	179,215
UDCD	1,270,255	562,640	-3,681,059	-9,059,482	0	367,183	402,446	557,391	-1,270,255	-929,823	3,278,613	8,502,091
BRES	868,298	213,718	1,281,119	3,203,658	0	30,000	30,000	14,330	-868,298	-243,718	-1,311,119	-3,217,988
ERES	890,164	1,190,177	596,264	3,263,972	-171,040	-152,505	14,206	54,293	-719,124	-1,037,672	-610,470	-3,318,265
MRDS	92,649	-1,332,392	-1,088,879	1,085,727	-201,799	66,693	277,816	-46,653	109,150	1,265,699	811,063	-1,039,074
ORDS	462,366	652,128	307,993	2,244,722	0	-288,090	-673,068	-1,296,850	-462,366	-364,038	365,075	-947,872
VFQS	853,891	-2,555,549	-8,097,671	-11,002,660	0	-38,211	-22,347	-117,839	-853,891	2,593,760	8,120,018	11,120,499
QNNS	186,615	976,023	1,278,529	1,725,324	0	250	-149,750	-169,750	-186,615	-976,273	-1,128,779	-1,555,574
GWCS	14,212	149,663	-319,752	-738,966	0	0	0	6,395	-14,212	-149,663	319,752	732,571
QGTS	-160,133	3,277,405	7,275,681	6,002,197	-35,800	146,533	215,209	103,301	195,933	-3,423,938	-7,490,890	-6,105,498

Trading values by nationality for the last Session

Nationality	Purchasing Value	Selling Value	Difference
Qataris	244.36	237.32	7.04
GCC	19.34	11.29	8.05
Arab	33.64	38.35	-4.71
Foreigners	91.52	101.91	-10.39
Total	388.87	388.87	0.00

In million QAR

Trading by nationality for the last Session

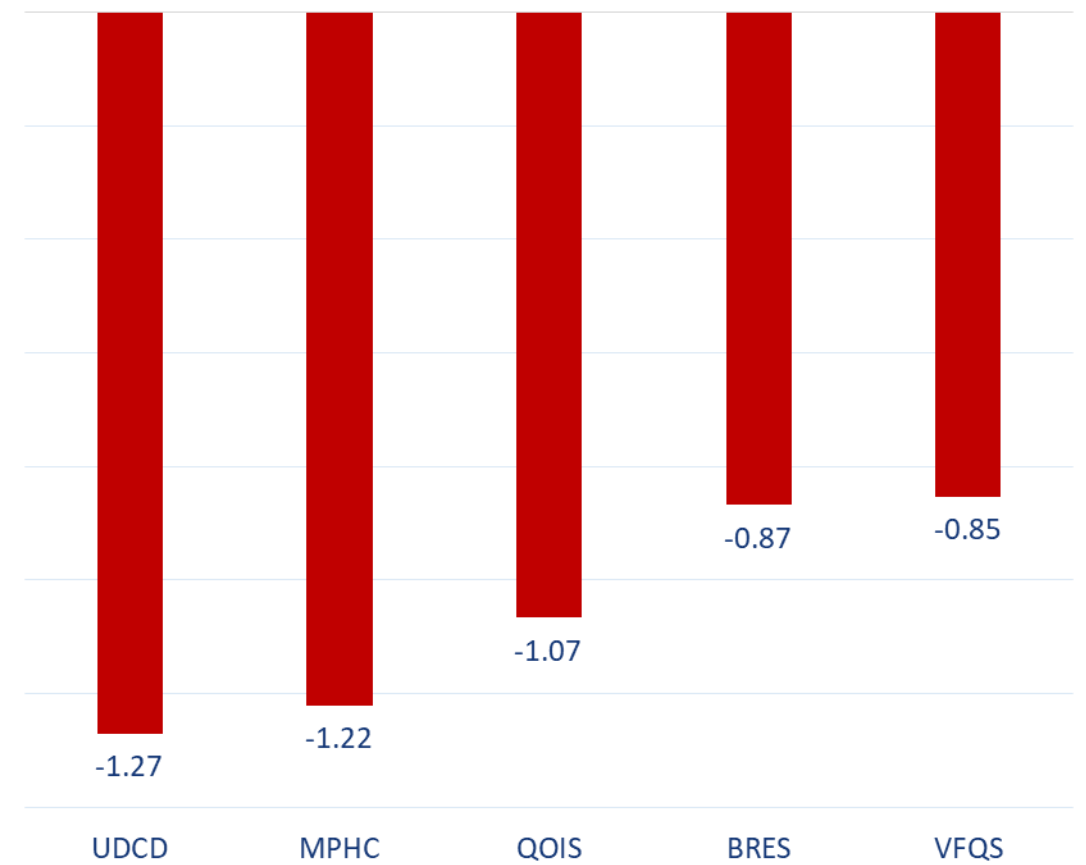
Nationality	Buy %	Sell %	Net
Qataris	62.84%	61.03%	1.81%
GCC	4.97%	2.90%	2.07%
Arab	8.65%	9.86%	-1.21%
Foreigners	24.58%	21.95%	-2.67%

Top 5 Companies bought (net) by **Foreigners** in the last session



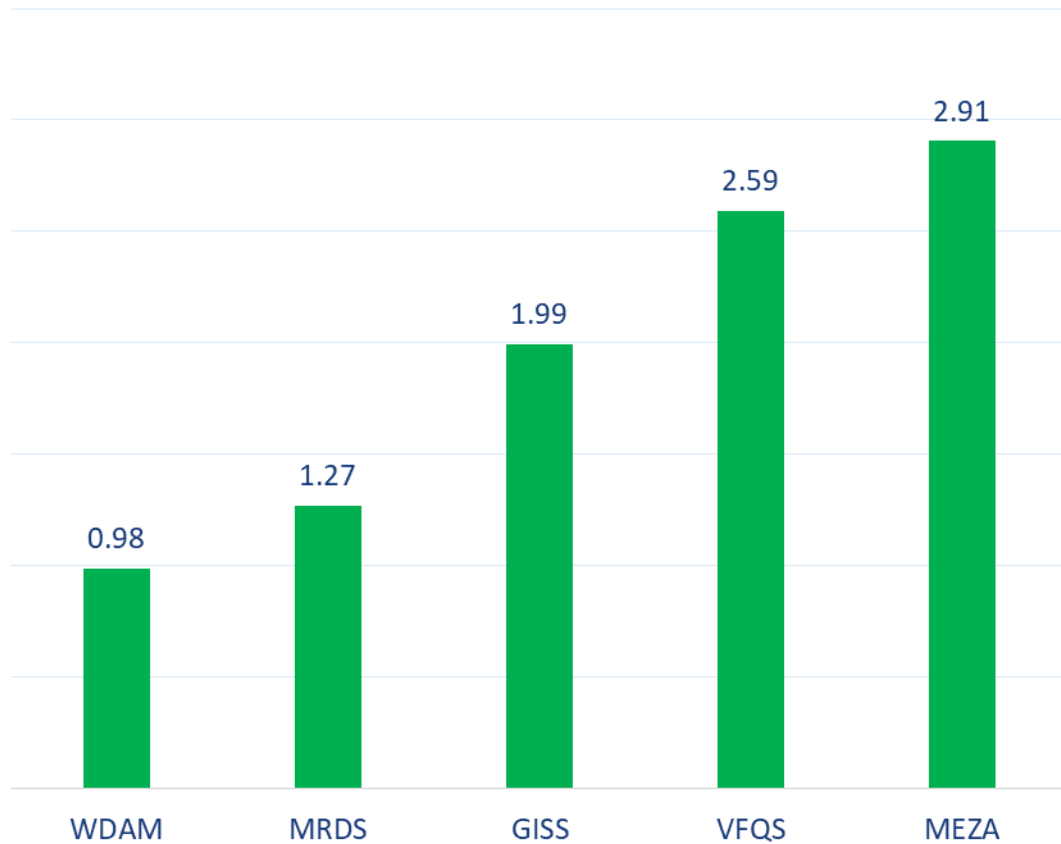
In million shares

Top 5 Companies sold (net) by **Foreigners** in the last session



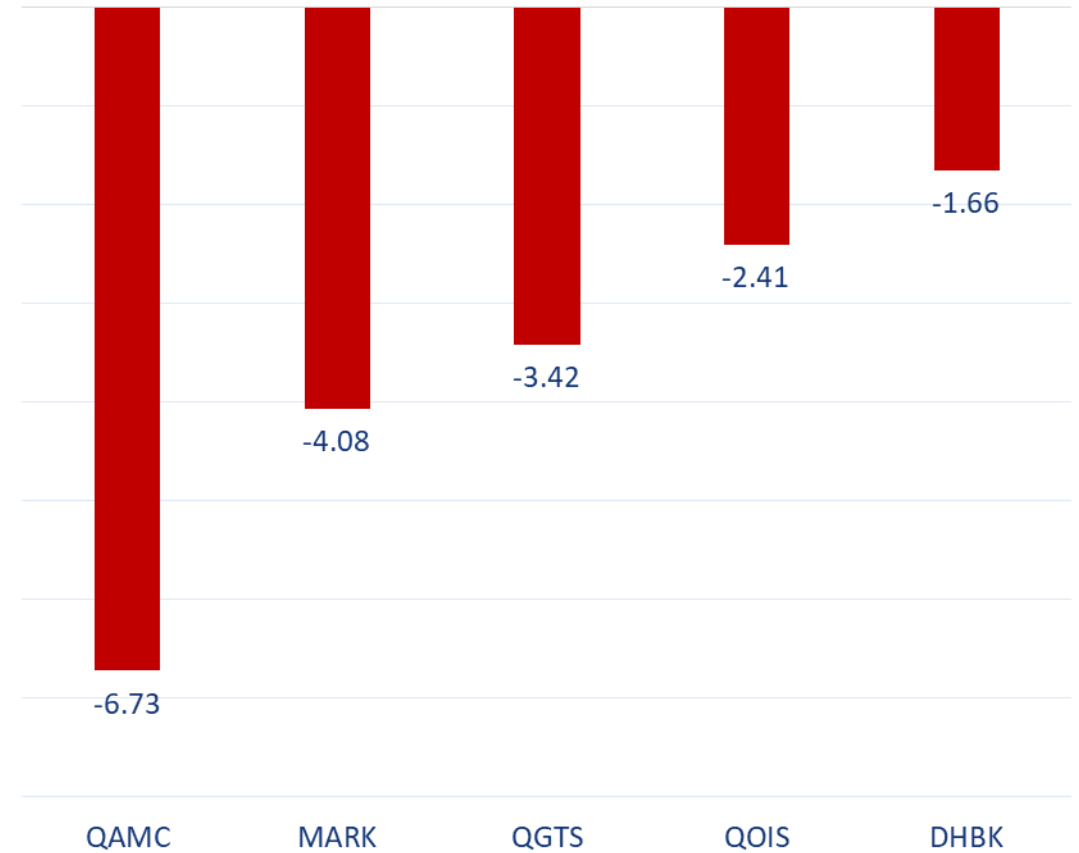
In million shares

Top 5 Companies bought (net) by **Foreigners** over the last week



In million shares

Top 5 Companies sold (net) by **Foreigners** over the last week



In million shares



The figures represent a change in the number of shares.

Daily Change: The net change between 25th and 24th of October and

Change for the last 5 sessions: The total daily net change for the last 5 sessions.


Change for the last 10 sessions: The total daily net change for the last 10 sessions.

Change for the last 20 sessions: The total daily net change for the last 20 sessions.

DISCLAIMER:

The information contained was obtained from various public sources believed to be reliable, but we do not guarantee its accuracy. Wasata Financial Securities makes no representations or warranties (express or implied) regarding the data and information provided and Wasata Financial Securities does not represent that the information content of this document is complete, or free from any error, not misleading, or fit for any particular purpose. This report document provides general information only. Neither the information nor any opinion expressed constitutes an offer or an invitation to make an offer, to buy or sell any securities or other investment products related to such securities or investments.

This report document contained is subject to change without prior notice. Wasata assumes no responsibility to update the information in this report document.



Prepared by Financial Advisory Department


وساطة
WASATA
للأوراق المالية
FINANCIAL SECURITIES

+974 44498880

ramzi.qasmieh@Wasata.qa