



Daily Report for Ownership Changes

28th of September 2023 Session

Company									28-Sep			
	Qatari				GCC				Foreigners			
	Daily Chg.	Last 5 Sessions Chg.	Last 10 Sessions Chg.	Last 20 Sessions Chg.	Daily Chg.	Last 5 Sessions Chg.	Last 10 Sessions Chg.	Last 20 Sessions Chg.	Daily Chg.	Last 5 Sessions Chg.	Last 10 Sessions Chg.	Last 20 Sessions Chg.
QNBK	40,699	-1,366,391	-2,390,458	1,730,221	1,600	-24,864	-95,124	124,051	-42,299	1,391,255	2,485,582	-1,854,272
QIBK	-28,053	106,499	913,799	1,585,241	5,607	12,055	22,654	64,784	22,446	-118,554	-936,453	-1,650,025
CBQK	618,404	956,836	1,523,293	2,473,173	0	0	0	61,883	-618,404	-956,836	-1,523,293	-2,556,003
DHBK	915,550	1,846,245	6,006,694	11,791,702	8,000	-22,000	-36,042	-6,042	-923,550	-1,824,245	-5,970,652	-11,785,660
ABQK	0	0	0	-7,910	0	0	0	0	0	0	0	7,910
QIK	-190,838	-252,868	9,964	673,750	1,000	1,100	1,200	1,100	189,838	251,768	-11,164	-674,850
MARK	133,163	3,506,275	5,163,827	5,629,137	-7,050	-60,436	-385,042	-224,947	-126,113	-3,445,839	-4,778,785	-5,404,190
DUBK	1,320,502	5,615,120	16,281,684	-7,771,815	-4,680	20,794	32,944	7,970	-1,315,822	-5,635,914	-16,314,628	7,763,845
QFBQ	219,996	287,243	809,334	779,139	0	44,084	62,179	64,210	-219,996	-331,327	-871,513	-843,349
NLCS	-141,401	778,160	-1,019,426	-589,087	0	41,000	78,625	463,225	141,401	-819,160	940,801	125,862
DBIS	-8,763	-4,204	158,939	-242,028	0	-12,000	-38,890	-163,602	8,763	16,204	-120,049	405,630
QOIS	-147,050	-2,160,328	-2,241,170	1,419,553	67,214	307,325	531,090	302,739	79,836	1,853,003	1,710,080	-1,722,292
IHGS	23,152	49,897	452,950	737,658	0	0	0	-6,540	-23,152	-49,897	-452,950	-731,118
ZHCD	-1,050	5,486	-17,759	-64,740	0	0	0	0	1,050	-5,486	17,759	64,740
QGMD	-595,191	1,157,512	893,615	-6,032,900	0	-112,620	-125,969	67,609	595,191	-1,044,892	-767,646	5,965,291
SIIS	-301,448	-1,145,702	-4,914,301	4,913,848	17,412	-322,013	-23,174	287,118	284,036	1,467,715	4,937,475	-5,200,966
BLDN	1,277,265	1,668,618	4,295,906	-1,147,058	0	16,792	36,362	86,099	-1,277,265	-1,685,410	-4,332,268	1,060,959
MCGS	-7,331	-101,710	-512,140	4,007,302	0	0	27,023	27,023	7,331	101,710	485,117	-4,034,325
QCFS	0	0	10	0	0	0	0	0	0	0	-10	0
QFLS	-325,423	-369,255	-131,734	-207,638	0	-118,621	-236,863	-128,638	325,423	487,876	368,597	336,276
WDAM	-58,849	-929,584	-1,945,933	-135,977	8,844	86,408	295,124	210,223	50,005	843,176	1,650,809	-74,246
MCCS	6,979	105,107	306,277	374,464	0	0	0	0	-6,979	-105,107	-306,277	-374,464
MERS	-82,157	87,109	246,809	140,755	0	0	0	-132	82,157	-87,109	-246,809	-140,623
MEZA	-224,609	-100,551	-315,058	-7,392,099	0	4,001	-77,766	-127,747	224,609	96,550	392,824	7,519,846
QIMD	28,368	68,685	114,345	-155,806	0	0	0	0	-28,368	-68,685	-114,345	155,806

									28-Sep			
Company	Qatari				GCC				Foreigners			
	Daily Chg.	Last 5 Sessions Chg.	Last 10 Sessions Chg.	Last 20 Sessions Chg.	Daily Chg.	Last 5 Sessions Chg.	Last 10 Sessions Chg.	Last 20 Sessions Chg.	Daily Chg.	Last 5 Sessions Chg.	Last 10 Sessions Chg.	Last 20 Sessions Chg.
QNCD	31,123	-17,417	228,207	1,794,653	0	-1,111	-2,222	-111	-31,123	18,528	-225,985	-1,794,542
IQCD	619,110	1,007,226	-983,526	-1,495,700	1,101	1,350	1,497	-289,105	-620,211	-1,008,576	982,029	1,784,805
QIGD	102,033	-390,130	-500,586	1,344,262	2,178	7,302	12,426	6,302	-104,211	382,828	488,160	-1,350,564
QEWS	-34,599	-679,605	-1,662,250	-959,552	0	1,000	1,630	630	34,599	678,605	1,660,620	958,922
AHCS	140,383	351,755	666,634	3,779,355	0	1,725	3,450	82,482	-140,383	-353,480	-670,084	-3,861,837
GISS	-992,738	265,222	17,689,421	-11,593,009	0	-15,788	-187,149	-154,195	992,738	-249,434	-17,502,272	11,747,204
MPHC	459,799	1,869,381	-22,081,894	-21,644,180	12,954	-7,946	6,617	55,492	-472,753	-1,861,435	22,075,277	21,588,688
IGRD	-1,206,830	-1,821,005	-1,883,008	2,896,730	6,937	6,937	34,762	-15,278	1,199,893	1,814,068	1,848,246	-2,881,452
QAMC	529,791	-376,642	-132,240	2,063,036	0	-21,561	52,351	-181,596	-529,791	398,203	79,889	-1,881,440
QATI	943,463	-8,433,769	-19,052,181	-7,257,664	0	-51,170	-102,340	-448,500	-943,463	8,484,939	19,154,521	7,706,164
DOHI	0	-13,337	18,928	68,749	0	0	0	-52,374	0	13,337	-18,928	-16,375
QGRI	0	38,488	92,169	99,796	0	0	0	0	0	-38,488	-92,169	-99,796
AKHI	-325,768	-730,503	-1,122,540	101,914	1,300	-12,660	-86,518	-51,999	324,468	743,163	1,209,058	-49,915
QISI	34	-2,701	9,241	15,920	0	0	0	0	-34	2,701	-9,241	-15,920
BEMA	-49,172	-49,172	-58,259	-54,790	0	0	0	0	49,172	49,172	58,259	54,790
QLMI	30,709	226,277	382,528	197,014	0	0	0	-1,600	-30,709	-226,277	-382,528	-195,414
UDCD	-950,834	-2,260,117	-2,997,486	-568,257	900	133,872	266,844	133,991	949,934	2,126,245	2,730,642	434,266
BRES	89,037	-1,307,409	-3,304,867	2,234,422	0	-500	-1,000	-1,700	-89,037	1,307,909	3,305,867	-2,232,722
ERES	431,001	-133,961	-498,152	-1,626,384	0	-223,599	-193,010	65,423	-431,001	357,560	691,162	1,560,961
MRDS	885,042	-1,026,253	-3,176,907	1,401,151	-2,881	1,161,462	1,684,018	1,068,092	-882,161	-135,209	1,492,889	-2,469,243
ORDS	298,040	1,040,374	2,074,498	3,023,780	-10,000	111,881	223,762	40,441	-288,040	-1,152,255	-2,298,260	-3,064,221
VFQS	-1,046,778	-2,789,259	-1,015,903	5,462,612	0	8,000	120,322	-134,763	1,046,778	2,781,259	895,581	-5,327,849
QNNS	-398,080	-879,845	-3,668,197	-2,996,080	0	10,479	32,835	22,356	398,080	869,366	3,635,362	2,973,724
GWCS	-20,547	-389,862	-678,850	142,175	0	0	-8,800	-8,800	20,547	389,862	687,650	-133,375
QGTS	27,371	-955,739	-1,546,861	-5,114,844	-2,850	-104,350	-221,219	-565,745	-24,521	1,060,089	1,768,080	5,680,589

Insider Traders for the last Week

Company	Bought	Sold	Net
QNNS	125,705	32,651	93,054
IQCD	40,000	0	40,000
BLDN	39,041	0	39,041
ZHCD	7,536	0	7,536
GISS	30,000	30,000	0
IGRD	106,500	106,500	0
QGRI	0	5,000	-5,000
QNCD	0	20,501	-20,501
MARK	0	36,003	-36,003
FLAH	0	50,000	-50,000
MHAR	0	82,338	-82,338
QGTS	0	554,248	-554,248
QATI	0	700,000	-700,000
VFQS	0	1,903,966	-1,903,966

Trading values by nationality for the last Week

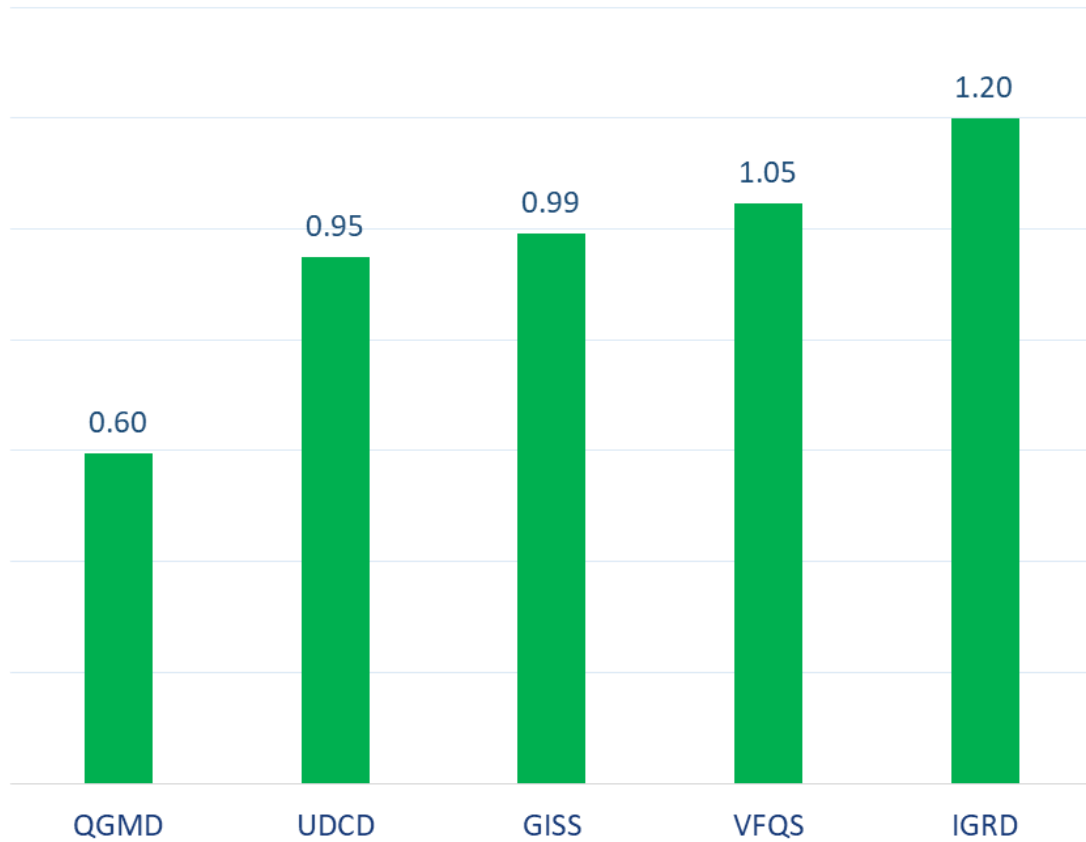
Nationality	Purchasing Value	Selling Value	Difference
Qataris	1,803.42	1,822.16	-18.74
GCC	58.89	54.86	4.03
Arab	226.22	235.31	-9.09
Foreigners	472.35	448.56	23.80
Total	2,560.89	2,560.89	0.00

In million QAR

Trading by nationality for the last Week

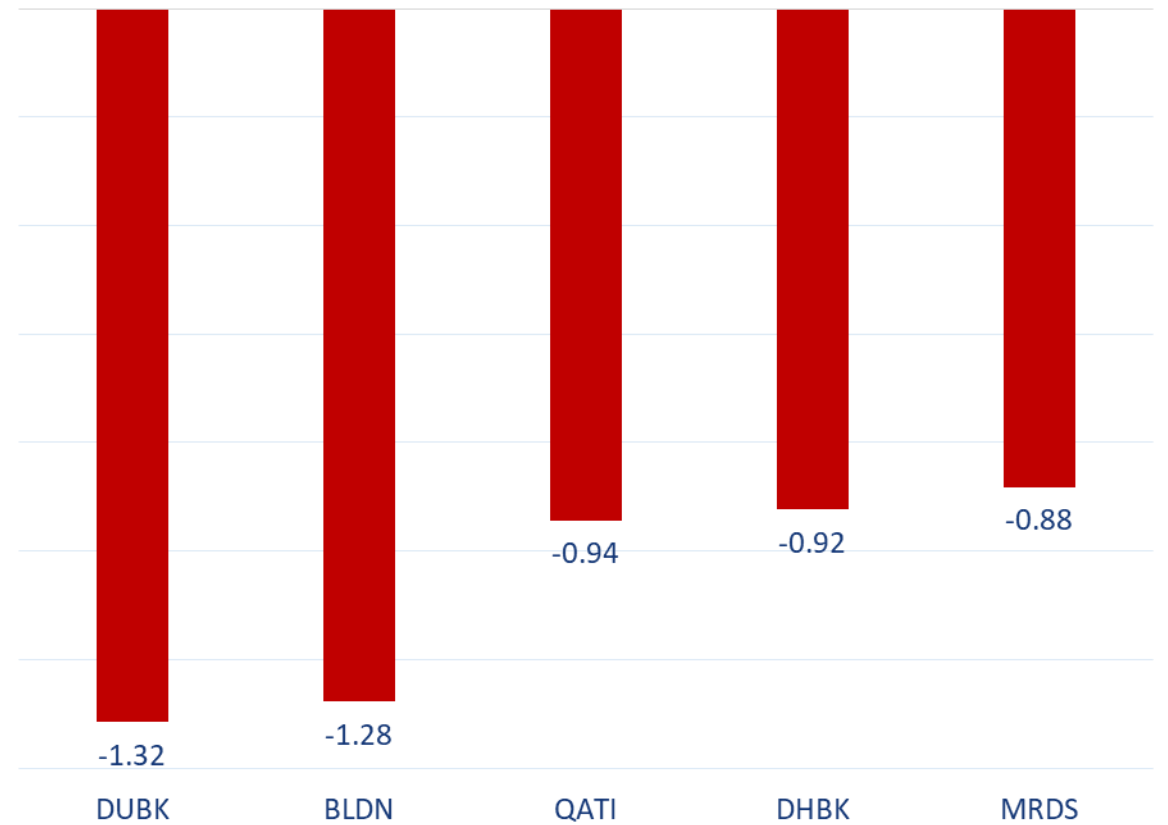
Nationality	Buy %	Sell %	Net
Qataris	70.42%	71.15%	-0.7%
GCC	2.30%	2.14%	0.2%
Arab	8.83%	9.19%	-0.4%
Foreigners	18.45%	17.52%	0.9%

Top 5 Companies bought (net) by **Foreigners** in the last session



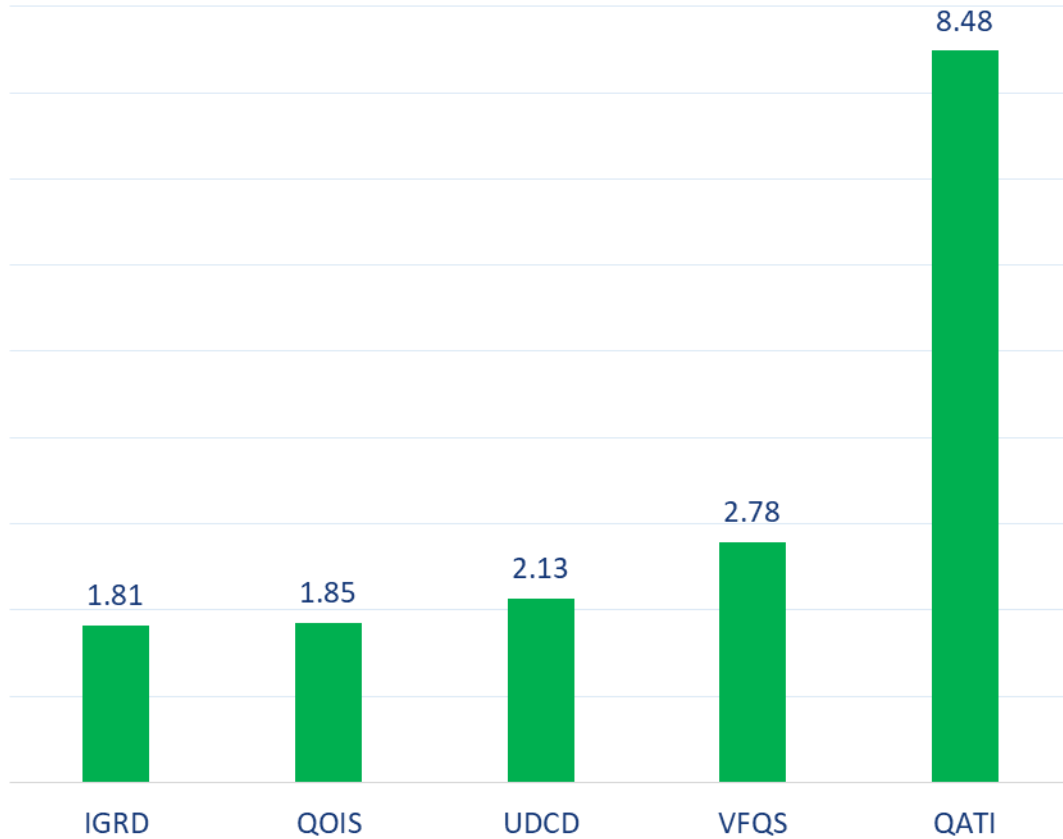
In million shares

Top 5 Companies sold (net) by **Foreigners** in the last session



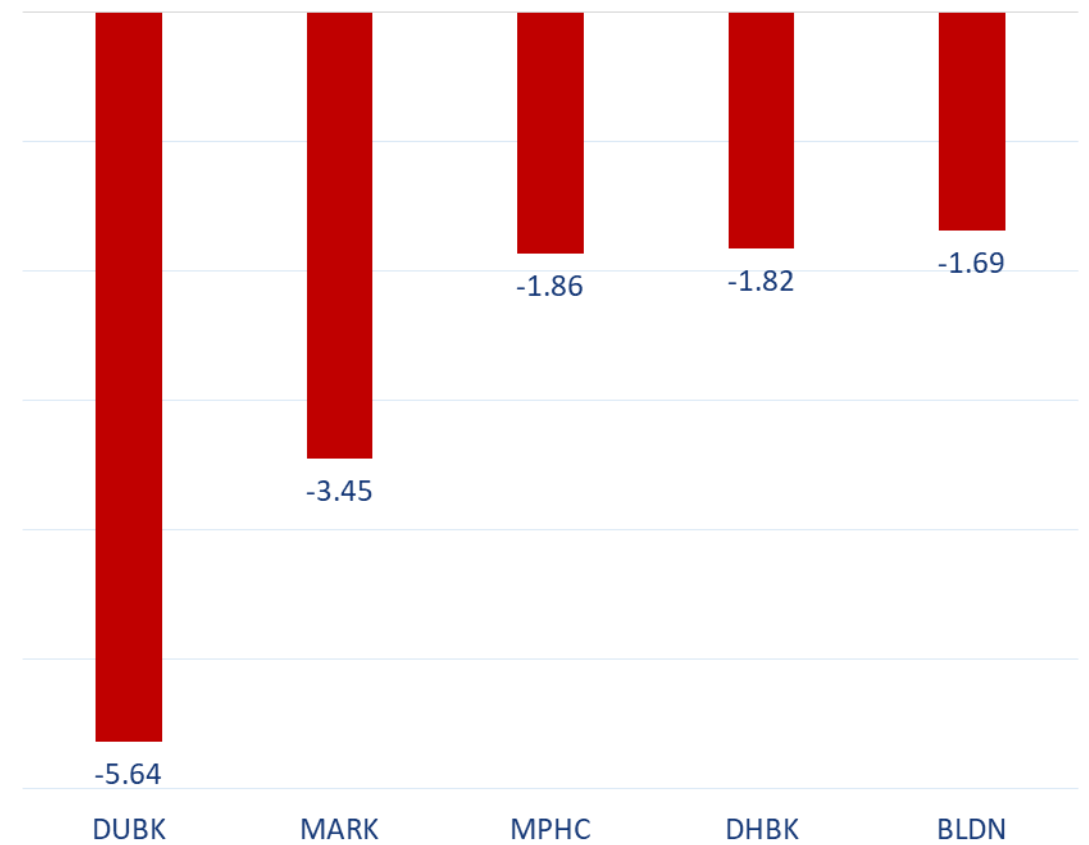
In million shares

Top 5 Companies bought (net) by **Foreigners** over the last week



In million shares

Top 5 Companies sold (net) by **Foreigners** over the last week



In million shares



The figures represent a change in the number of shares.

Daily Change: The net change between 28th and 27th of September trading sessions

Change for the last 5 sessions: The total daily net change for the last 5 sessions.

Change for the last 10 sessions: The total daily net change for the last 10 sessions.

Change for the last 20 sessions: The total daily net change for the last 20 sessions.

DISCLAIMER:

The information contained was obtained from various public sources believed to be reliable, but we do not guarantee its accuracy. Wasata Financial Securities makes no representations or warranties (express or implied) regarding the data and information provided and Wasata Financial Securities does not represent that the information content of this document is complete, or free from any error, not misleading, or fit for any particular purpose. This report document provides general information only. Neither the information nor any opinion expressed constitutes an offer or an invitation to make an offer, to buy or sell any securities or other investment products related to such securities or investments.

This report document contained is subject to change without prior notice. Wasata assumes no responsibility to update the information in this report document.



Prepared by Financial Advisory Department


وساطة
WASATA
للأوراق المالية
FINANCIAL SECURITIES

+974 44498880

ramzi.qasmieh@Wasata.qa