



Daily Report for Ownership Changes

29th of October 2023 Session

									29-Oct			
company	Qatari				GCC				Foreigners			
	Daily Chg.	Last 5 Sessions Chg.	Last 10 Sessions Chg.	Last 20 Sessions Chg.	Daily Chg.	Last 5 Sessions Chg.	Last 10 Sessions Chg.	Last 20 Sessions Chg.	Daily Chg.	Last 5 Sessions Chg.	Last 10 Sessions Chg.	Last 20 Sessions Chg.
QNBK	793,826	2,656,971	2,730,996	2,003,997	55,200	61,464	-169,997	-259,044	-849,026	-2,718,435	-2,560,999	-1,744,953
QIBK	12,951	712,129	1,796,370	1,554,082	150	-1,057	-16,452	-7,008	-13,101	-711,072	-1,779,918	-1,547,074
CBQK	268,630	1,187,820	2,676,482	4,319,532	0	27,000	27,000	749,311	-268,630	-1,214,820	-2,703,482	-5,068,843
DHBK	245,197	1,911,968	-1,463,756	-1,332,115	-35,000	-182,290	77,107	133,981	-210,197	-1,729,678	1,386,649	1,198,134
ABQK	0	-123	-123	-123	0	123	123	123	0	0	0	0
QIJK	147,031	646,118	713,730	1,417,835	0	0	10,000	-429,613	-147,031	-646,118	-723,730	-988,222
MARK	-587,223	411,285	910,454	6,767,291	-12,861	10,680	-98,329	-767,405	600,084	-421,965	-812,125	-5,999,886
DUBK	-476,903	510,591	-841,394	-1,566,540	19,671	19,668	17,338	2,738	457,232	-530,259	824,056	1,563,802
QFBQ	719,134	1,892,460	2,806,746	1,722,195	-5,319	-7,170	-32,590	1,172	-713,815	-1,885,290	-2,774,156	-1,723,367
NLCS	-721,035	3,366	4,047,460	3,949,464	-58,217	-169,329	149,758	449,511	779,252	165,963	-4,197,218	-4,398,975
DBIS	-135,490	-659,948	431,724	-545,198	0	-18,224	-12,221	-9,192	135,490	678,172	-419,503	554,390
QOIS	-37,753	689,325	1,907,189	5,552,145	0	-34,510	-560,595	-742,491	37,753	-654,815	-1,346,594	-4,809,654
IHGS	-18,382	-85,817	359,849	1,101,344	0	0	0	0	18,382	85,817	-359,849	-1,101,344
ZHCD	5,511	-2,103	11,827	-16,698	0	0	0	0	-5,511	2,103	-11,827	16,698
QGMD	-597,030	-422,059	-1,102,091	-1,496,615	41,404	133,867	-18,506	30,975	555,626	288,192	1,120,597	1,465,640
SIIS	-1,177,296	-111,435	-182,658	3,976,216	391	24,935	-318,499	-1,213,173	1,176,905	86,500	501,157	-2,763,043
BLDN	-1,111,090	-780,758	255,866	-4,156,239	-33,137	-93,137	471,863	471,924	1,144,227	873,895	-727,729	3,684,315
MCGS	-6,800	-66,077	95,256	110,821	0	0	0	0	6,800	66,077	-95,256	-110,821
QCFS	0	0	0	0	0	0	0	0	0	0	0	0
QFLS	34,408	360,121	156,164	-177,535	0	1,570	2,070	-28,784	-34,408	-361,691	-158,234	206,319
WDAM	777,758	-564,558	-236,483	1,494,226	-28,550	96,219	-58,671	-124,056	-749,208	468,339	295,154	-1,370,170
MCCS	33,637	202,938	416,775	688,527	1,050	1,050	-239	-239	-34,687	-203,988	-416,536	-688,288
MERS	-6,800	-51,316	10,227	49,555	0	0	0	492	6,800	51,316	-10,227	-50,047
MEZA	-386,937	-1,804,305	-3,533,677	-5,132,151	0	0	-4,000	-21,528	386,937	1,804,305	3,537,677	5,153,679
QIMD	0	-4,987	284,525	503,224	0	0	-200,200	-200,200	0	4,987	-84,325	-303,024

									29-Oct			
company	Qatari				GCC				Foreigners			
	Daily Chg.	Last 5 Sessions Chg.	Last 10 Sessions Chg.	Last 20 Sessions Chg.	Daily Chg.	Last 5 Sessions Chg.	Last 10 Sessions Chg.	Last 20 Sessions Chg.	Daily Chg.	Last 5 Sessions Chg.	Last 10 Sessions Chg.	Last 20 Sessions Chg.
QNCD	-39,140	283,927	354,342	1,262,741	0	0	0	0	39,140	-283,927	-354,342	-1,262,741
IQCD	-210,345	89,986	-824,721	-762,808	100	2,550	-61,080	-30,178	210,245	-92,536	885,801	792,986
QIGD	-78,665	-150,929	-1,033,546	-1,419,753	0	0	0	-10,761	78,665	150,929	1,033,546	1,430,514
QEWS	-126,368	-469,704	-688,025	-740,993	0	0	0	0	126,368	469,704	688,025	740,993
AHCS	-50,396	-222,896	1,091,555	2,328,877	0	-7,990	-15,990	-108,490	50,396	230,886	-1,075,565	-2,220,387
GISS	-269,006	-2,800,007	-7,179,745	-2,750,652	58,300	39,550	-15,082	-1,137,750	210,706	2,760,457	7,194,827	3,888,402
MPHC	1,279,945	2,053,733	2,323,606	3,045,754	3,232	-12,768	32,525	137,847	-1,283,177	-2,040,965	-2,356,131	-3,183,601
IGRD	640,988	1,573,329	2,199,755	4,653,233	-36,463	-30,321	-30,321	-28,175	-604,525	-1,543,008	-2,169,434	-4,625,058
QAMC	240,315	5,313,458	10,412,807	16,721,737	10,031	75,406	228,513	1,036,714	-250,346	-5,388,864	-10,641,320	-17,758,451
QATI	7,388	422,871	847,199	4,593,313	30,000	30,000	-20,000	-3,580,000	-37,388	-452,871	-827,199	-1,013,313
DOHI	-8,708	15,163	20,446	68,886	0	0	0	0	8,708	-15,163	-20,446	-68,886
QGRI	0	0	0	35,079	0	0	0	0	0	0	0	-35,079
AKHI	3,124	-1,284,785	-1,080,134	-2,228,720	0	0	-24,201	35,857	-3,124	1,284,785	1,104,335	2,192,863
QISI	-2,150	5,820	4,900	-3,305	0	-31,570	-31,570	-31,570	2,150	25,750	26,670	34,875
BEMA	-4,600	-3,100	-2,100	63,825	0	0	0	0	4,600	3,100	2,100	-63,825
QLMI	-31,000	-32,050	21,470	-135,043	0	0	0	-1,000	31,000	32,050	-21,470	136,043
UDCD	-38,238	843,558	329,221	-10,362,207	-37,000	-61,027	228,941	519,844	75,238	-782,531	-558,162	9,842,363
BRES	-9,322	-22,789	381,318	2,738,195	0	25	30,025	14,355	9,322	22,764	-411,343	-2,752,550
ERES	190,427	48,677	785,685	2,717,911	12,856	20,856	-146,343	72,149	-203,283	-69,533	-639,342	-2,790,060
MRDS	-10,018,443	-11,949,274	-12,461,321	-8,552,824	249,965	-54,613	315,457	48,781	9,768,478	12,003,887	12,145,864	8,504,043
ORDS	-45,849	1,107,155	1,339,808	2,608,752	0	-288,390	-284,240	-1,041,670	45,849	-818,765	-1,055,568	-1,567,082
VFQS	1,192,329	2,528,033	-4,632,823	-8,036,426	2,000	-31,377	-28,675	-117,013	-1,194,329	-2,496,656	4,661,498	8,153,439
QNNS	-21,511	654,674	1,260,409	1,980,463	0	0	-53,152	-169,750	21,511	-654,674	-1,207,257	-1,810,713
GWCS	9,928	-330,175	-188,122	-785,434	0	20,000	20,000	25,000	-9,928	310,175	168,122	760,434
QGTS	410,016	-1,501,645	5,066,505	4,931,322	1,540	-39,260	211,749	102,691	-411,556	1,540,905	-5,278,254	-5,034,013

Trading values by nationality for the last Session

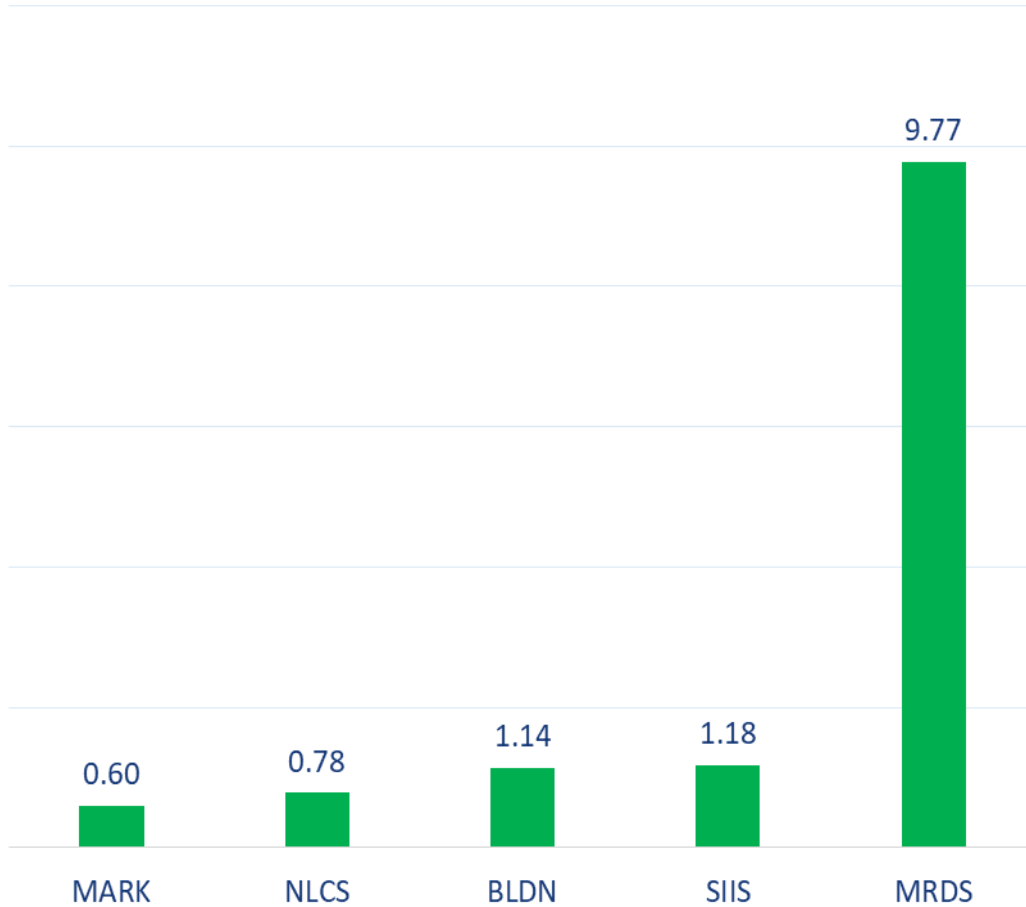
Nationality	Purchasing Value	Selling Value	Difference
Qataris	346.42	342.87	3.55
GCC	11.13	10.81	0.32
Arab	61.77	52.52	9.25
Foreigners	45.79	58.91	-13.12
Total	465.11	465.11	0.00

In million QAR

Trading by nationality for the last Session

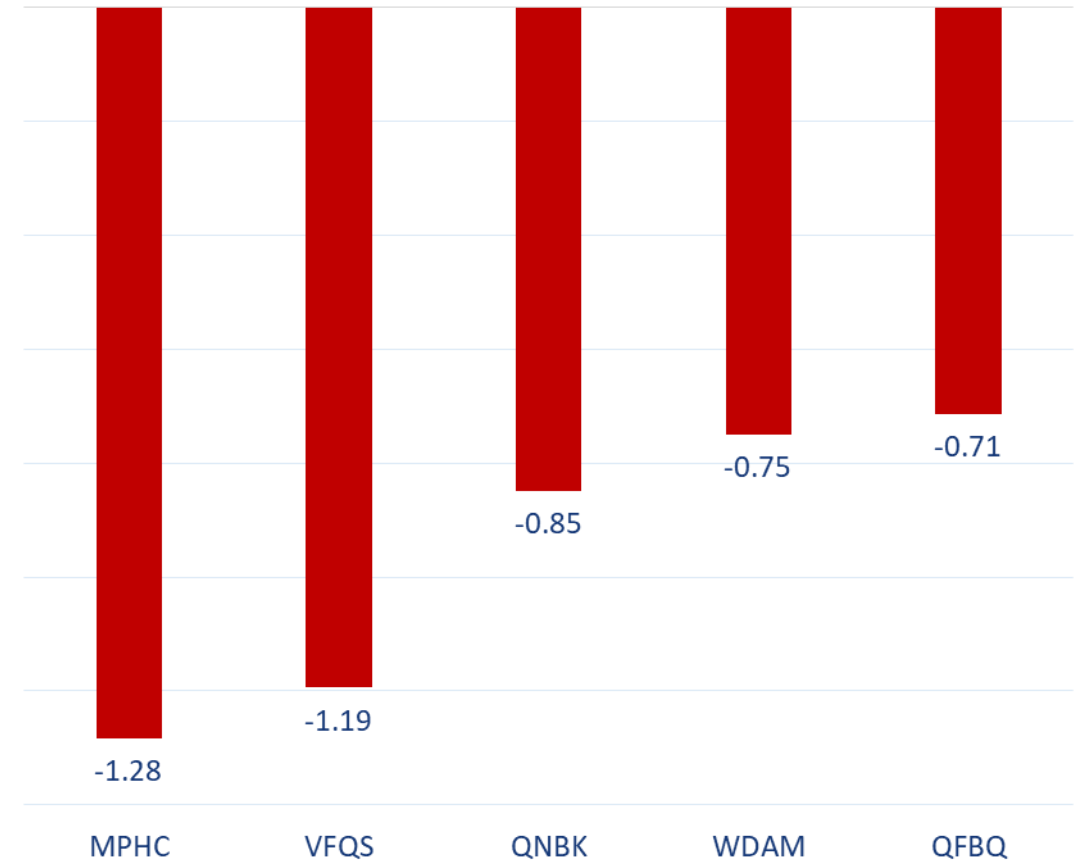
Nationality	Buy %	Sell %	Net
Qataris	74.48%	73.72%	0.76%
GCC	2.39%	2.32%	0.07%
Arab	13.28%	11.29%	1.99%
Foreigners	24.58%	21.95%	-2.82%

Top 5 Companies bought (net) by **Foreigners** in the last session



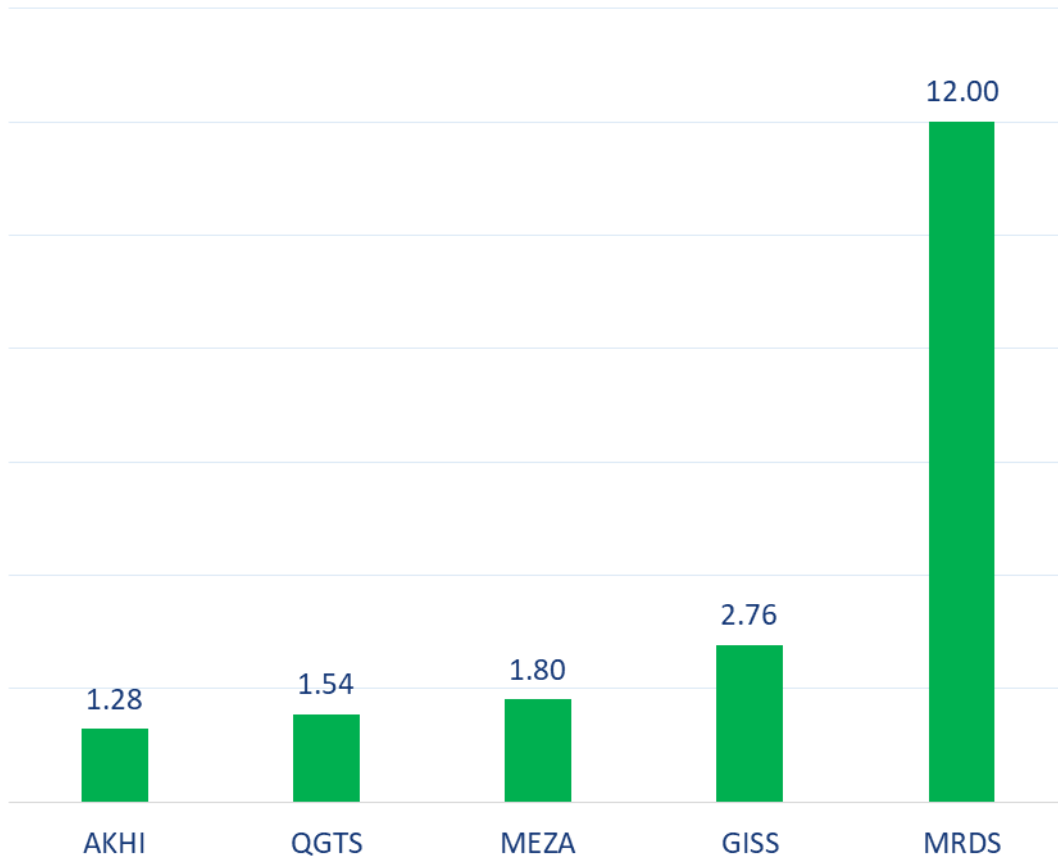
In million shares

Top 5 Companies sold (net) by **Foreigners** in the last session



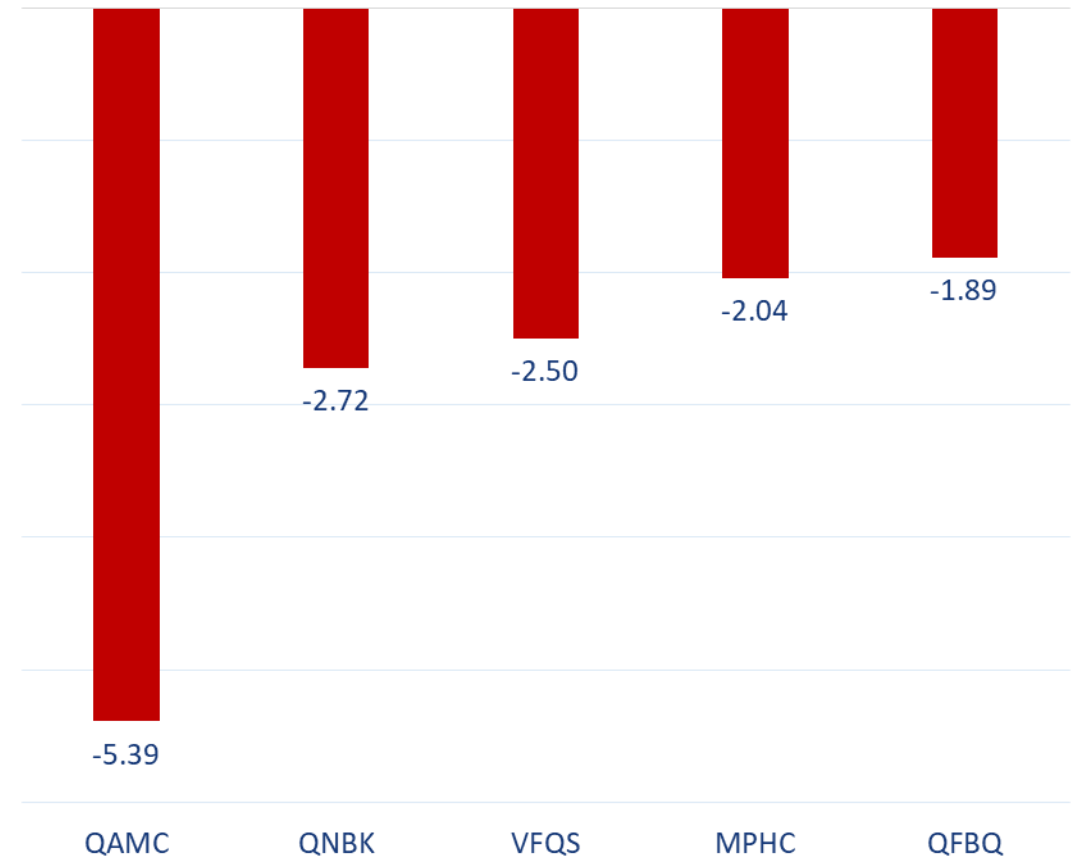
In million shares

Top 5 Companies bought (net) by **Foreigners** over the last week



In million shares

Top 5 Companies sold (net) by **Foreigners** over the last week



In million shares



The figures represent a change in the number of shares.

Daily Change: The net change between 29th and 26th of October and

Change for the last 5 sessions: The total daily net change for the last 5 sessions.

Change for the last 10 sessions: The total daily net change for the last 10 sessions.

Change for the last 20 sessions: The total daily net change for the last 20 sessions.

DISCLAIMER:

The information contained was obtained from various public sources believed to be reliable, but we do not guarantee its accuracy. Wasata Financial Securities makes no representations or warranties (express or implied) regarding the data and information provided and Wasata Financial Securities does not represent that the information content of this document is complete, or free from any error, not misleading, or fit for any particular purpose. This report document provides general information only. Neither the information nor any opinion expressed constitutes an offer or an invitation to make an offer, to buy or sell any securities or other investment products related to such securities or investments.

This report document contained is subject to change without prior notice. Wasata assumes no responsibility to update the information in this report document.



Prepared by Financial Advisory Department


وساطة
WASATA
للأوراق المالية
FINANCIAL SECURITIES

+974 44498880

ramzi.qasmieh@Wasata.qa