



Daily Report for Ownership Changes

3rd of October 2023 Session

									3-Oct			
Company	Qatari				GCC				Foreigners			
	Daily Chg.	Last 5 Sessions Chg.	Last 10 Sessions Chg.	Last 20 Sessions Chg.	Daily Chg.	Last 5 Sessions Chg.	Last 10 Sessions Chg.	Last 20 Sessions Chg.	Daily Chg.	Last 5 Sessions Chg.	Last 10 Sessions Chg.	Last 20 Sessions Chg.
QNBK	-192,767	-8,989	-1,639,737	140,589	0	1,600	-24,117	-76,658	192,767	7,389	1,663,854	-63,931
QIBK	61,830	222,609	1,099,882	1,295,846	44	10,481	28,826	61,378	-61,874	-233,090	-1,128,708	-1,357,224
CBQK	162,946	1,332,852	2,412,949	1,903,166	307,640	404,215	808,430	404,215	-470,586	-1,737,067	-3,221,379	-2,307,381
DHBK	-221,766	795,483	2,880,454	11,638,282	-45,000	58,000	93,958	-72,918	266,766	-853,483	-2,974,412	-11,565,364
ABQK	0	0	0	-7,910	0	0	0	0	0	0	0	7,910
QIKK	190,842	-214,452	58,291	533,795	-200,000	-199,000	-398,900	-198,900	9,158	413,452	340,609	-334,895
MARK	149,056	2,220,860	8,700,853	6,762,403	-23,183	-45,827	-126,039	-351,013	-125,873	-2,175,033	-8,574,814	-6,411,390
DUBK	134,048	2,558,744	7,913,444	-5,384,847	0	-12,180	3,816	2,970	-134,048	-2,546,564	-7,917,260	5,381,877
QFBQ	-217,880	-260,097	-976,044	24,026	0	-78,288	-76,892	-2,399	217,880	338,385	1,052,936	-21,627
NLCS	463,507	-1,524,873	-2,814,935	-4,446,243	-3,255	135,151	311,302	512,530	-460,252	1,389,722	2,503,633	3,933,713
DBIS	-472,745	-481,621	-653,453	-993,427	21,762	6,762	1,524	-118,040	450,983	474,859	651,929	1,111,467
QOIS	2,720,339	621,622	2,883,395	3,907,984	-67,959	181,449	316,833	180,340	-2,652,380	-803,071	-3,200,228	-4,088,324
IHGS	44,896	128,027	186,567	670,064	0	0	0	-6,540	-44,896	-128,027	-186,567	-663,524
ZHCD	0	-1,163	-9,741	-61,080	0	0	0	0	0	1,163	9,741	61,080
QGMD	150,899	-362,826	1,131,707	-4,035,386	27,000	-115,055	-203,715	-161,874	-177,899	477,881	-927,992	4,197,260
SIIS	-343,102	2,417,508	3,245,796	-7,459,082	-10,000	-392,915	-781,052	-58,218	353,102	-2,024,593	-2,464,744	7,517,300
BLDN	-21,299	1,932,741	2,106,934	-4,922,994	651	-203,195	-161,993	119,073	20,648	-1,729,546	-1,944,941	4,803,921
MCGS	74,693	-94,748	-424,056	3,898,733	0	-27,023	-54,046	0	-74,693	121,771	478,102	-3,898,733
QCFS	0	0	0	10	0	0	0	0	0	0	0	-10
QFLS	-135,451	-806,378	-988,167	-437,115	0	-33,621	-151,882	-128,638	135,451	839,999	1,140,049	565,753
WDAM	1,428,465	661,281	-19,037	608,530	-104,831	-212,801	-449,674	-10,255	-1,323,634	-448,480	468,711	-598,275
MCCS	24,621	259,124	604,059	521,746	0	0	0	0	-24,621	-259,124	-604,059	-521,746
MERS	27,412	32,688	248,444	196,483	0	0	0	-132	-27,412	-32,688	-248,444	-196,351
MEZA	-224,632	-910,668	-1,451,076	-5,697,077	-3,160	-6,301	-8,601	-111,649	227,792	916,969	1,459,677	5,808,726
QIMD	0	118,918	257,125	-26,407	0	0	0	0	0	-118,918	-257,125	26,407

									3-Oct			
Company	Qatari				GCC				Foreigners			
	Daily Chg.	Last 5 Sessions Chg.	Last 10 Sessions Chg.	Last 20 Sessions Chg.	Daily Chg.	Last 5 Sessions Chg.	Last 10 Sessions Chg.	Last 20 Sessions Chg.	Daily Chg.	Last 5 Sessions Chg.	Last 10 Sessions Chg.	Last 20 Sessions Chg.
QNCD	65,776	204,416	528,893	692,196	0	0	-1,111	-1,111	-65,776	-204,416	-527,981	-691,085
IQCD	110,577	1,131,655	866,757	-1,488,458	0	2,601	2,800	-289,005	-110,577	-1,134,256	-869,557	1,777,463
QIGD	-87,779	-106,584	-717,072	589,886	0	-8,583	-14,220	-4,459	87,779	115,167	731,292	-585,427
QEWS	11,992	-5,947	-825,468	-786,747	0	0	630	630	-11,992	5,947	824,838	786,117
AHCS	245,521	679,734	1,313,938	3,789,028	0	0	1,725	22,482	-245,521	-679,734	-1,315,663	-3,811,510
GISS	19,570	430,158	19,900,323	-5,732,666	-121,562	-1,278	-103,563	-17,097	101,992	-428,880	-19,796,760	5,749,763
MPHC	111,907	-322,062	314,586	-24,053,670	-2,300	-5,282	-28,758	30,031	-109,607	327,344	-285,828	24,023,639
IGRD	-419,878	-2,655,912	-4,515,588	-327,406	0	6,937	34,762	-15,278	419,878	2,648,975	4,480,826	342,684
QAMC	393,264	-382,430	-463,976	-3,210,078	-7,120	-177,010	-381,456	-232,122	-386,144	559,440	845,432	3,442,200
QATI	-109,723	1,035,268	-8,646,821	-8,164,659	0	-45,000	-96,170	-448,500	109,723	-990,268	8,742,991	8,613,159
DOHI	0	-64,391	-101,567	28,966	0	0	0	-71,737	0	64,391	101,567	42,771
QGRI	0	-24,722	-14,256	5,608	0	0	0	0	0	24,722	14,256	-5,608
AKHI	580,273	-510,672	-1,111,993	-796,207	0	15,437	15,614	-37,862	-580,273	495,235	1,096,379	834,069
QISI	-620	-586	-3,473	13,659	0	0	0	0	620	586	3,473	-13,659
BEMA	0	-49,172	-51,543	-52,365	0	0	0	0	0	49,172	51,543	52,365
QLMI	-2,916	-27,982	101,832	134,099	0	-55,176	-110,352	-56,776	2,916	83,158	8,520	-77,323
UDCD	-975,224	-1,243,693	-1,810,967	-1,012,179	700	134,637	268,374	134,756	974,524	1,109,056	1,542,593	877,423
BRES	-121,970	-134,606	-2,080,953	-1,087,787	0	0	-500	-1,700	121,970	134,606	2,081,453	1,089,487
ERES	-330,041	1,184,580	1,753,689	-603,184	62,413	63,075	-97,449	124,245	267,628	-1,247,655	-1,656,240	478,939
MRDS	-567,772	-1,883,514	-1,669,485	385,248	-67,483	-130,840	755,544	787,249	635,255	2,014,354	913,941	-1,172,497
ORDS	95,172	888,136	1,553,227	2,831,114	0	-116,479	-283,448	-228,809	-95,172	-771,657	-1,269,779	-2,602,305
VFQS	732,764	-474,960	-2,233,387	4,293,098	3,008	3,008	4,844	-135,404	-735,772	471,952	2,228,543	-4,157,694
QNNS	-43,712	-658,126	-1,745,856	-3,558,376	0	8,612	9,091	22,356	43,712	649,514	1,736,765	3,536,020
GWCS	-70,440	-415,290	-1,169,522	-552,404	0	1,395	-6,030	-7,405	70,440	413,895	1,175,552	559,809
QGTS	-1,262,260	-1,546,249	-2,821,335	-8,593,899	-107,847	-123,697	-345,878	-683,782	1,370,107	1,669,946	3,167,213	9,277,681

Trading by nationality for the last Session

Nationality	Purchasing Value	Selling Value	Difference
Qataris	310.81	304.29	6.52
GCC	37.92	14.11	23.81
Arab	50.91	51.63	-0.71
Foreigners	56.44	86.06	-29.62
Total	456.08	456.08	0.00

Trading values by nationality for the last Session

Nationality	Buy %	Sell %	Net
Qataris	68.15%	66.72%	1.4%
GCC	8.32%	3.10%	5.2%
Arab	11.16%	11.32%	-0.2%
Foreigners	12.37%	18.87%	-6.5%

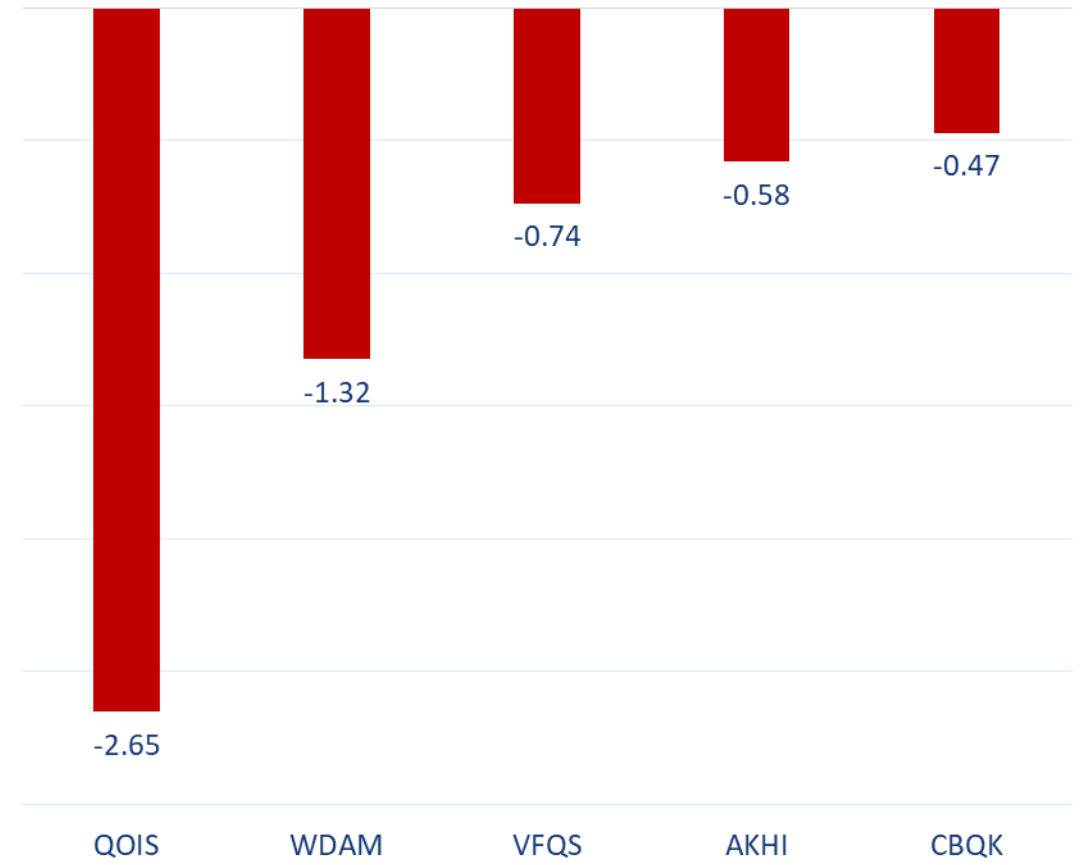
In million QAR

Top 5 Companies bought (net) by **Foreigners** in the last session



In million shares

Top 5 Companies sold (net) by **Foreigners** in the last session



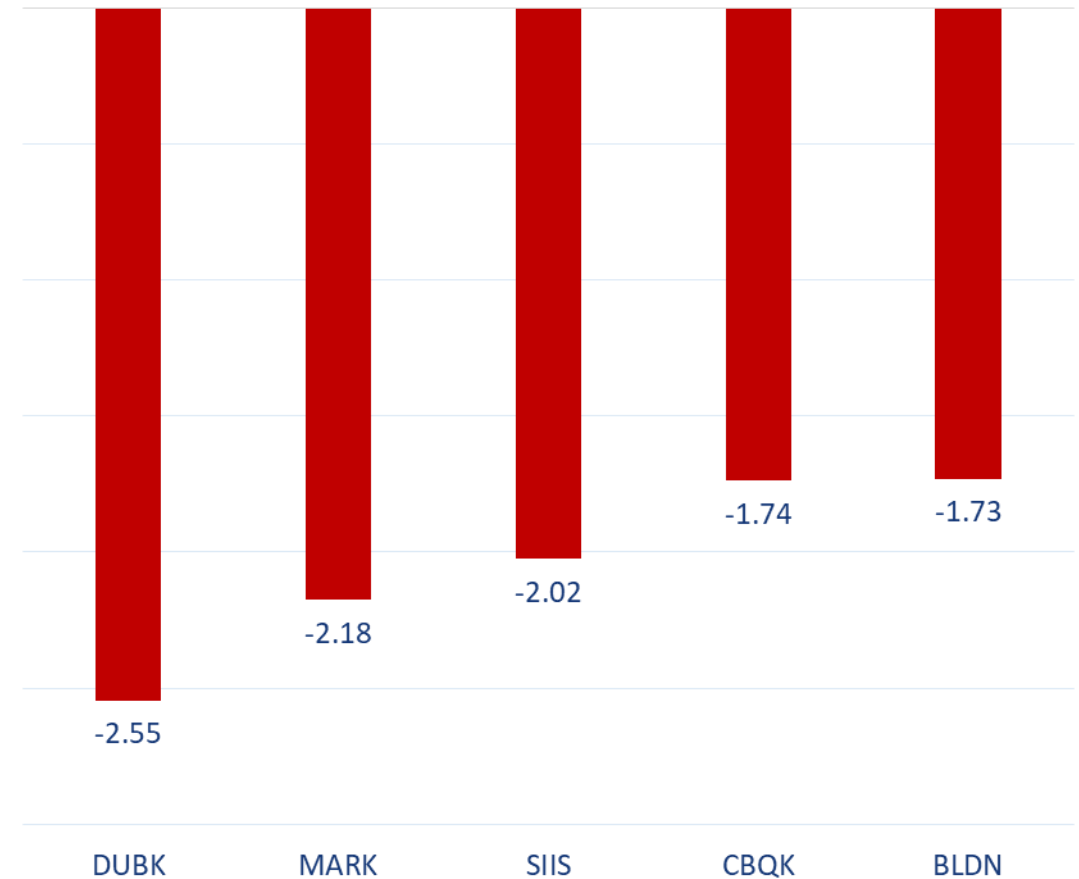
In million shares

Top 5 Companies bought (net) by **Foreigners** over the last week



In million shares

Top 5 Companies sold (net) by **Foreigners** over the last week



In million shares



The figures represent a change in the number of shares.

Daily Change: The net change between 3rd and 2nd of October and

Change for the last 5 sessions: The total daily net change for the last 5 sessions.


Change for the last 10 sessions: The total daily net change for the last 10 sessions.

Change for the last 20 sessions: The total daily net change for the last 20 sessions.

DISCLAIMER:

The information contained was obtained from various public sources believed to be reliable, but we do not guarantee its accuracy. Wasata Financial Securities makes no representations or warranties (express or implied) regarding the data and information provided and Wasata Financial Securities does not represent that the information content of this document is complete, or free from any error, not misleading, or fit for any particular purpose. This report document provides general information only. Neither the information nor any opinion expressed constitutes an offer or an invitation to make an offer, to buy or sell any securities or other investment products related to such securities or investments.

This report document contained is subject to change without prior notice. Wasata assumes no responsibility to update the information in this report document.



Prepared by Financial Advisory Department


للأوراق المالية
FINANCIAL SECURITIES

+974 44498880

ramzi.qasmieh@Wasata.qa