



Daily Report for Ownership Changes

30th of October 2023 Session

company									30-Oct			
	Qatari				GCC				Foreigners			
	Daily Chg.	Last 5 Sessions Chg.	Last 10 Sessions Chg.	Last 20 Sessions Chg.	Daily Chg.	Last 5 Sessions Chg.	Last 10 Sessions Chg.	Last 20 Sessions Chg.	Daily Chg.	Last 5 Sessions Chg.	Last 10 Sessions Chg.	Last 20 Sessions Chg.
QNBK	1,190,097	4,031,861	3,945,156	3,332,095	-919	60,595	-170,916	-259,963	-1,189,178	-4,092,456	-3,774,240	-3,072,132
QIBK	372,495	1,041,409	1,750,340	1,665,143	-2,877	-3,934	-19,305	-14,715	-369,618	-1,037,475	-1,731,035	-1,650,428
CBQK	1,030,186	2,240,344	3,300,672	5,304,639	0	27,000	27,000	652,736	-1,030,186	-2,267,344	-3,327,672	-5,957,375
DHBK	-968,523	698,924	-2,246,544	-3,106,323	-16,700	-198,990	62,830	208,533	985,223	-499,934	2,183,714	2,897,790
ABQK	0	0	-123	-123	0	0	123	123	0	0	0	0
QIIK	173,868	725,769	933,355	1,602,973	0	0	10,000	-429,613	-173,868	-725,769	-943,355	-1,173,360
MARK	3,367,965	3,629,290	4,498,364	9,136,454	-47,867	-10,397	-116,607	-807,014	-3,320,098	-3,618,893	-4,381,757	-8,329,440
DUBK	373,885	237,449	-75,858	-1,193,713	-19,449	219	-2,111	-13,711	-354,436	-237,668	77,969	1,207,424
QFBQ	-3,001,772	-1,219,341	-117,093	396,922	933	-6,237	-97,657	-27,218	3,000,839	1,225,578	214,750	-369,704
NLCS	261,260	-254,290	3,748,311	5,523,997	-93	-109,423	289,701	364,519	-261,167	363,713	-4,038,012	-5,888,516
DBIS	23,867	-621,040	436,176	-494,857	31,130	12,906	22,299	36,938	-54,997	608,134	-458,475	457,919
QOIS	192,137	1,294,734	1,558,006	5,477,281	-48,307	-66,817	-306,606	-772,530	-143,830	-1,227,917	-1,251,400	-4,704,751
IHGS	62,863	77,907	458,480	1,239,914	0	0	0	0	-62,863	-77,907	-458,480	-1,239,914
ZHCD	0	-2,103	11,128	-16,598	0	0	0	0	0	2,103	-11,128	16,598
QGMD	853,446	1,125,586	67,692	-671,178	-32,076	88,724	-33,550	5,137	-821,370	-1,214,310	-34,142	666,041
SIIS	922,239	-619,789	595,919	4,434,253	401,034	408,425	82,535	-807,606	-1,323,273	211,364	-678,454	-3,626,647
BLDN	-640,351	-1,717,051	-1,063,121	-5,267,835	-465,962	-559,099	45,901	5,962	1,106,313	2,276,150	1,017,220	5,261,873
MCGS	615,358	569,453	730,305	824,221	0	0	0	0	-615,358	-569,453	-730,305	-824,221
QCFS	0	0	0	0	0	0	0	0	0	0	0	0
QFLS	488,325	813,775	646,191	581,025	0	1,570	2,070	-28,784	-488,325	-815,345	-648,261	-552,241
WDAM	44,627	-10,242	-121,398	1,490,545	-1,450	-65,980	-60,121	-9,859	-43,177	76,222	181,519	-1,480,686
MCCS	-201,176	-49,015	156,701	383,072	0	1,050	-239	-239	201,176	47,965	-156,462	-382,833
MERS	10,548	-852	19,784	55,046	0	0	0	492	-10,548	852	-19,784	-55,542
MEZA	-865,338	-2,406,376	-4,706,305	-5,817,149	0	0	-4,000	-18,387	865,338	2,406,376	4,710,305	5,835,536
QIMD	-466	-3,734	249,004	424,548	0	0	-200,000	-200,200	466	3,734	-49,004	-224,348

company									30-Oct			
	Qatari				GCC				Foreigners			
	Daily Chg.	Last 5 Sessions Chg.	Last 10 Sessions Chg.	Last 20 Sessions Chg.	Daily Chg.	Last 5 Sessions Chg.	Last 10 Sessions Chg.	Last 20 Sessions Chg.	Daily Chg.	Last 5 Sessions Chg.	Last 10 Sessions Chg.	Last 20 Sessions Chg.
QNCD	-39,863	114,515	329,744	1,192,945	0	0	0	0	39,863	-114,515	-329,744	-1,194,919
IQCD	-304,513	-398,014	-611,387	-1,102,280	0	2,550	-61,080	-30,178	304,513	395,464	672,467	1,132,458
QIGD	-17,279	-60,794	-1,067,585	-1,485,493	0	0	0	0	17,279	60,794	1,067,585	1,485,493
QEWS	69,690	-426,023	-628,781	-678,408	0	0	0	0	-69,690	426,023	628,781	678,408
AHCS	-896,205	-1,119,101	165,759	1,299,833	384,900	376,910	368,910	276,410	511,305	742,191	-534,669	-1,576,243
GISS	-997,241	-3,275,927	-8,073,277	-5,461,395	65,913	74,463	43,001	-1,154,126	931,328	3,201,464	8,030,276	6,615,521
MPHC	2,181,122	3,065,775	4,420,430	5,992,428	-3,300	-68	21,504	137,501	-2,177,822	-3,065,707	-4,441,934	-6,129,929
IGRD	-1,161,334	357,175	263,650	4,119,758	15,000	-21,463	-15,321	-13,175	1,146,334	-335,712	-248,329	-4,106,583
QAMC	447,655	3,810,847	11,157,536	18,405,950	-2,562	70,123	241,551	1,012,515	-445,093	-3,880,970	-11,399,087	-19,418,465
QATI	336,578	593,752	1,100,977	4,821,121	47,303	77,303	27,303	-3,532,697	-383,881	-671,055	-1,128,280	-1,288,424
DOHI	-26,233	-11,070	-5,787	101,364	1,000	1,000	1,000	1,000	25,233	10,070	4,787	-102,364
QGRI	19,145	19,145	19,145	54,224	-10,000	-10,000	-10,000	-10,000	-9,145	-9,145	-9,145	-44,224
AKHI	353,019	-970,035	-885,033	-1,254,039	24,184	24,184	24,184	45,904	-377,203	945,851	860,849	1,208,135
QISI	-807	5,013	4,093	-4,112	0	-31,570	-31,570	-31,570	807	26,557	27,477	35,682
BEMA	-8,950	-14,450	-11,050	54,875	0	0	0	0	8,950	14,450	11,050	-54,875
QLMI	64,400	33,350	85,870	-64,773	0	0	0	-1,000	-64,400	-33,350	-85,870	65,773
UDCD	-1,490,634	-499,830	-2,082,028	-11,344,821	0	-36,244	262,941	519,779	1,490,634	536,074	1,819,087	10,825,042
BRES	-920,688	-1,021,637	-491,886	1,986,369	0	25	30,025	14,355	920,688	1,021,612	461,861	-2,000,724
ERES	-1,416,966	-837,252	180,165	281,215	82,151	103,007	-64,192	153,638	1,334,815	734,245	-115,973	-434,853
MRDS	2,876,350	-9,347,613	-9,050,855	-6,905,877	-294,965	-79,084	-24,508	-200,708	-2,581,385	9,426,697	9,075,363	7,106,585
ORDS	-91,043	1,084,830	1,025,938	2,530,058	0	-138,153	-288,090	-1,008,000	91,043	-946,677	-737,848	-1,522,058
VFQS	89,902	2,117,187	-4,055,373	-8,025,027	14,000	14,826	-14,675	-103,013	-103,902	-2,132,013	4,070,048	8,128,040
QNNS	9,599	460,895	1,161,599	2,008,007	0	0	-53,152	-169,750	-9,599	-460,895	-1,108,447	-1,838,257
GWCS	372,509	134,927	207,302	-379,367	0	20,000	20,000	25,000	-372,509	-154,927	-227,302	354,367
QGTS	-152,923	-1,702,751	5,204,550	4,338,170	0	-48,260	211,546	115,691	152,923	1,751,011	-5,416,096	-4,453,861

Trading values by nationality for the last Session

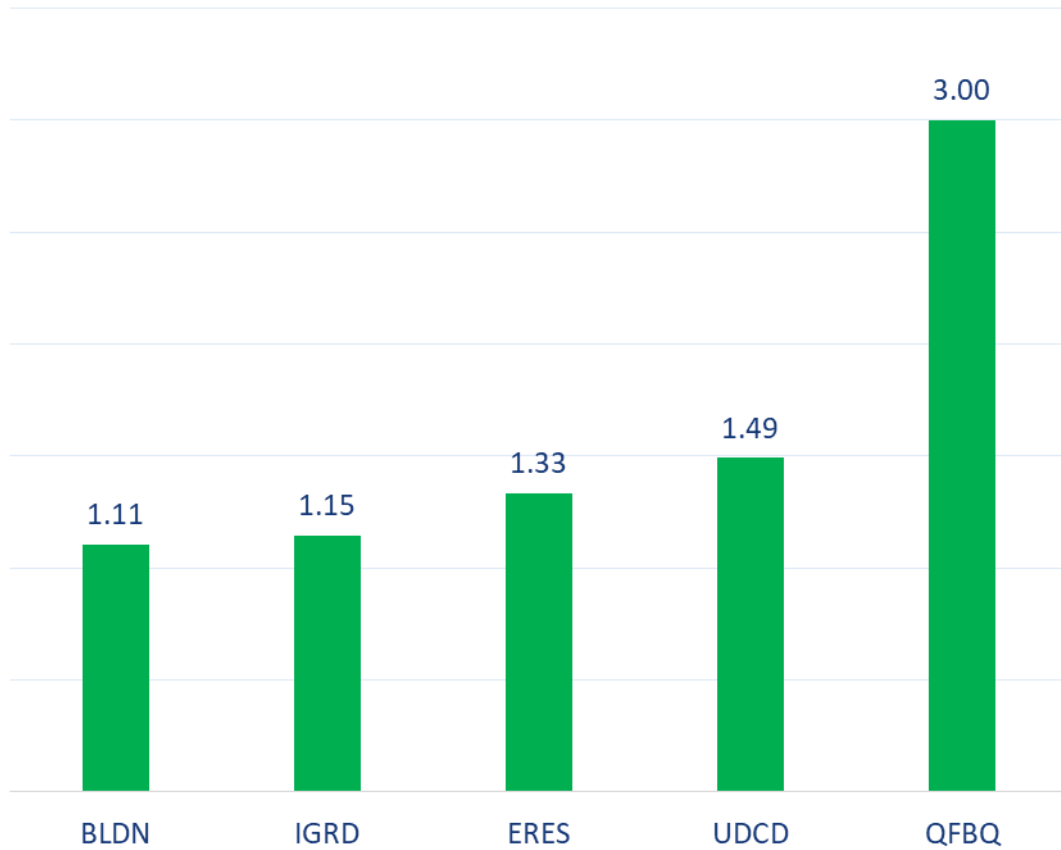
Nationality	Purchasing Value	Selling Value	Difference
Qataris	581.07	541.76	39.31
GCC	26.49	10.71	15.77
Arab	101.64	94.11	7.53
Foreigners	117.21	179.83	-62.62
Total	826.41	826.41	0.00

In million QAR

Trading by nationality for the last Session

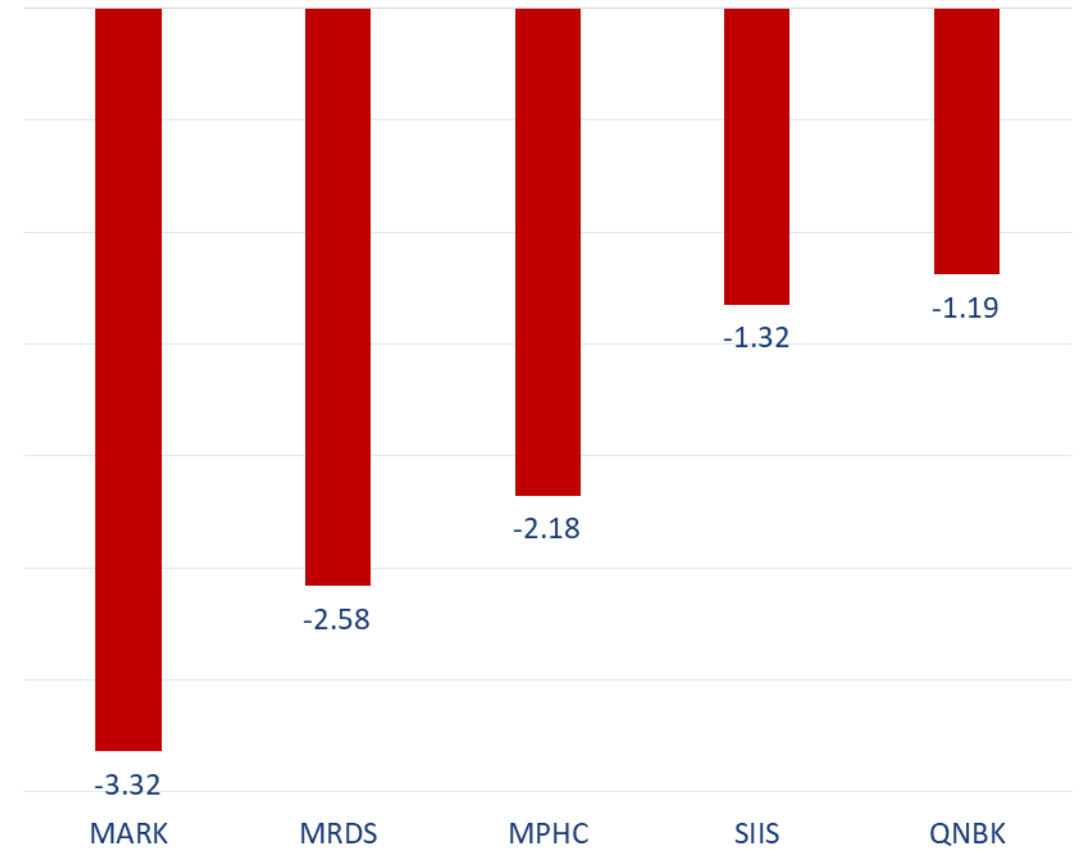
Nationality	Buy %	Sell %	Net
Qataris	70.31%	65.56%	4.76%
GCC	3.20%	1.30%	1.91%
Arab	12.30%	11.39%	0.91%
Foreigners	24.58%	21.95%	-7.58%

Top 5 Companies bought (net) by **Foreigners** in the last session



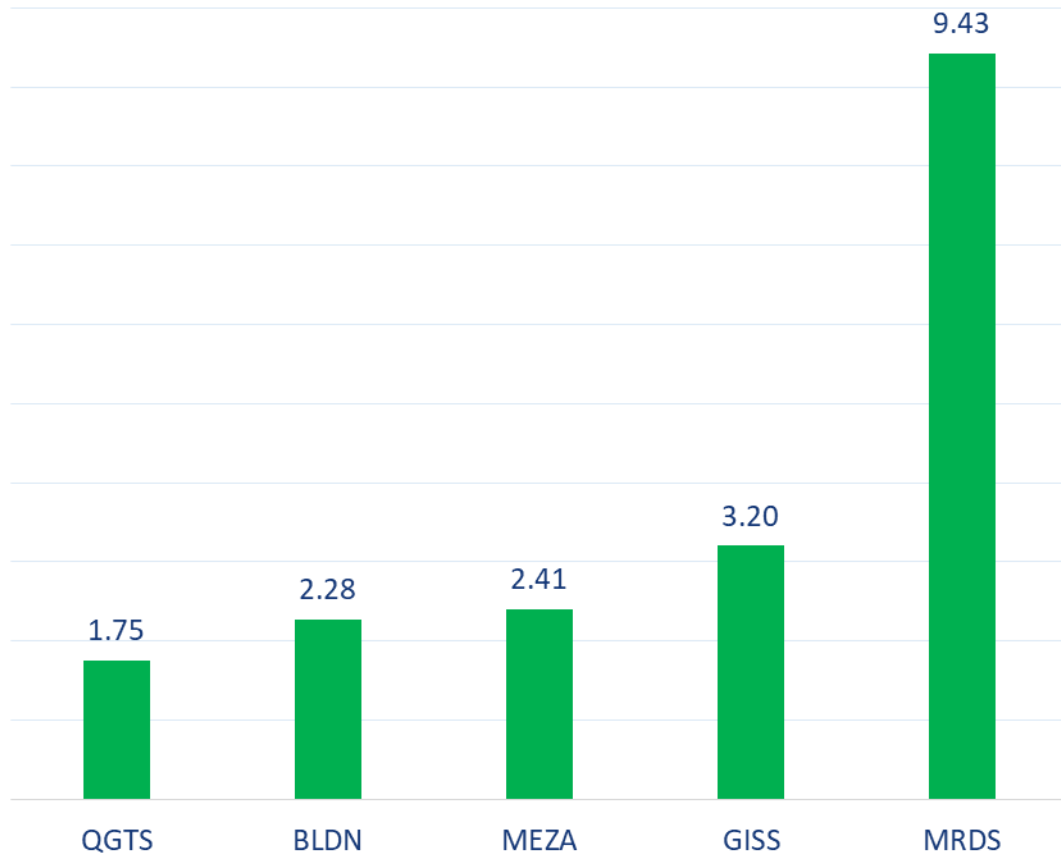
In million shares

Top 5 Companies sold (net) by **Foreigners** in the last session



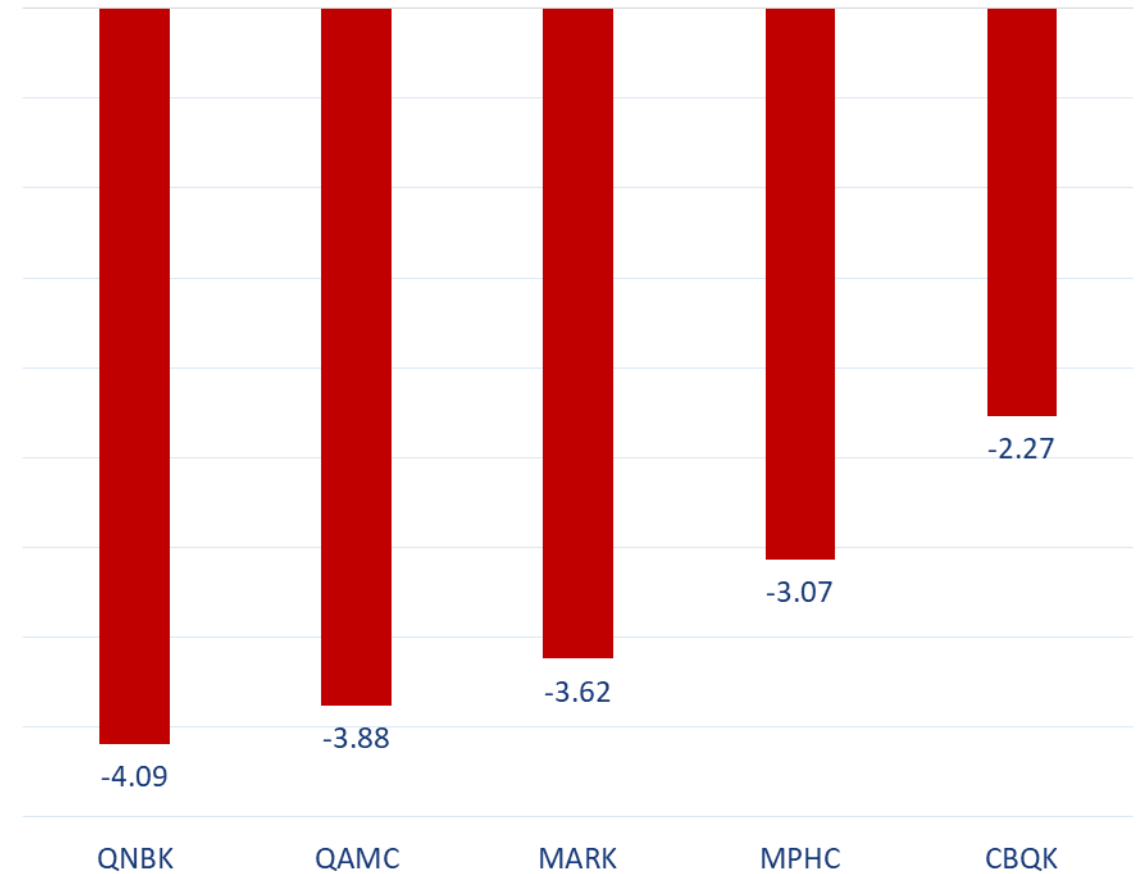
In million shares

Top 5 Companies bought (net) by **Foreigners** over the last week



In million shares

Top 5 Companies sold (net) by **Foreigners** over the last week



In million shares



The figures represent a change in the number of shares.

Daily Change: The net change between 30th and 29th of October and

Change for the last 5 sessions: The total daily net change for the last 5 sessions.

Change for the last 10 sessions: The total daily net change for the last 10 sessions.

Change for the last 20 sessions: The total daily net change for the last 20 sessions.

DISCLAIMER:

The information contained was obtained from various public sources believed to be reliable, but we do not guarantee its accuracy. Wasata Financial Securities makes no representations or warranties (express or implied) regarding the data and information provided and Wasata Financial Securities does not represent that the information content of this document is complete, or free from any error, not misleading, or fit for any particular purpose. This report document provides general information only. Neither the information nor any opinion expressed constitutes an offer or an invitation to make an offer, to buy or sell any securities or other investment products related to such securities or investments.

This report document contained is subject to change without prior notice. Wasata assumes no responsibility to update the information in this report document.



Prepared by Financial Advisory Department


وساطة
WASATA
للأوراق المالية
FINANCIAL SECURITIES

+974 44498880

ramzi.qasmieh@Wasata.qa