



Daily Report for Ownership Changes

4th of October 2023 Session

									4-Oct			
Company	Qatari				GCC				Foreigners			
	Daily Chg.	Last 5 Sessions Chg.	Last 10 Sessions Chg.	Last 20 Sessions Chg.	Daily Chg.	Last 5 Sessions Chg.	Last 10 Sessions Chg.	Last 20 Sessions Chg.	Daily Chg.	Last 5 Sessions Chg.	Last 10 Sessions Chg.	Last 20 Sessions Chg.
QNBK	81,492	9,097	-1,431,883	-145,339	0	1,600	-24,864	-77,383	-81,492	-10,697	1,456,747	222,722
QIBK	-120,279	163,174	805,472	910,869	703	11,184	30,026	62,081	119,576	-174,358	-835,498	-972,950
CBQK	-224,804	890,524	1,763,529	863,373	318,096	722,311	1,444,622	722,311	-93,292	-1,612,835	-3,208,151	-1,585,684
DHBK	-202,924	596,617	1,255,769	8,692,224	-9,970	48,030	74,018	33,988	212,894	-644,647	-1,329,787	-8,726,212
ABQK	0	0	0	-7,910	0	0	0	0	0	0	0	7,910
QIK	234,542	193,377	560,542	623,282	-244,613	-443,613	-888,126	-443,513	10,071	250,236	327,584	-179,769
MARK	168,495	2,379,426	9,068,791	7,278,798	-29,510	-58,767	-129,149	-502,046	-138,985	-2,320,659	-8,939,642	-6,776,752
DUBK	-247,834	1,174,579	5,565,483	-6,190,731	-1,946	-11,126	2,924	1,024	249,780	-1,163,453	-5,568,407	6,189,707
QFBQ	-224,761	-816,776	-1,815,294	-529,939	0	-46,688	-49,292	-42,399	224,761	863,464	1,864,586	572,338
NLCS	-1,165,493	-2,437,706	-4,008,080	-6,406,263	160,000	295,151	631,302	558,009	1,005,493	2,142,555	3,376,778	5,848,254
DBIS	-439,262	-880,766	-1,616,828	-1,692,412	6,399	13,161	3,582	-52,308	432,863	867,605	1,613,246	1,744,720
QOIS	57,735	2,978,006	4,548,055	3,841,960	-511,571	-535,084	-911,271	-308,846	453,836	-2,442,922	-3,636,784	-3,533,114
IHGS	-8,473	27,603	15,011	551,953	0	0	0	0	8,473	-27,603	-15,011	-551,953
ZHCD	-26,225	-27,388	-46,180	-88,892	0	0	0	0	26,225	27,388	46,180	88,892
QGMD	-1,237,474	-1,478,545	-570,459	-5,460,711	0	37,534	-73,126	-161,624	1,237,474	1,441,011	643,585	5,622,335
SIS	321,870	2,292,985	3,609,809	-7,906,617	-424,924	-446,246	-1,249,329	295,179	103,054	-1,846,739	-2,360,480	7,611,438
BLDN	-1,068,899	116,402	-665,170	-5,555,626	43,759	88,169	173,130	162,832	1,025,140	-204,571	492,040	5,392,794
MCGS	-9,877	-44,906	-314,020	3,884,159	0	-27,023	-54,046	0	9,877	71,929	368,066	-3,884,159
QCFS	0	0	0	10	0	0	0	0	0	0	0	-10
QFLS	-25,618	-708,935	-1,180,352	-581,031	-11,994	-11,994	-142,559	-140,632	37,612	720,929	1,322,911	721,663
WDAM	1,634,844	2,653,000	4,564,913	2,497,806	-4,082	-215,716	-362,712	-9,640	-1,630,762	-2,437,284	-4,202,201	-2,488,166
MCCS	-2,209	228,540	561,703	457,093	0	0	0	0	2,209	-228,540	-561,703	-457,093
MERS	5,445	-10,384	215,476	161,217	0	0	0	0	-5,445	10,384	-215,476	-161,217
MEZA	129,583	-697,833	-1,060,188	-5,413,470	0	-6,301	-8,601	-127,545	-129,583	704,134	1,068,789	5,541,015
QIMD	11,950	118,528	268,685	-14,457	0	0	0	0	-11,950	-118,528	-268,685	14,457

									4-Oct			
Company	Qatari				GCC				Foreigners			
	Daily Chg.	Last 5 Sessions Chg.	Last 10 Sessions Chg.	Last 20 Sessions Chg.	Daily Chg.	Last 5 Sessions Chg.	Last 10 Sessions Chg.	Last 20 Sessions Chg.	Daily Chg.	Last 5 Sessions Chg.	Last 10 Sessions Chg.	Last 20 Sessions Chg.
QNCD	78,557	289,091	665,453	654,601	0	0	-1,111	-1,111	-78,557	-289,091	-664,342	-653,490
IQCD	483,673	1,479,872	2,557,681	-339,278	1,402	2,503	4,104	-272,369	-485,075	-1,482,375	-2,561,785	611,647
QIGD	-4,372	-114,908	-916,417	494,497	0	-8,583	-14,220	-3,459	4,372	123,491	930,637	-491,038
QEWS	-28,791	52,805	-667,362	-842,912	0	0	1,000	630	28,791	-52,805	666,362	842,282
AHCS	317,593	909,822	1,812,119	4,277,737	-88,500	-88,500	-175,275	-91,943	-229,093	-821,322	-1,636,844	-4,185,794
GISS	1,090,852	1,959,437	4,078,088	-1,491,988	24,898	8,625	-17,612	28,283	-1,115,750	-1,968,062	-4,060,476	1,463,705
MPHC	1,525,489	1,293,475	3,108,947	-22,808,848	99	16,067	-1,720	30,130	-1,525,588	-1,309,542	-3,107,227	22,778,718
IGRD	-541,563	-2,654,287	-4,738,757	-997,525	4,361	11,298	4,378	-10,917	537,202	2,642,989	4,734,379	1,008,442
QAMC	-89,494	-140,971	-936,644	-3,134,679	-50,000	-277,010	-551,902	-302,122	139,494	417,981	1,488,546	3,436,801
QATI	622,052	1,571,581	-7,314,948	-8,012,842	0	0	-51,170	-448,500	-622,052	-1,571,581	7,366,118	8,461,342
DOHI	0	-59,391	-132,119	21,216	0	0	0	-80,000	0	59,391	132,119	58,784
QGRI	0	-39,722	-40,956	5,608	0	0	0	0	0	39,722	40,956	-5,608
AKHI	-1,626,034	-2,163,045	-4,517,550	-1,022,647	45,921	61,358	107,456	34,159	1,580,113	2,101,687	4,410,094	988,488
QISI	-23,597	-24,183	-50,667	-9,938	0	0	0	0	23,597	24,183	50,667	9,938
BEMA	0	-49,172	-49,172	-52,365	0	0	0	0	0	49,172	49,172	52,365
QLMI	-2,500	-30,282	96,795	132,399	-1,000	-56,176	-112,352	-57,776	3,500	86,458	15,557	-74,623
UDCD	-878,182	-1,523,845	-3,269,677	-1,612,977	0	1,665	135,402	134,756	878,182	1,522,180	3,134,275	1,478,221
BRES	228,164	183,013	-1,334,833	-1,269,096	0	0	-500	-1,700	-228,164	-183,013	1,335,333	1,270,796
ERES	-114,665	1,327,426	1,535,627	86,234	0	63,075	-97,449	102,025	114,665	-1,390,501	-1,438,178	-188,259
MRDS	323,689	662,095	234,444	1,472,074	-291,934	-422,774	321,676	-318,584	-31,755	-239,321	-556,120	-1,153,490
ORDS	155,933	492,285	1,437,196	2,847,697	300	-288,550	-445,219	-228,509	-156,233	-203,735	-991,977	-2,619,188
VFQS	-1,377,004	-1,689,917	-4,475,755	2,410,619	-100,000	-96,992	-195,156	-229,404	1,477,004	1,786,909	4,670,911	-2,181,215
QNNS	-166,369	-571,474	-1,587,290	-3,743,069	-20,000	-20,000	-39,521	2,356	186,369	591,474	1,626,811	3,740,713
GWCS	-67,969	-373,792	-1,104,398	-557,358	0	1,395	2,790	-7,405	67,969	372,397	1,101,608	564,763
QGTS	-810,877	-1,518,810	-3,432,116	-8,975,868	25,637	-98,060	-294,104	-651,145	785,240	1,616,870	3,726,220	9,627,013

Trading by nationality for the last Session

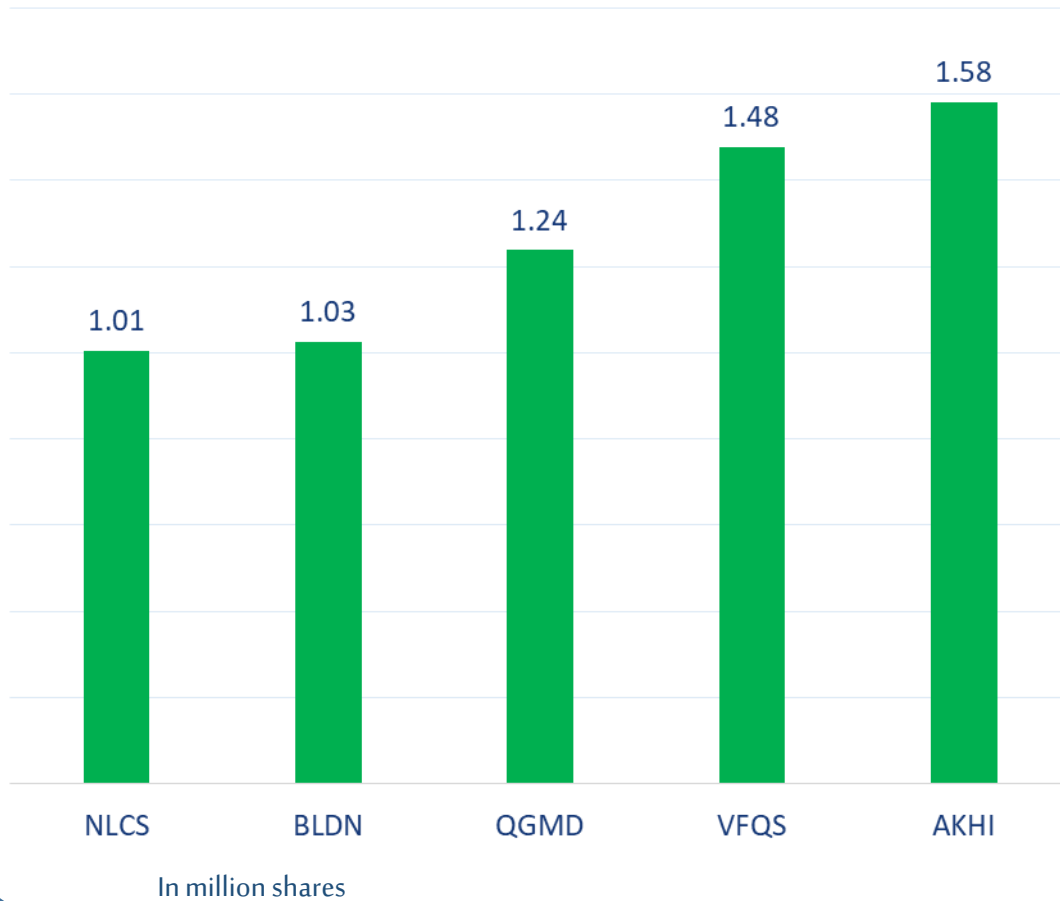
Nationality	Purchasing Value	Selling Value	Difference
Qataris	291.59	289.41	2.18
GCC	12.15	13.53	-1.38
Arab	43.32	42.24	1.08
Foreigners	71.55	73.43	-1.88
Total	418.61	418.61	0.00

Trading values by nationality for the last Session

Nationality	Buy %	Sell %	Net
Qataris	69.66%	69.14%	0.5%
GCC	2.90%	3.23%	-0.3%
Arab	10.35%	10.09%	0.3%
Foreigners	17.09%	17.54%	-0.5%

In million QAR

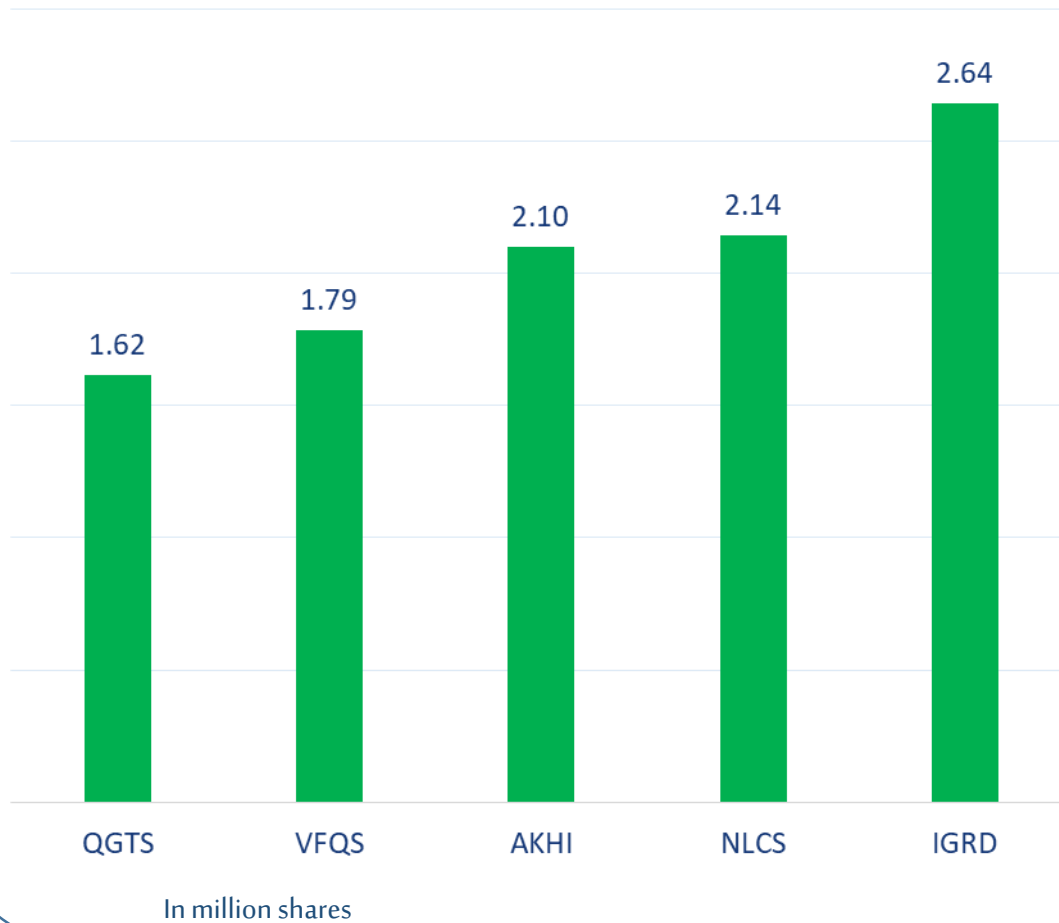
Top 5 Companies bought (net) by **Foreigners** in the last session



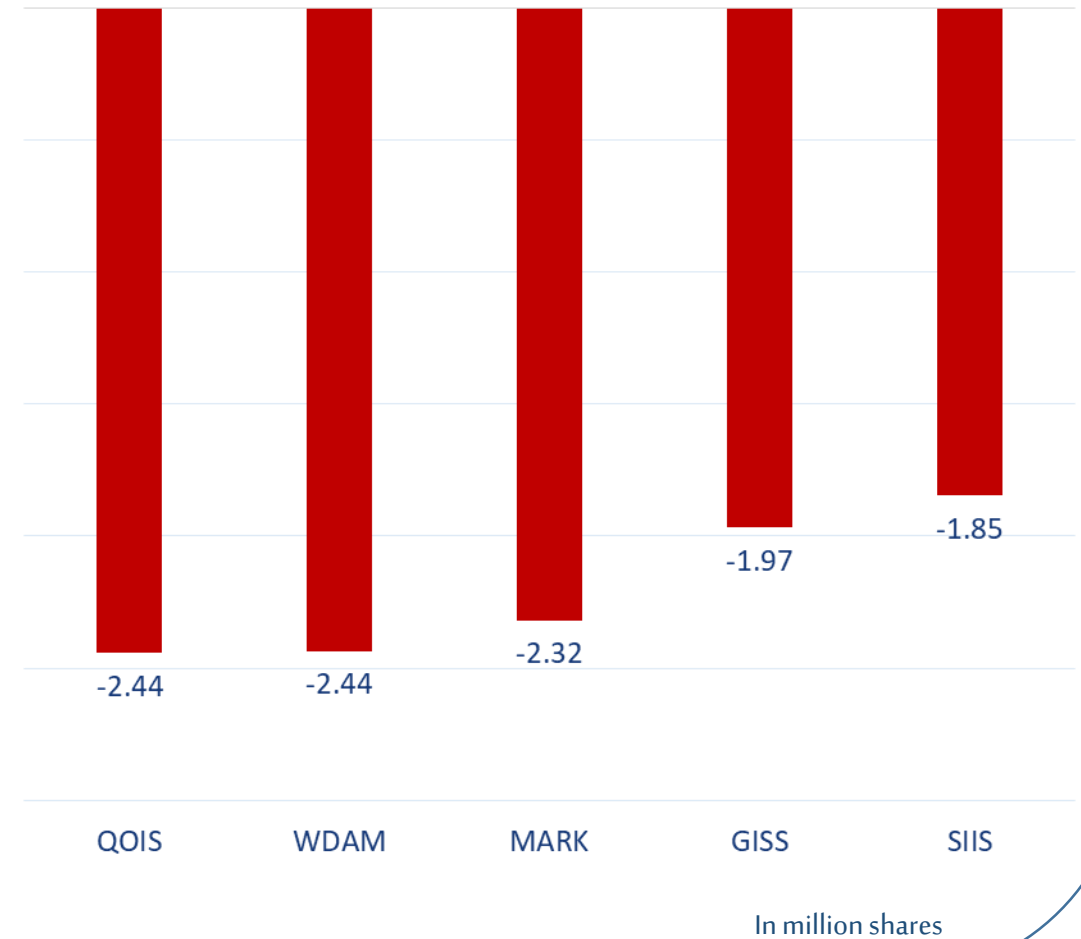
Top 5 Companies sold (net) by **Foreigners** in the last session



Top 5 Companies bought (net) by **Foreigners** over the last week



Top 5 Companies sold (net) by **Foreigners** over the last week





The figures represent a change in the number of shares.

Daily Change: The net change between 4th and 3rd of October and

Change for the last 5 sessions: The total daily net change for the last 5 sessions.

Change for the last 10 sessions: The total daily net change for the last 10 sessions.

Change for the last 20 sessions: The total daily net change for the last 20 sessions.

DISCLAIMER:

The information contained was obtained from various public sources believed to be reliable, but we do not guarantee its accuracy. Wasata Financial Securities makes no representations or warranties (express or implied) regarding the data and information provided and Wasata Financial Securities does not represent that the information content of this document is complete, or free from any error, not misleading, or fit for any particular purpose. This report document provides general information only. Neither the information nor any opinion expressed constitutes an offer or an invitation to make an offer, to buy or sell any securities or other investment products related to such securities or investments.

This report document contained is subject to change without prior notice. Wasata assumes no responsibility to update the information in this report document.



Prepared by Financial Advisory Department


وساطة
WASATA
للأوراق المالية
FINANCIAL SECURITIES

+974 44498880

ramzi.qasmieh@Wasata.qa