



Daily Report for Ownership Changes

8th of October 2023 Session

Company									8-Oct			
	Qatari				GCC				Foreigners			
	Daily Chg.	Last 5 Sessions Chg.	Last 10 Sessions Chg.	Last 20 Sessions Chg.	Daily Chg.	Last 5 Sessions Chg.	Last 10 Sessions Chg.	Last 20 Sessions Chg.	Daily Chg.	Last 5 Sessions Chg.	Last 10 Sessions Chg.	Last 20 Sessions Chg.
QNBK	35,451	-672,907	-2,328,860	-1,144,772	0	14,423	2,382	-62,760	-35,451	658,484	2,326,478	1,207,532
QIBK	-81,140	61,248	278,203	818,366	0	6,277	19,002	27,952	81,140	-67,525	-297,205	-846,318
CBQK	110,968	561,983	1,764,237	1,044,883	0	722,311	1,444,622	722,311	-110,968	-1,284,294	-3,208,859	-1,767,194
DHBK	-44,226	2,131,344	4,105,146	10,054,627	-52,699	-196,222	-236,192	-226,764	96,925	-1,935,122	-3,868,954	-9,827,863
ABQK	0	0	0	-7,910	0	0	0	0	0	0	0	7,910
QIIK	-88,575	631,781	1,160,893	879,492	0	-444,613	-889,226	-443,513	88,575	-187,168	-271,667	-435,979
MARK	192,674	4,709,986	12,388,414	12,465,769	19,790	-118,134	-255,964	-753,516	-212,464	-4,591,852	-12,132,450	-11,712,253
DUBK	-182,549	426,568	4,843,351	-1,732,123	1,000	-3,946	-12,392	2,024	181,549	-422,622	-4,830,959	1,730,099
QFBQ	109,202	-1,844,752	-2,105,809	-635,183	13,136	53,459	-693	-34,320	-122,338	1,791,293	2,106,502	669,503
NLCS	363,461	-720,916	-1,221,781	-4,083,886	-83,529	158,115	410,737	433,430	-279,932	562,801	811,044	3,650,456
DBIS	-265,409	-1,093,568	-2,281,603	-1,653,082	-6,399	6,762	1,524	-11,887	271,808	1,086,806	2,280,079	1,664,969
QOIS	150,059	3,653,848	6,421,009	5,012,416	45,529	14,539	248,461	301,145	-195,588	-3,668,387	-6,669,470	-5,313,561
IHGS	-28,726	-190,749	-326,389	306,955	0	0	0	0	28,726	190,749	326,389	-306,955
ZHCD	-800	-27,125	-47,727	-75,433	0	0	0	0	800	27,125	47,727	75,433
QGMD	394,916	-1,317,161	-587,788	-5,349,790	0	22,595	-40,583	-163,564	-394,916	1,294,566	628,371	5,513,354
SIIS	1,577,691	1,887,298	5,645,290	-5,419,221	-10,000	-467,761	-1,317,505	212,579	-1,567,691	-1,419,537	-4,327,785	5,206,642
BLDN	-1,405,112	-2,202,227	-4,157,973	-1,202,719	119,836	164,246	313,528	267,149	1,285,276	2,037,981	3,844,445	935,570
MCGS	-13,672	-118,943	-209,221	3,879,700	0	0	-27,023	0	13,672	118,943	236,244	-3,879,700
QCFS	0	0	0	10	0	0	0	0	0	0	0	-10
QFLS	-13,214	-422,569	-879,475	-678,793	300	-11,609	-141,839	-139,446	12,914	434,178	1,021,314	818,239
WDAM	372,782	3,213,692	5,303,017	1,622,677	28,700	-195,860	-314,156	21,700	-401,482	-3,017,832	-4,988,861	-1,644,377
MCCS	65,176	214,204	705,848	640,854	0	0	0	0	-65,176	-214,204	-705,848	-640,854
MERS	-10,326	43,449	230,359	148,164	1,050	1,300	2,600	1,300	9,276	-44,749	-232,959	-149,464
MEZA	-505,666	-1,708,229	-3,532,234	-6,502,473	3,000	-3,172	-8,344	-111,192	502,666	1,711,401	3,540,578	6,613,665
QIMD	10,000	110,160	260,637	75,126	0	0	0	0	-10,000	-110,160	-260,637	-75,126

									8-Oct			
Company	Qatari				GCC				Foreigners			
	Daily Chg.	Last 5 Sessions Chg.	Last 10 Sessions Chg.	Last 20 Sessions Chg.	Daily Chg.	Last 5 Sessions Chg.	Last 10 Sessions Chg.	Last 20 Sessions Chg.	Daily Chg.	Last 5 Sessions Chg.	Last 10 Sessions Chg.	Last 20 Sessions Chg.
QNCD	164,300	447,827	971,750	1,337,541	0	0	-1,111	-1,111	-164,300	-447,827	-970,639	-1,336,430
IQCD	186,925	953,373	2,594,184	529,309	1,500	29,402	47,394	-232,284	-188,425	-982,775	-2,641,578	-297,025
QIGD	-50,028	-139,131	-676,057	358,741	0	-10,761	-16,398	-3,459	50,028	149,892	692,455	-355,282
QEWS	-17,556	-12,500	-396,122	-900,690	0	0	-5,370	630	17,556	12,500	401,492	900,060
AHCS	218,171	968,246	2,119,133	4,144,498	0	-88,500	-175,275	-91,943	-218,171	-879,746	-1,943,858	-4,052,555
GISS	-800,861	6,052,924	13,250,837	6,688,862	-100,368	-122,544	-261,171	-73,504	901,229	-5,930,380	-12,989,666	-6,615,358
MPHC	17,892	1,696,643	4,321,291	-21,697,819	0	-5,155	-22,942	30,130	-17,892	-1,691,488	-4,298,349	21,667,689
IGRD	492,318	-589,346	-1,777,562	-211,212	-15,655	2,550	5,100	-29,128	-476,663	586,796	1,772,462	240,340
QAMC	30,150	-156,848	-962,971	2,300,133	1,000	25,517	-212,054	-250,890	-31,150	131,331	1,175,025	-2,049,243
QATI	47,717	682,979	1,464,959	-8,184,224	0	0	-51,170	-448,500	-47,717	-682,979	-1,413,789	8,632,724
DOHI	23,266	-25,445	-50,607	47,740	0	0	0	-32,941	-23,266	25,445	50,607	-14,799
QGRI	0	-421	-6,313	13,587	0	0	0	0	0	421	6,313	-13,587
AKHI	-38,802	-1,352,697	-3,788,211	-904,844	0	60,058	106,156	34,159	38,802	1,292,639	3,682,055	870,685
QISI	-381	-21,328	-42,656	-7,084	0	0	0	0	381	21,328	42,656	7,084
BEMA	0	5,000	10,000	-47,315	0	0	0	0	0	-5,000	-10,000	47,315
QLMI	-92,499	-99,285	-53,069	49,306	0	-1,000	-57,176	-56,176	92,499	100,285	110,245	6,870
UDCD	-2,358,143	-4,720,378	-8,564,998	-4,321,669	1,900	-28,935	75,102	105,056	2,356,243	4,749,313	8,489,896	4,216,613
BRES	167,116	1,156,224	1,516,220	642,375	-15,670	-15,670	-31,840	-17,370	-151,446	-1,140,554	-1,484,380	-625,005
ERES	1,406,495	1,384,918	2,631,171	803,134	7,012	70,087	-82,925	99,026	-1,413,507	-1,455,005	-2,548,246	-902,160
MRDS	1,222,282	2,751,059	3,590,794	2,868,558	58,304	-333,389	482,565	2,998	-1,280,586	-2,417,670	-4,073,359	-2,871,556
ORDS	102,996	367,033	1,452,684	2,617,369	0	-33,070	-156,439	-228,209	-102,996	-333,963	-1,296,245	-2,389,160
VFQS	-943,372	-1,294,120	-3,944,949	2,142,368	0	-95,492	-182,984	-227,904	943,372	1,389,612	4,127,933	-1,914,464
QNNS	238,320	97,578	-110,210	-3,595,341	0	-20,000	-29,521	2,356	-238,320	-77,578	139,731	3,592,985
GWCS	-5,296	-149,622	-802,735	-529,854	5,000	5,000	11,395	-2,405	296	144,622	791,340	532,259
QGTS	249,957	-1,059,677	-3,412,169	-8,117,180	0	-114,460	-276,280	-610,011	-249,957	1,174,137	3,688,449	8,727,191

Trading by nationality for the last Session

Nationality	Purchasing Value	Selling Value	Difference
Qataris	252.62	250.49	2.13
GCC	12.10	4.19	7.92
Arab	36.35	36.99	-0.64
Foreigners	21.98	31.39	-9.41
Total	323.05	323.05	0.00

Trading values by nationality for the last Session

Nationality	Buy %	Sell %	Net
Qataris	78.20%	77.54%	0.7%
GCC	3.75%	1.30%	2.5%
Arab	11.25%	11.45%	-0.2%
Foreigners	6.80%	9.72%	-2.9%

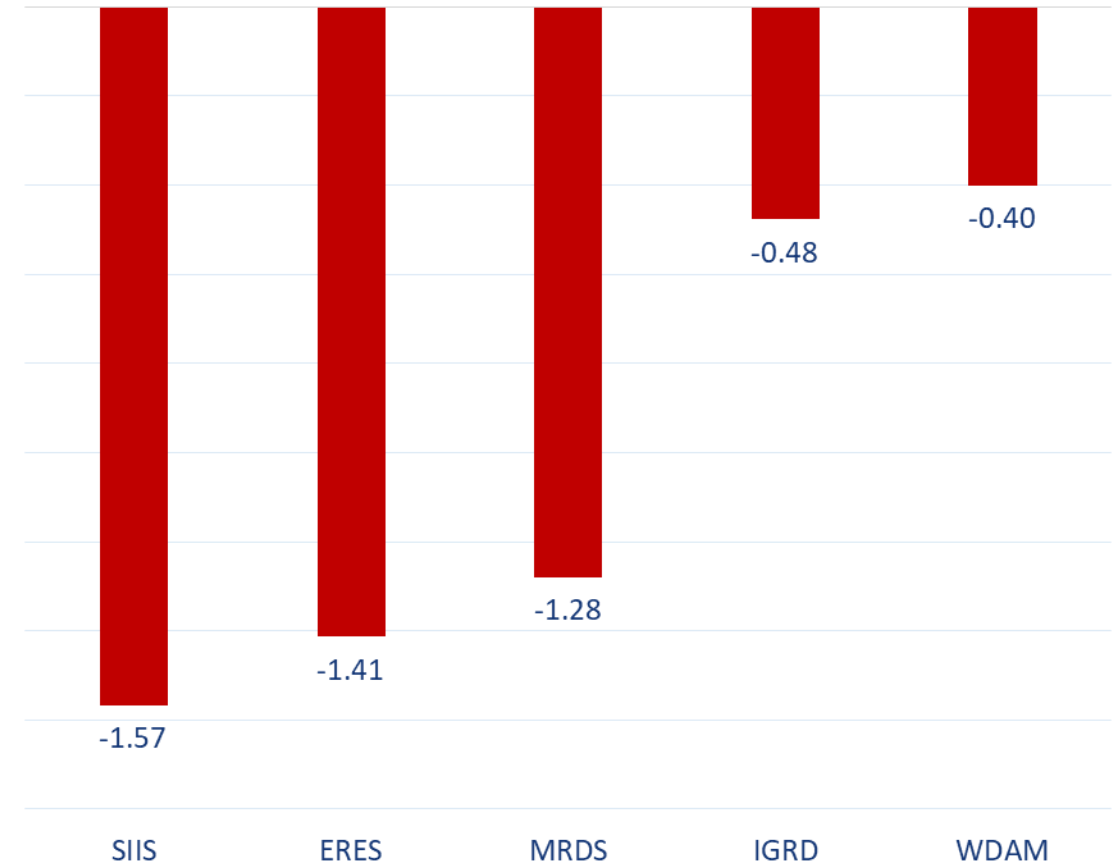
In million QAR

Top 5 Companies bought (net) by **Foreigners** in the last session



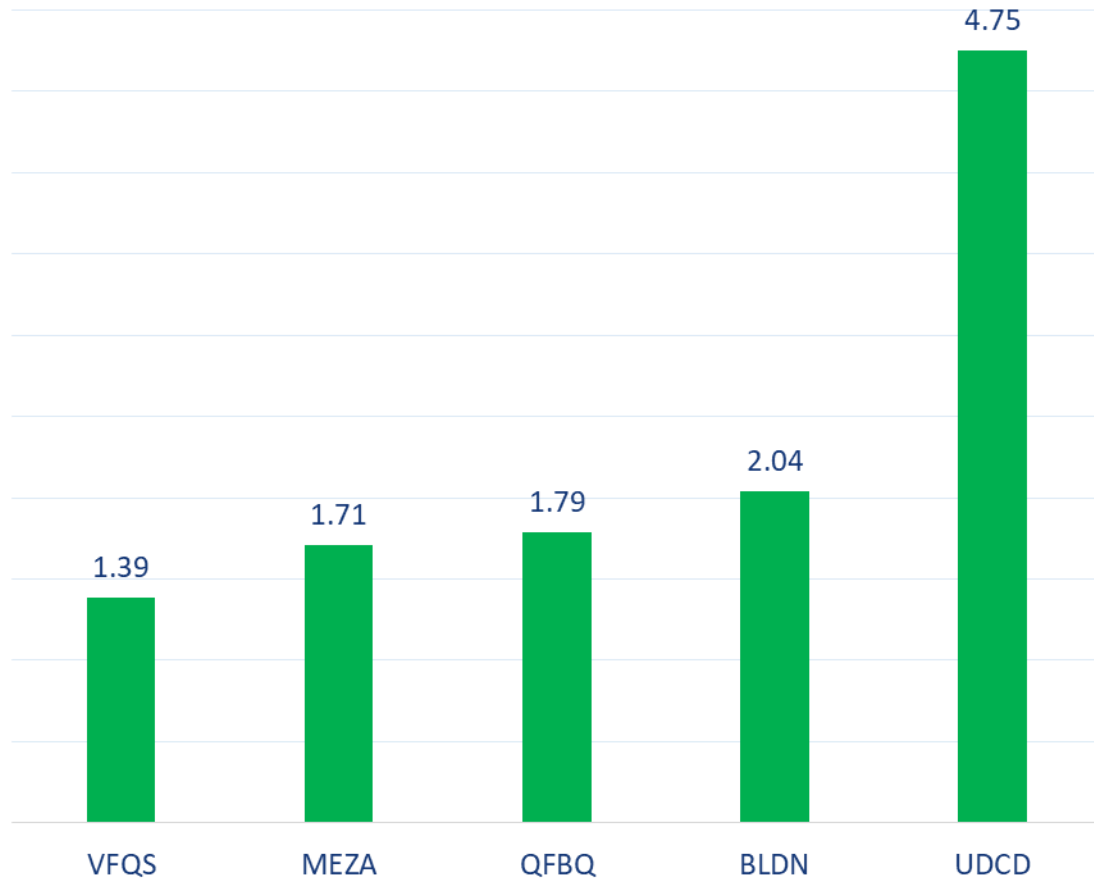
In million shares

Top 5 Companies sold (net) by **Foreigners** in the last session



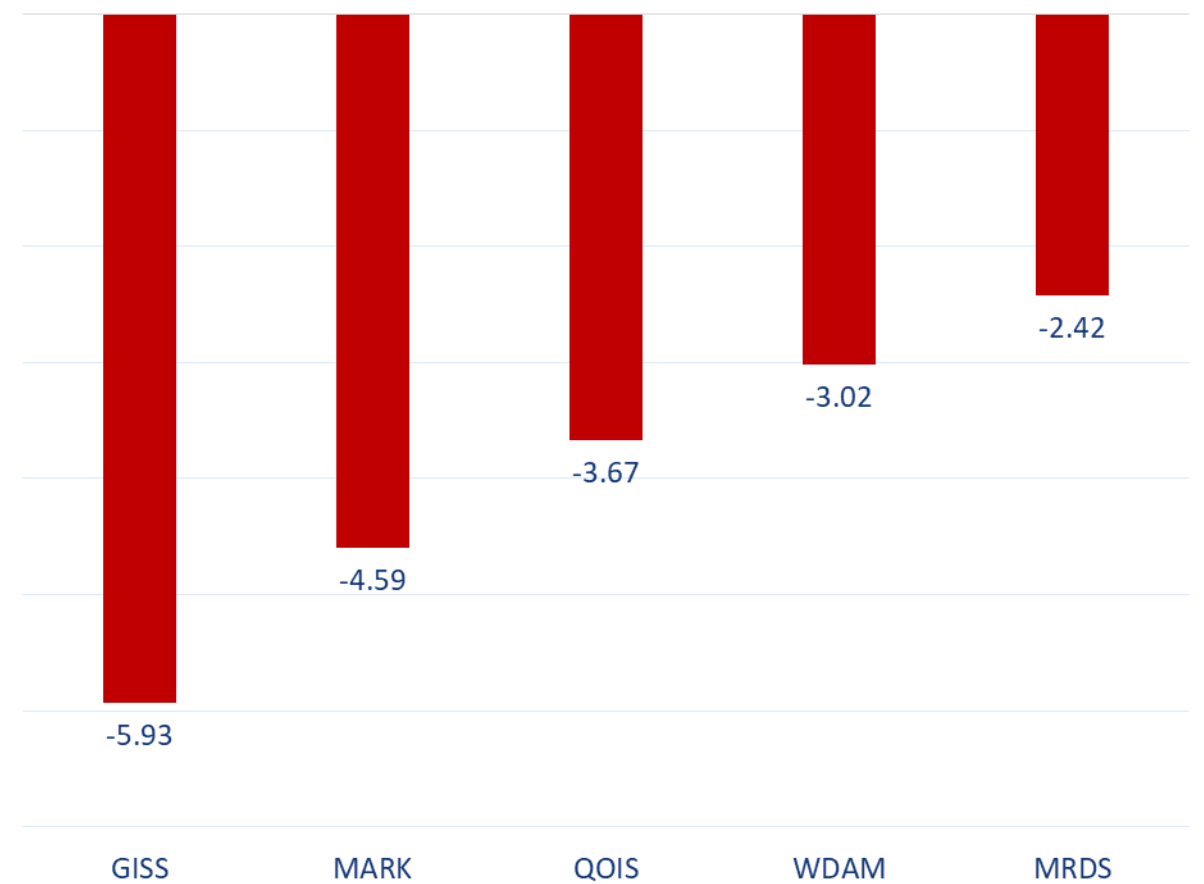
In million shares

Top 5 Companies bought (net) by **Foreigners** over the last week



In million shares

Top 5 Companies sold (net) by **Foreigners** over the last week



In million shares



The figures represent a change in the number of shares.

Daily Change: The net change between 8th and 5th of October and

Change for the last 5 sessions: The total daily net change for the last 5 sessions.

Change for the last 10 sessions: The total daily net change for the last 10 sessions.

Change for the last 20 sessions: The total daily net change for the last 20 sessions.

DISCLAIMER:

The information contained was obtained from various public sources believed to be reliable, but we do not guarantee its accuracy. Wasata Financial Securities makes no representations or warranties (express or implied) regarding the data and information provided and Wasata Financial Securities does not represent that the information content of this document is complete, or free from any error, not misleading, or fit for any particular purpose. This report document provides general information only. Neither the information nor any opinion expressed constitutes an offer or an invitation to make an offer, to buy or sell any securities or other investment products related to such securities or investments.

This report document contained is subject to change without prior notice. Wasata assumes no responsibility to update the information in this report document.



Prepared by Financial Advisory Department


وساطة
WASATA
للأوراق المالية
FINANCIAL SECURITIES

+974 44498880

ramzi.qasmieh@Wasata.qa