



Daily Report for Ownership Changes

9th of October 2023 Session

Company									9-Oct			
	Qatari				GCC				Foreigners			
	Daily Chg.	Last 5 Sessions Chg.	Last 10 Sessions Chg.	Last 20 Sessions Chg.	Daily Chg.	Last 5 Sessions Chg.	Last 10 Sessions Chg.	Last 20 Sessions Chg.	Daily Chg.	Last 5 Sessions Chg.	Last 10 Sessions Chg.	Last 20 Sessions Chg.
QNBK	1,322,491	787,585	454,123	85,750	20,819	35,242	44,020	-33,210	-1,343,310	-822,827	-460,171	-52,540
QIBK	79,752	-120,434	176,273	816,607	1,867	3,314	17,906	29,534	-81,619	117,120	-194,179	-846,141
CBQK	148,678	665,582	2,016,514	1,064,535	0	625,736	1,348,047	722,311	-148,678	-1,291,318	-3,364,561	-1,786,846
DHBK	-981,533	344,126	1,336,395	8,949,998	0	-104,970	-144,940	-16,012	981,533	-239,156	-1,191,455	-8,933,986
ABQK	0	0	0	-7,910	0	0	0	0	0	0	0	7,910
QIIK	83,000	726,051	1,338,163	804,937	0	-444,613	-889,226	-458,331	-83,000	-281,438	-448,937	-346,606
MARK	608,350	4,319,534	12,606,312	11,726,827	-8,587	-118,463	-264,880	-724,001	-599,763	-4,201,071	-12,341,432	-11,002,826
DUBK	-329	425,181	4,841,635	1,794,854	-3,488	-4,434	-16,368	-1,464	3,817	-420,747	-4,825,267	-1,793,390
QFBQ	302,543	134,290	175,776	36,200	-30,697	-6,561	-91,410	-35,154	-271,846	-127,729	-84,366	-1,046
NLCS	98,551	690,908	288,594	-3,110,247	63,638	136,854	453,114	684,054	-162,189	-827,762	-741,708	2,426,193
DBIS	-79,632	-1,146,726	-2,414,393	-1,299,901	0	21,762	16,524	-29,328	79,632	1,124,964	2,397,869	1,329,229
QOIS	517,621	3,904,468	7,189,250	5,490,420	-122,435	-89,628	21,859	180,710	-395,186	-3,814,840	-7,211,109	-5,671,130
IHGS	-48,284	-163,326	-347,250	253,792	0	0	0	0	48,284	163,326	347,250	-253,792
ZHCD	-1,400	-28,425	-50,427	-76,833	0	0	0	0	1,400	28,425	50,427	76,833
QGMD	254,874	-1,090,296	-106,049	-4,124,995	39,331	68,164	44,317	-37,927	-294,205	1,022,132	61,732	4,162,922
SIIS	-978,200	444,896	3,224,688	-5,682,794	832	-462,396	-1,311,308	-57,656	977,368	17,500	-1,913,380	5,740,450
BLDN	325,944	-2,347,528	-3,977,330	1,355,689	-206,439	-42,193	-99,350	-178,652	-119,505	2,389,721	4,076,680	-1,177,037
MCGS	-73,844	-94,745	-258,867	3,824,810	0	0	-27,023	0	73,844	94,745	285,890	-3,824,810
QCFS	0	0	0	10	0	0	0	0	0	0	0	-10
QFLS	-6,467	-158,801	-622,174	-595,163	975	-10,634	-139,889	-138,471	5,492	169,435	762,063	733,634
WDAM	263,440	3,428,824	5,781,589	1,351,927	-18,261	-98,474	-235,031	-34,956	-245,179	-3,330,350	-5,546,558	-1,316,971
MCCS	32,702	142,627	666,973	666,007	0	0	0	0	-32,702	-142,627	-666,973	-666,007
MERS	33,960	72,352	293,222	191,156	-808	492	984	492	-33,152	-72,844	-294,206	-191,648
MEZA	68,413	-1,459,476	-3,215,068	-6,218,160	-1,000	-1,031	-7,203	-112,192	-67,413	1,460,507	3,222,271	6,330,352
QIMD	108,541	140,491	399,509	194,817	0	0	0	0	-108,541	-140,491	-399,509	-194,817

Company									9-Oct			
	Qatari				GCC				Foreigners			
	Daily Chg.	Last 5 Sessions Chg.	Last 10 Sessions Chg.	Last 20 Sessions Chg.	Daily Chg.	Last 5 Sessions Chg.	Last 10 Sessions Chg.	Last 20 Sessions Chg.	Daily Chg.	Last 5 Sessions Chg.	Last 10 Sessions Chg.	Last 20 Sessions Chg.
QNCD	191,257	609,151	1,324,331	1,022,094	0	0	-1,111	-1,111	-191,257	-609,151	-1,323,220	-1,020,983
IQCD	-321,248	597,166	1,916,729	791,964	0	29,402	47,394	-32,284	321,248	-626,568	-1,964,123	-759,680
QIGD	-127,064	-314,656	-978,646	538,651	0	0	-5,637	-3,459	127,064	314,656	984,283	-535,192
QEWS	-2,982	-22,587	-409,191	-914,661	0	0	-5,370	630	2,982	22,587	414,561	914,031
AHCS	23,754	859,161	2,033,802	3,516,536	0	-88,500	-175,275	-82,443	-23,754	-770,661	-1,858,527	-3,434,093
GISS	229,869	4,569,291	11,997,073	9,811,658	-28,048	-232,881	-399,556	-134,596	-201,821	-4,336,410	-11,597,517	-9,677,062
MPHC	190,738	2,652,933	5,468,319	-22,396,597	94,243	92,042	168,498	124,373	-284,981	-2,744,975	-5,636,817	22,272,224
IGRD	3,306,116	3,344,629	5,462,529	1,733,231	87,019	89,569	179,138	85,451	-3,393,135	-3,434,198	-5,641,667	-1,818,682
QAMC	5,593,009	6,672,719	11,459,605	10,353,043	-140,514	-136,634	-514,719	-313,793	-5,452,495	-6,536,085	-10,944,886	-10,039,250
QATI	197,801	772,010	1,751,791	-7,989,865	-50,000	-50,000	-151,170	-498,500	-147,801	-722,010	-1,600,621	8,488,365
DOHI	73,885	107,151	155,874	111,625	0	0	0	0	-73,885	-107,151	-155,874	-111,625
QGRI	35,500	35,079	64,687	49,087	0	0	0	0	-35,500	-35,079	-64,687	-49,087
AKHI	-101,993	-833,028	-3,370,535	-1,981,165	0	45,921	92,019	-4,129	101,993	787,107	3,278,516	1,985,294
QISI	19,755	-1,573	-3,146	12,671	0	0	0	0	-19,755	1,573	3,146	-12,671
BEMA	60,000	65,000	130,000	12,770	0	0	0	0	-60,000	-65,000	-130,000	-12,770
QLMI	-40,983	-134,398	-129,165	8,323	0	-1,000	-57,176	-56,176	40,983	135,398	186,341	47,853
UDCD	-1,153,565	-5,365,923	-10,364,108	-5,227,538	182,980	153,980	440,997	287,967	970,585	5,211,943	9,923,111	4,939,571
BRES	790,416	2,115,502	3,265,914	1,193,292	0	-15,670	-31,840	-17,370	-790,416	-2,099,832	-3,234,074	-1,175,922
ERES	618,774	983,962	2,848,989	2,710,656	-15,000	54,425	-113,587	90,026	-603,774	-1,038,387	-2,735,402	-2,800,682
MRDS	212,111	1,733,767	2,785,613	-1,512,907	5,214	-282,699	538,469	286,585	-217,325	-1,451,068	-3,324,082	1,226,322
ORDS	770,999	1,150,381	3,007,031	3,342,785	-106,237	-105,637	-335,243	-334,446	-664,762	-1,044,744	-2,671,788	-3,008,339
VFQS	-418,082	-1,790,705	-4,859,616	1,622,792	0	-95,492	-182,984	-227,904	418,082	1,886,197	5,042,600	-1,394,888
QNNS	299,956	415,479	507,647	-3,193,151	0	-20,000	-29,521	2,356	-299,956	-397,089	-474,647	3,190,795
GWCS	-2,565	-118,629	-774,307	-456,981	0	5,000	11,395	-2,405	2,565	113,629	762,912	459,386
QGTS	-634,236	-2,134,142	-5,120,870	-7,925,190	5,402	-96,058	-252,476	-593,609	628,834	2,230,200	5,373,346	8,518,799

Trading by nationality for the last Session

Nationality	Purchasing Value	Selling Value	Difference
Qataris	311.21	270.95	40.27
GCC	22.64	30.54	-7.90
Arab	50.39	52.09	-1.70
Foreigners	77.13	107.78	-30.66
Total	461.37	461.37	0.00

Trading values by nationality for the last Session

Nationality	Buy %	Sell %	Net
Qataris	67.45%	58.73%	8.7%
GCC	4.91%	6.62%	-1.7%
Arab	10.92%	11.29%	-0.4%
Foreigners	16.72%	23.36%	-6.6%

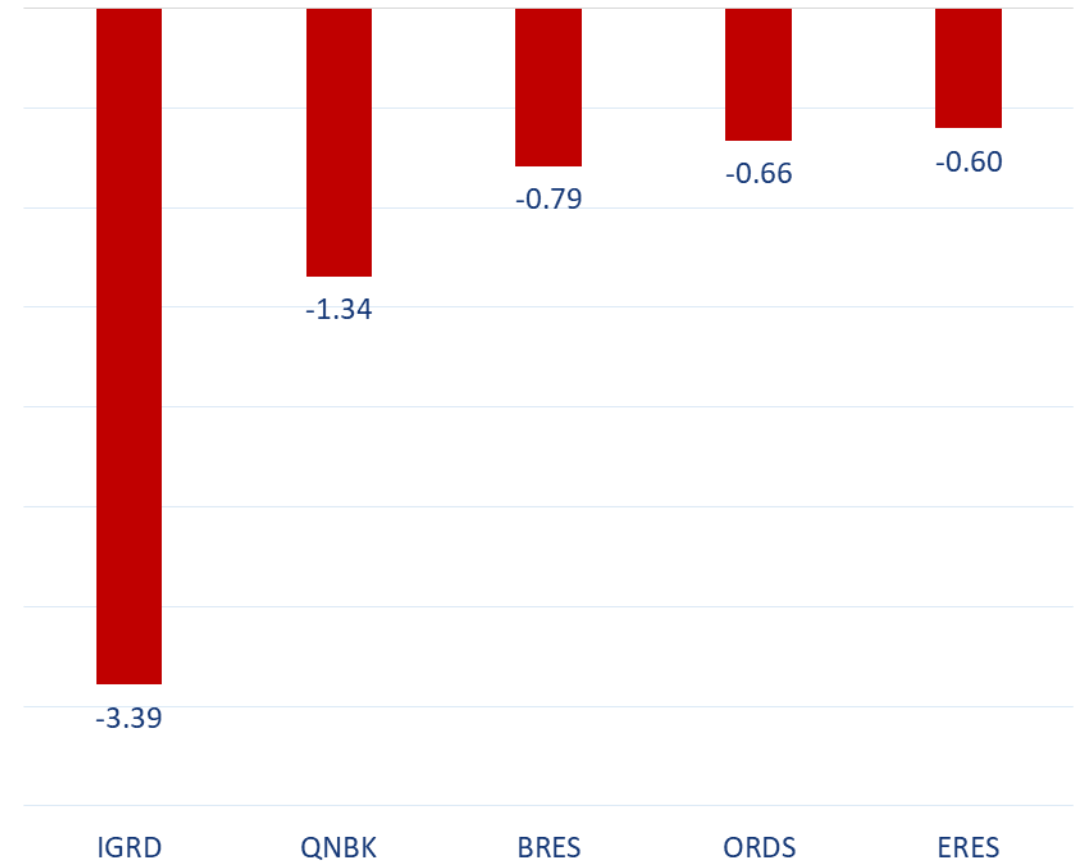
In million QAR

Top 5 Companies bought (net) by **Foreigners** in the last session



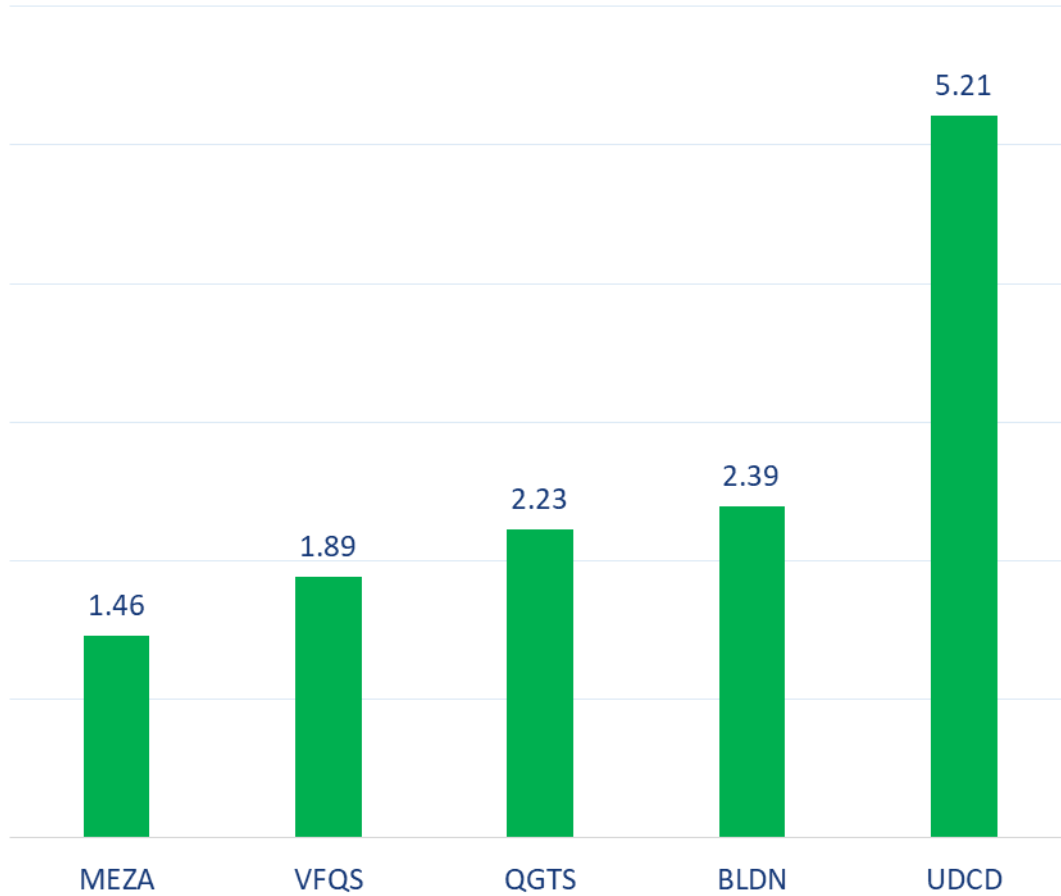
In million shares

Top 5 Companies sold (net) by **Foreigners** in the last session



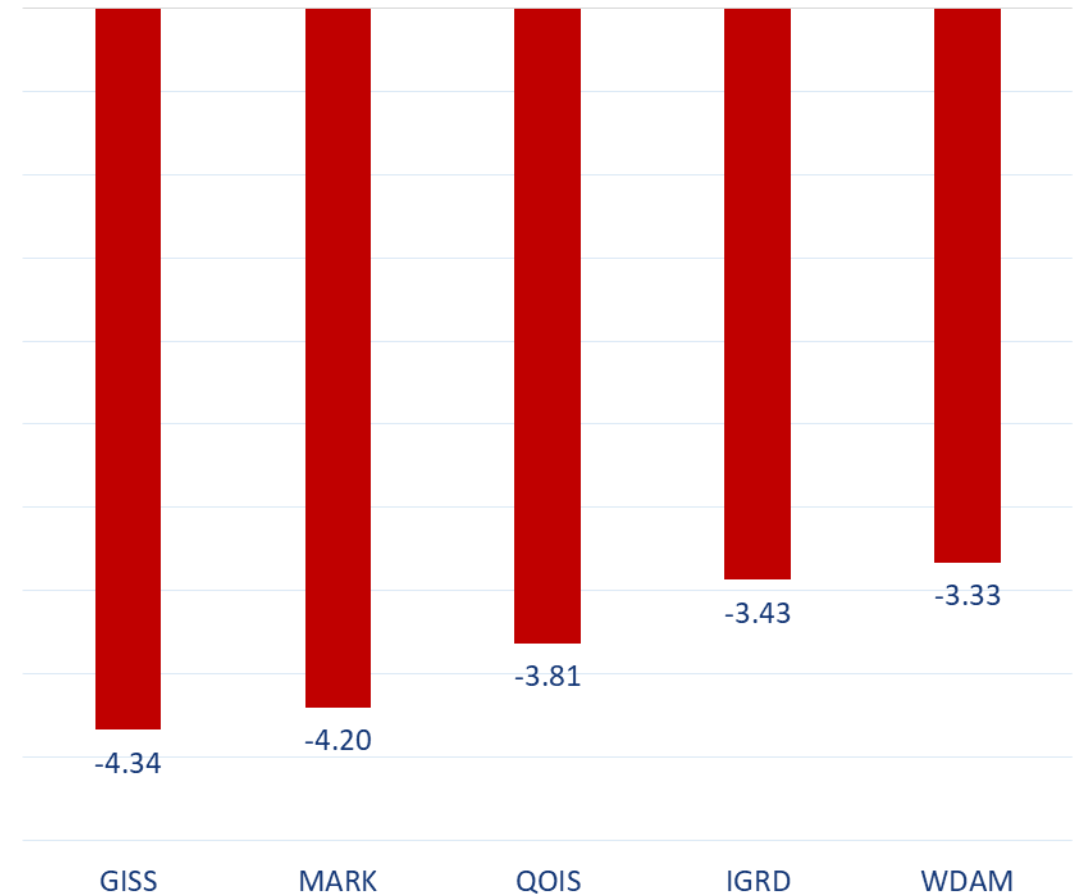
In million shares

Top 5 Companies bought (net) by **Foreigners** over the last week



In million shares

Top 5 Companies sold (net) by **Foreigners** over the last week



In million shares



The figures represent a change in the number of shares.

Daily Change: The net change between 9th and 8th of October and

Change for the last 5 sessions: The total daily net change for the last 5 sessions.

Change for the last 10 sessions: The total daily net change for the last 10 sessions.

Change for the last 20 sessions: The total daily net change for the last 20 sessions.

DISCLAIMER:

The information contained was obtained from various public sources believed to be reliable, but we do not guarantee its accuracy. Wasata Financial Securities makes no representations or warranties (express or implied) regarding the data and information provided and Wasata Financial Securities does not represent that the information content of this document is complete, or free from any error, not misleading, or fit for any particular purpose. This report document provides general information only. Neither the information nor any opinion expressed constitutes an offer or an invitation to make an offer, to buy or sell any securities or other investment products related to such securities or investments.

This report document contained is subject to change without prior notice. Wasata assumes no responsibility to update the information in this report document.



Prepared by Financial Advisory Department


للأوراق المالية
FINANCIAL SECURITIES

+974 44498880

ramzi.qasmieh@Wasata.qa