



Daily Report for Ownership Changes

01st of November 2023 Session

									1-Nov			
company	Qatari				GCC				Foreigners			
	Daily Chg.	Last 5 Sessions Chg.	Last 10 Sessions Chg.	Last 20 Sessions Chg.	Daily Chg.	Last 5 Sessions Chg.	Last 10 Sessions Chg.	Last 20 Sessions Chg.	Daily Chg.	Last 5 Sessions Chg.	Last 10 Sessions Chg.	Last 20 Sessions Chg.
QNBK	-233,575	3,471,141	3,688,952	3,174,876	-5,000	54,331	-175,866	-264,913	238,575	-3,525,472	-3,513,086	-2,909,963
QIBK	541,555	1,162,345	1,982,540	2,273,712	0	-2,727	-19,955	-15,462	-541,555	-1,159,618	-1,962,585	-2,258,250
CBQK	102,445	2,914,365	3,012,026	5,933,010	0	27,000	27,000	27,000	-102,445	-2,941,365	-3,039,026	-5,960,010
DHBK	-163,105	-744,950	-2,365,341	-2,699,909	0	3,200	195,340	299,503	163,105	741,750	2,170,001	2,400,406
ABQK	0	0	-123	-123	0	0	123	123	0	0	0	0
QIHK	53,433	757,925	1,091,863	1,289,933	0	0	10,000	15,000	-53,433	-757,925	-1,101,863	-1,304,933
MARK	16,513	9,130,200	14,115,420	13,736,758	-5,710	31,236	-38,529	-724,908	-10,803	-9,161,436	-14,076,891	-13,011,850
DUBK	259,419	421,062	559,202	-1,141,012	333	4,652	1,987	-7,332	-259,752	-425,714	-561,189	1,148,344
QFBQ	263,370	-1,204,558	287,544	1,162,032	0	-4,386	-12,157	-27,218	-263,370	1,208,944	-275,387	-1,134,814
NLCS	136,072	448,866	1,863,436	6,833,030	-55,850	-121,921	-182,675	151,918	-80,222	-326,945	-1,680,761	-6,984,948
DBIS	161,913	-526,268	-282,021	399,205	0	12,176	-2,237	8,777	-161,913	514,092	284,258	-407,982
QOIS	-323,334	-37,116	3,154,095	2,922,693	0	-48,307	-564,335	-193,000	323,334	85,423	-2,589,760	-2,729,693
IHGS	58,571	183,880	213,825	1,220,876	0	0	0	0	-58,571	-183,880	-213,825	-1,220,876
ZHCD	0	-1,339	-1,353	10,377	0	0	0	0	0	1,339	1,353	-10,377
QGMD	352,695	-685,169	-477,153	-462,173	-59,138	116,196	14,722	26,409	-293,557	568,973	462,431	435,764
SIIS	2,918,855	4,052	559,324	4,695,913	-18,400	425,391	180,041	-372,682	-2,900,455	-429,443	-739,365	-4,323,231
BLDN	462,527	-1,440,378	-1,173,778	-3,628,943	0	-559,099	25,901	-38,448	-462,527	1,999,477	1,147,877	3,667,391
MCGS	-32,610	556,334	759,421	757,785	0	0	0	0	32,610	-556,334	-759,421	-757,785
QCFS	0	0	0	0	0	0	0	0	0	0	0	0
QFLS	212,051	950,321	1,119,580	1,087,483	650	2,220	2,220	-16,140	-212,701	-952,541	-1,121,800	-1,071,343
WDAM	707,130	161,108	-479,371	-1,930,434	10,796	-111,030	-104,616	54,559	-717,926	-50,078	583,987	1,875,875
MCCS	-114,706	-374,169	-99,300	207,618	0	1,050	-239	-239	114,706	373,119	99,539	-207,379
MERS	18,572	32,481	20,150	42,369	0	0	0	492	-18,572	-32,481	-20,150	-42,861
MEZA	-463,815	-2,278,290	-5,453,442	-6,628,960	0	0	-4,000	-15,227	463,815	2,278,290	5,457,442	6,644,187
QIMD	0	-100,466	-92,863	312,598	0	0	0	-200,200	0	100,466	92,863	-112,398

company									1-Nov			
	Qatari				GCC				Foreigners			
	Daily Chg.	Last 5 Sessions Chg.	Last 10 Sessions Chg.	Last 20 Sessions Chg.	Daily Chg.	Last 5 Sessions Chg.	Last 10 Sessions Chg.	Last 20 Sessions Chg.	Daily Chg.	Last 5 Sessions Chg.	Last 10 Sessions Chg.	Last 20 Sessions Chg.
QNCD	3,502	52,852	482,203	1,146,755	0	0	0	0	-3,502	-52,852	-482,203	-1,146,755
IQCD	-586,244	-1,072,420	-183,341	-2,126,452	0	1,100	3,750	-30,580	586,244	1,071,320	179,591	2,157,032
QIGD	-563,064	29,616	-727,514	-1,288,544	0	0	0	0	563,064	-29,616	727,514	1,288,544
QEWS	-31,751	-135,604	-407,858	-662,020	0	0	0	0	31,751	135,604	407,858	662,020
AHCS	5,452	-1,019,260	-120,418	783,648	0	11,610	-4,490	-8,490	-5,452	1,007,650	124,908	-775,158
GISS	-1,656,730	-876,876	-4,185,751	-5,887,595	-4,768	-34,158	-67,458	-1,150,083	1,661,498	911,034	4,253,209	7,037,678
MPHC	1,083,781	5,871,872	7,826,951	6,801,464	0	-68	21,603	139,702	-1,083,781	-5,871,804	-7,848,554	-6,941,166
IGRD	-181,780	874,031	1,881,602	5,831,695	235,427	232,714	238,856	236,641	-53,647	-1,106,745	-2,120,458	-6,068,336
QAMC	-559,095	1,584,398	9,561,896	18,447,641	12,286	-31,650	227,789	1,002,873	546,809	-1,552,748	-9,789,685	-19,450,514
QATI	18,895	699,706	1,273,287	4,578,889	0	27,303	-22,697	-3,582,697	-18,895	-727,009	-1,250,590	-996,192
DOHI	0	417	15,200	122,351	0	1,000	1,000	1,000	0	-1,417	-16,200	-123,351
QGRI	3,603	24,772	24,772	59,851	0	-10,000	-10,000	-10,000	-3,603	-14,772	-14,772	-49,851
AKHI	-1,267	443,654	-506,987	28,130	-18,897	44,816	44,816	20,615	20,164	-488,470	462,171	-48,745
QISI	1,350	51,740	58,790	74,802	0	0	-31,570	-31,570	-1,350	-51,740	-27,220	-43,232
BEMA	-4,830	-19,280	-16,880	50,045	0	0	0	0	4,830	19,280	16,880	-50,045
QLMI	18,170	61,165	110,635	-31,592	0	0	0	0	-18,170	-61,165	-110,635	31,592
UDCD	609,450	-1,085,142	-210,649	-8,620,779	0	-36,647	212,941	519,079	-609,450	1,121,789	-2,292	8,101,700
BRES	-101,895	-1,439,945	-1,210,453	1,580,700	0	25	30,025	14,355	101,895	1,439,920	1,180,428	-1,595,055
ERES	-766,680	-2,807,364	-952,858	-870,818	-25,130	34,991	-129,208	26,209	791,810	2,772,373	1,082,066	844,609
MRDS	-1,281,897	-5,882,081	-6,442,928	-5,458,449	0	-209,149	-34,195	166,972	1,281,897	6,091,230	6,477,123	5,291,477
ORDS	-72,957	1,149,942	1,701,876	2,902,379	0	27,539	-260,551	-980,761	72,957	-1,177,481	-1,441,325	-1,921,618
VFQS	-786,826	3,075,775	-1,725,231	-6,236,968	0	14,826	-23,385	-6,021	786,826	-3,090,601	1,748,616	6,242,989
QNNS	-77,860	-72,094	923,754	2,224,704	0	0	250	-149,750	77,860	72,094	-924,004	-2,074,954
GWCS	54,036	130,515	252,970	-234,659	0	20,000	20,000	25,000	-54,036	-150,515	-272,970	209,659
QGTS	-363,943	-2,242,419	2,697,198	5,278,588	83,200	96,540	311,073	297,901	280,743	2,145,879	-3,008,271	-5,576,489

Trading values by nationality for the last Session

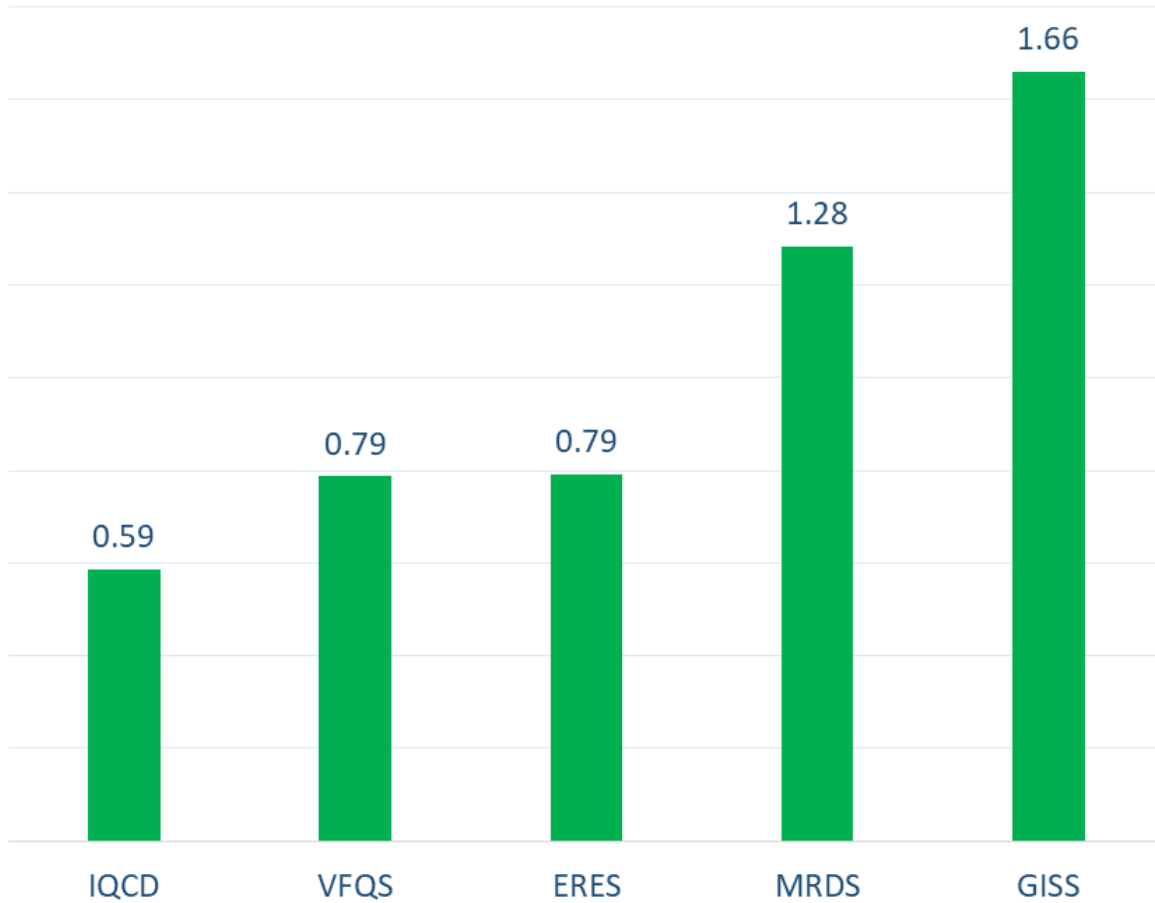
Nationality	Purchasing Value	Selling Value	Difference
Qataris	278.06	281.24	-3.18
GCC	24.55	14.21	10.34
Arab	54.86	49.19	5.67
Foreigners	75.67	88.49	-12.82
Total	433.13	433.13	0.00

In million QAR

Trading by nationality for the last Session

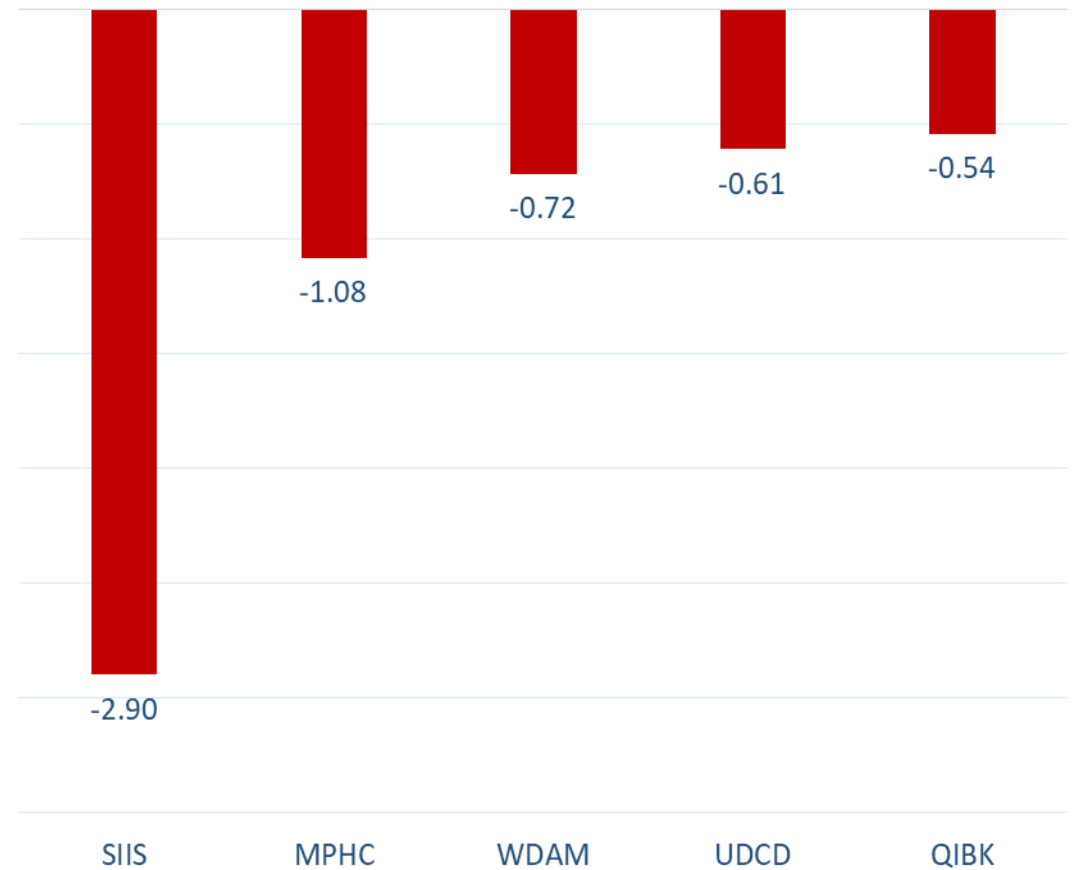
Nationality	Buy %	Sell %	Net
Qataris	64.20%	64.93%	-0.73%
GCC	5.67%	3.28%	2.39%
Arab	12.67%	11.36%	1.31%
Foreigners	24.58%	21.95%	-2.96%

Top 5 Companies bought (net) by **Foreigners** in the last session



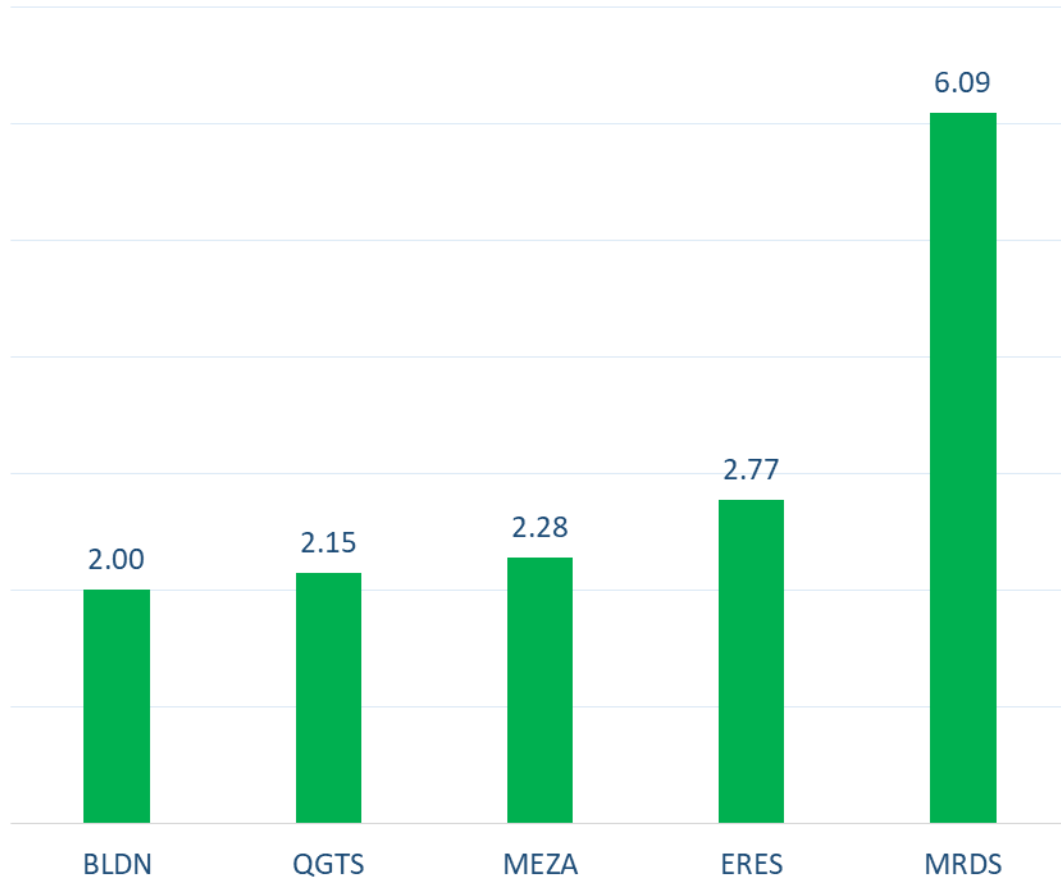
In million shares

Top 5 Companies sold (net) by **Foreigners** in the last session



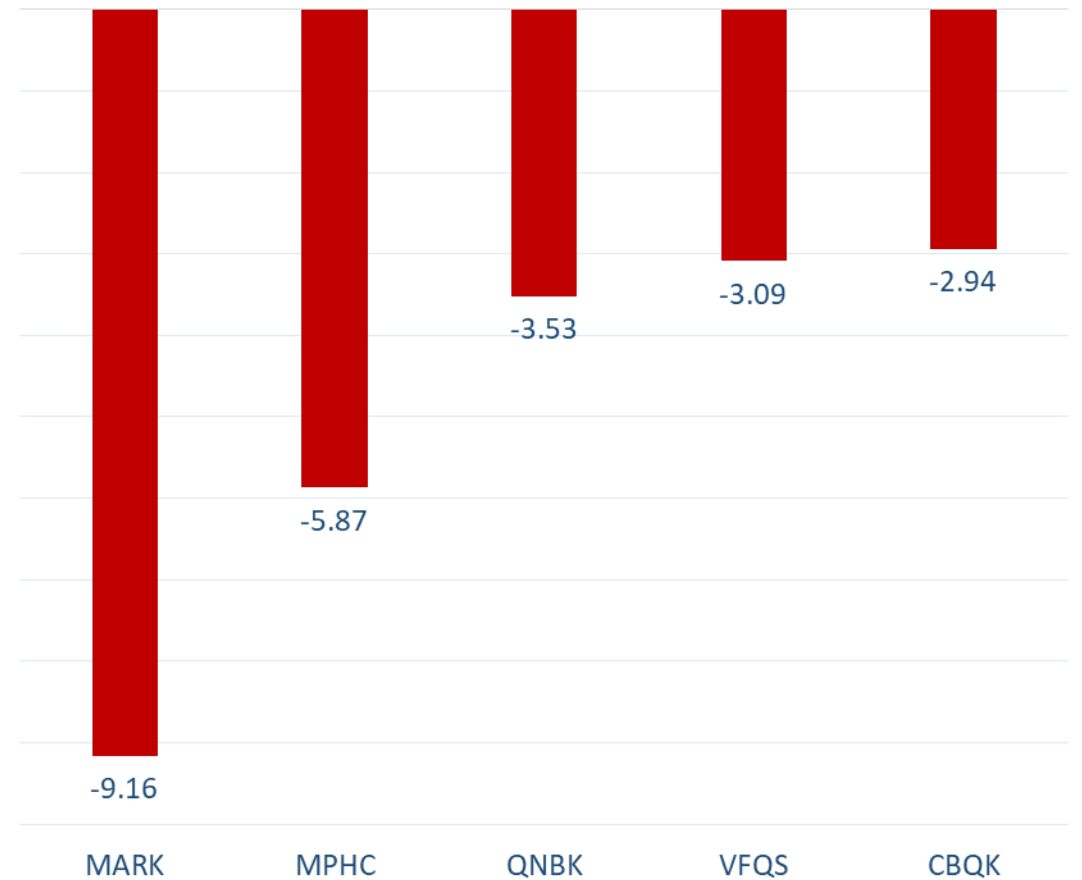
In million shares

Top 5 Companies bought (net) by **Foreigners** over the last week



In million shares

Top 5 Companies sold (net) by **Foreigners** over the last week



In million shares



The figures represent a change in the number of shares.

Daily Change: The net change between 01st of November and 31st of October and

Change for the last 5 sessions: The total daily net change for the last 5 sessions.

Change for the last 10 sessions: The total daily net change for the last 10 sessions.

Change for the last 20 sessions: The total daily net change for the last 20 sessions.

DISCLAIMER:

The information contained was obtained from various public sources believed to be reliable, but we do not guarantee its accuracy. Wasata Financial Securities makes no representations or warranties (express or implied) regarding the data and information provided and Wasata Financial Securities does not represent that the information content of this document is complete, or free from any error, not misleading, or fit for any particular purpose. This report document provides general information only. Neither the information nor any opinion expressed constitutes an offer or an invitation to make an offer, to buy or sell any securities or other investment products related to such securities or investments.

This report document contained is subject to change without prior notice. Wasata assumes no responsibility to update the information in this report document.

Prepared by Financial Advisory Department



+974 44498880
ramzi.qasmieh@Wasata.qa